

**UNITED STATES BANKRUPTCY COURT**  
**Western District of Tennessee**  
**PETITIONS CLOSED FOR TWELVE MONTH PERIODS**  
**BY DIVISIONS**

<b>Jan 1, 2005 - Dec 31, 2005</b>			
	<b>Memphis</b>	<b>Jackson</b>	<b>Totals</b>
Chapter 7	8,080	2,765	10,845
Chapter 9	0	0	0
Chapter 11	34	30	64
Chapter 12	0	1	1
Chapter 13	15,781	2,885	18,666
<b>Totals:</b>	<b>23,895</b>	<b>5,681</b>	<b>29,576</b>

<b>Jan 1, 2004 - Dec 31, 2004</b>			
	<b>Memphis</b>	<b>Jackson</b>	<b>Totals</b>
Chapter 7	5,129	3,304	8,433
Chapter 9	0	0	0
Chapter 11	29	48	77
Chapter 12	0	5	5
Chapter 13	12,705	3,115	15,820
<b>Totals:</b>	<b>17,863</b>	<b>6,472</b>	<b>24,335</b>

<b>Jan 1, 2003 - Dec 31, 2003</b>			
	<b>Memphis</b>	<b>Jackson</b>	<b>Totals</b>
Chapter 7	6,562	2,138	8,700
Chapter 9	0	0	0
Chapter 11	35	50	85
Chapter 12	1	2	3
Chapter 13	14,034	3,203	17,237
<b>Totals:</b>	<b>20,632</b>	<b>5,393</b>	<b>26,025</b>

<b>Jan 1, 2002 - Dec 31, 2002</b>			
	<b>Memphis</b>	<b>Jackson</b>	<b>Totals</b>
Chapter 7	6,434	2,628	9,062
Chapter 9	0	0	0
Chapter 11	45	47	92
Chapter 12	1	1	2
Chapter 13	14,325	3,244	17,569
<b>Totals:</b>	<b>20,805</b>	<b>5,920</b>	<b>26,725</b>

<b>2005 Over 2004</b>			
	<b>Memphis</b>	<b>Jackson</b>	<b>Total %</b>
Chapter 7	2,951	(539)	28.60%
Chapter 9	0	0	0.00%
Chapter 11	5	(18)	-16.88%
Chapter 12	0	(4)	-80.00%
Chapter 13	3,076	(230)	17.99%
<b>Totals:</b>	<b>6,032</b>	<b>(791)</b>	<b>21.54%</b>

<b>2005 Over 2004</b>		
	<b>Jackson</b>	<b>Total %</b>
Chapter 7	(539)	-16.31%
Chapter 9	0	0.00%
Chapter 11	(18)	-37.50%
Chapter 12	(4)	-80.00%
Chapter 13	(230)	-7.38%
<b>Totals:</b>	<b>(791)</b>	<b>-12.22%</b>

<b>% of Closings by Chap. By Div. Chapter % of</b>			
	<b>Memphis</b>	<b>Jackson</b>	<b>Total Closings</b>
Chapter 7	75%	25%	37%
Chapter 9	0%	0%	0%
Chapter 11	53%	47%	0%
Chapter 12	0%	100%	0%
Chapter 13	85%	15%	63%
<b>Totals:</b>	<b>81%</b>	<b>19%</b>	<b>100%</b>

<b>% of Closings by Chap. By Div. Chapter % of</b>			
	<b>Memphis</b>	<b>Jackson</b>	<b>Total Closings</b>
Chapter 7	61%	39%	35%
Chapter 9	0%	0%	0%
Chapter 11	38%	62%	0%
Chapter 12	0%	100%	0%
Chapter 13	80%	20%	65%
<b>Totals:</b>	<b>73%</b>	<b>27%</b>	<b>100%</b>

<b>% of Closings by Chap. By Div. Chapter % of</b>			
	<b>Memphis</b>	<b>Jackson</b>	<b>Total Closings</b>
Chapter 7	75%	25%	33%
Chapter 9	0%	0%	0%
Chapter 11	41%	59%	0%
Chapter 12	33%	67%	0%
Chapter 13	81%	19%	66%
<b>Totals:</b>	<b>79%</b>	<b>21%</b>	<b>100%</b>

<b>% of Closings by Chap. By Div. Chapter % of</b>			
	<b>Memphis</b>	<b>Jackson</b>	<b>Total Closings</b>
Chapter 7	71%	29%	34%
Chapter 9	0%	0%	0%
Chapter 11	49%	51%	0%
Chapter 12	50%	50%	0%
Chapter 13	82%	18%	66%
<b>Totals:</b>	<b>78%</b>	<b>22%</b>	<b>100%</b>

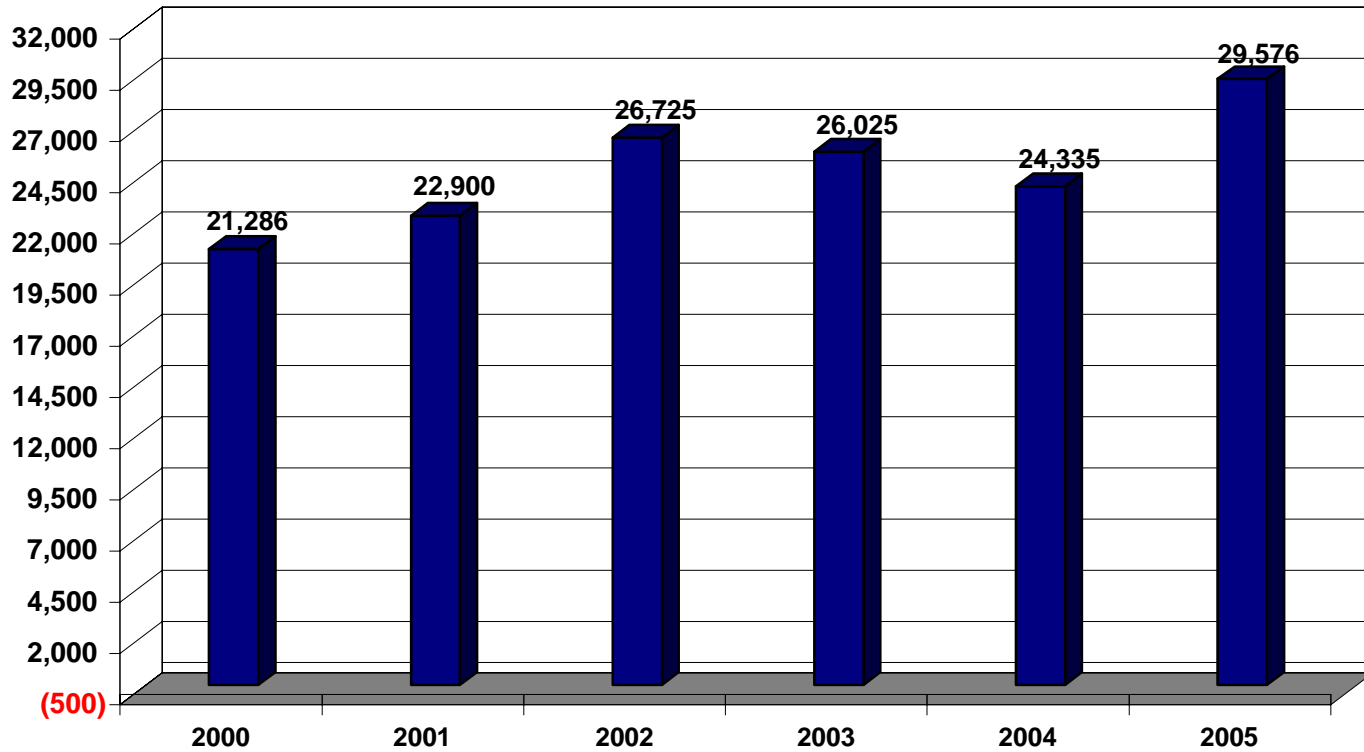
**Overall Change  
2005 to 2004  
(Both Divisions)**

**21.54%**

<b>2005 Over 2004</b>		
	<b>Memphis</b>	<b>Total %</b>
Chapter 7	2,951	57.52%
Chapter 9	0	0.00%
Chapter 11	5	16.67%
Chapter 12	0	0.00%
Chapter 13	3,076	24.21%
<b>Totals:</b>	<b>6,032</b>	<b>33.77%</b>

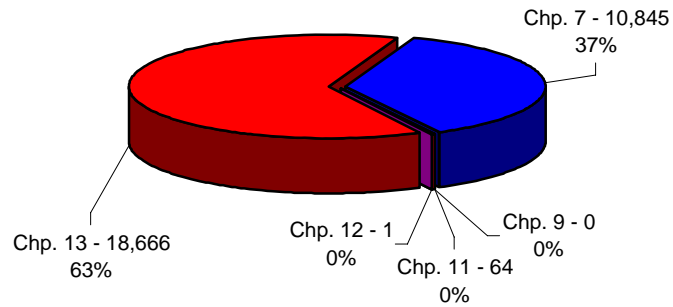
*Calculation of percentages are rounded to two places. .745 would be shown as .75 or 75%, and .744 would be displayed as .74 or 74%.*

**Total Closings For Western District By Year  
12 Month Period Ending December 31, 2005  
and 12 Prior Month Intervals**

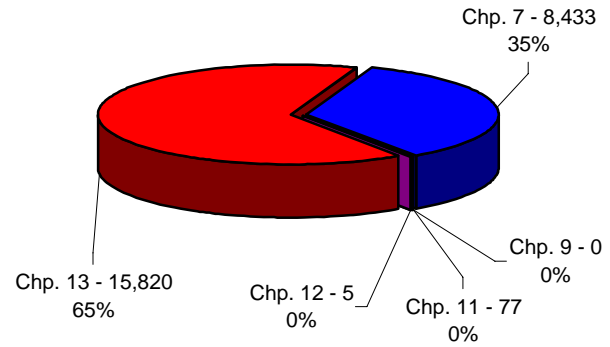


**United States Bankruptcy Court  
Western District of Tennessee**

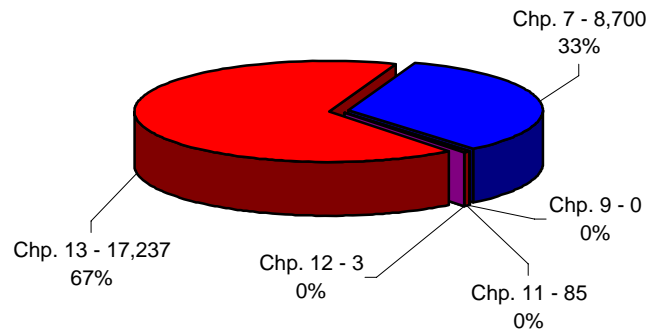
**Bankruptcy Case Closings  
January 1, 2005 thru December 31, 2005**



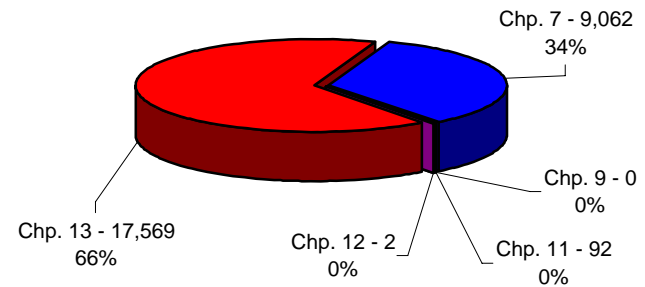
**Bankruptcy Case Closings  
January 1, 2004 thru December 31, 2004**



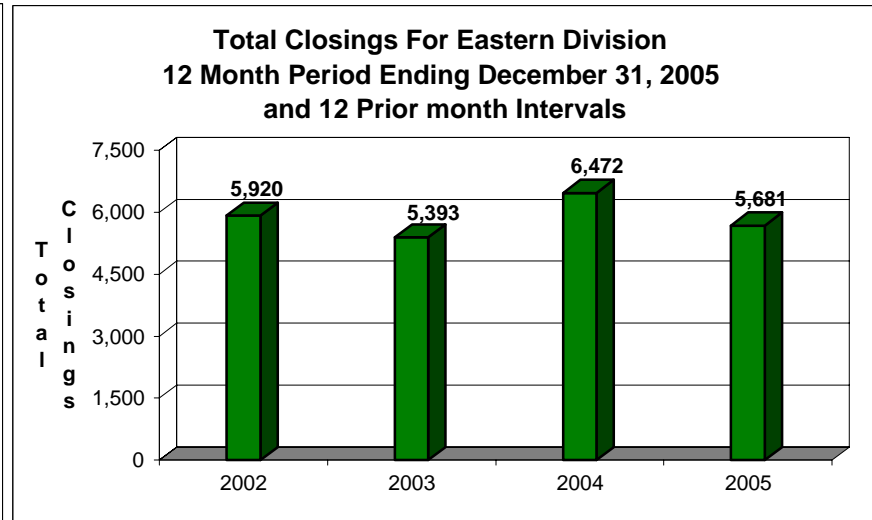
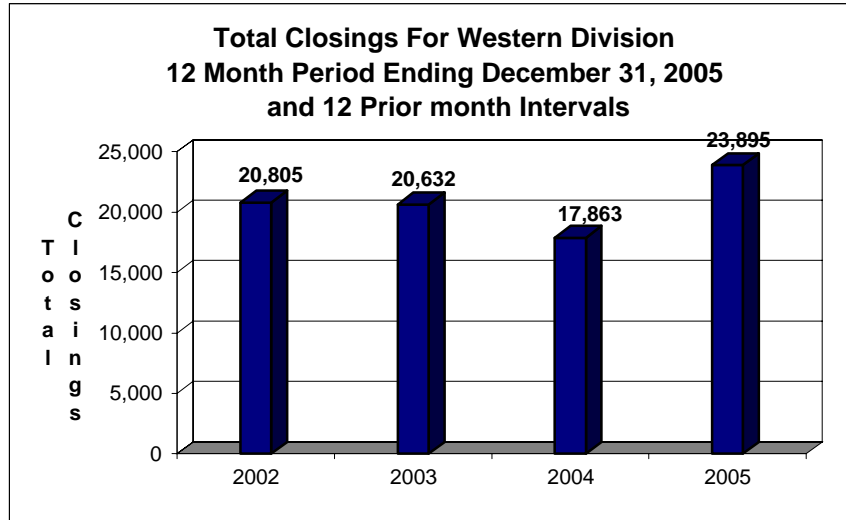
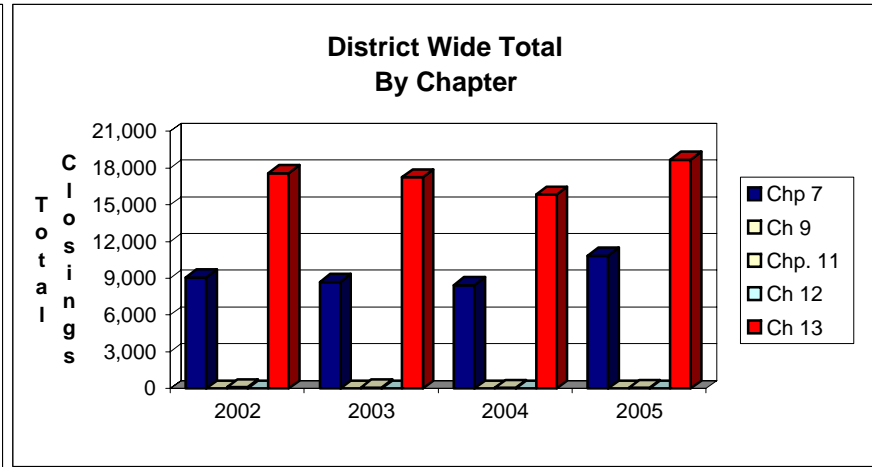
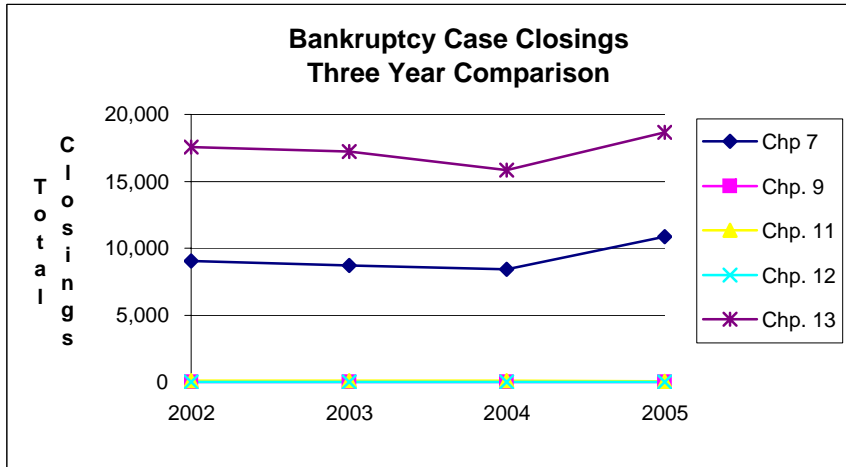
**Bankruptcy Case Closings  
January 1, 2003 thru December 31, 2003**



**Bankruptcy Case Closings  
January 1, 2002 thru December 31, 2002**



## United States Bankruptcy Court Western District of Tennessee



**NOTE: Data For Each Year was Calculated Beginning December 31 of that Year And Extending Backwards Twelve Months through January 01**