

**UNITED STATES BANKRUPTCY COURT**  
**Western District of Tennessee**  
**PETITIONS FILED FOR TWELVE MONTH PERIODS**  
**BY DIVISIONS**

<b>Jan 1, 2004 - Dec 31, 2004</b>			
	<b>Memphis</b>	<b>Jackson</b>	<b>Totals</b>
Chapter 7	5,539	2,324	7,863
Chapter 9	0	0	0
Chapter 11	33	28	61
Chapter 12	0	3	3
Chapter 13	14,301	3,407	17,708
<b>Totals:</b>	<b>19,873</b>	<b>5,762</b>	<b>25,635</b>

<b>Jan 1, 2003 - Dec 31, 2003</b>			
	<b>Memphis</b>	<b>Jackson</b>	<b>Totals</b>
Chapter 7	6,478	2,570	9,048
Chapter 9	0	0	0
Chapter 11	54	33	87
Chapter 12	0	0	0
Chapter 13	15,565	3,320	18,885
<b>Totals:</b>	<b>22,097</b>	<b>5,923</b>	<b>28,020</b>

<b>Jan 1, 2002 - Dec 31, 2002</b>			
	<b>Memphis</b>	<b>Jackson</b>	<b>Totals</b>
Chapter 7	6,536	2,549	9,085
Chapter 9	0	0	0
Chapter 11	39	42	81
Chapter 12	2	1	3
Chapter 13	14,972	2,802	17,774
<b>Totals:</b>	<b>21,549</b>	<b>5,394</b>	<b>26,943</b>

<b>Jan 1, 2001 - Dec 31, 2001</b>			
	<b>Memphis</b>	<b>Jackson</b>	<b>Totals</b>
Chapter 7	5,920	2,317	8,237
Chapter 9	0	0	0
Chapter 11	49	55	104
Chapter 12	8	0	8
Chapter 13	14,324	3,515	17,839
<b>Totals:</b>	<b>20,301</b>	<b>5,887</b>	<b>26,188</b>

<b>2004 Over 2003</b>			
	<b>Memphis</b>	<b>Jackson</b>	<b>Total %</b>
Chapter 7	(939)	(246)	-13.10%
Chapter 9	0	0	0.00%
Chapter 11	(21)	(5)	-29.55%
Chapter 12	0	3	300.00%
Chapter 13	(1,264)	87	-6.23%
<b>Totals:</b>	<b>(2,224)</b>	<b>(161)</b>	<b>-8.51%</b>

<b>2004 Over 2003</b>		
	<b>Jackson</b>	<b>Total %</b>
Chapter 7	(246)	-9.57%
Chapter 9	0	0.00%
Chapter 11	(5)	-15.15%
Chapter 12	3	300.00%
Chapter 13	87	2.62%
<b>Totals:</b>	<b>(161)</b>	<b>-2.72%</b>

<b>% of Filings by Chap. By Div. Chapter % of</b>			
	<b>Memphis</b>	<b>Jackson</b>	<b>Total Filings</b>
Chapter 7	70%	30%	31%
Chapter 9	0%	0%	0%
Chapter 11	54%	46%	0%
Chapter 12	0%	0%	0%
Chapter 13	81%	19%	71%
<b>Totals:</b>	<b>78%</b>	<b>22%</b>	<b>100%</b>

<b>% of Filings by Chap. By Div. Chapter % of</b>			
	<b>Memphis</b>	<b>Jackson</b>	<b>Total Filings</b>
Chapter 7	72%	28%	32%
Chapter 9	0%	0%	0%
Chapter 11	62%	38%	0%
Chapter 12	0%	0%	0%
Chapter 13	82%	18%	72%
<b>Totals:</b>	<b>79%</b>	<b>21%</b>	<b>100%</b>

<b>% of Filings by Chap. By Div. Chapter % of</b>			
	<b>Memphis</b>	<b>Jackson</b>	<b>Total Filings</b>
Chapter 7	72%	28%	34%
Chapter 9	0%	0%	0%
Chapter 11	48%	52%	0%
Chapter 12	67%	33%	0%
Chapter 13	84%	16%	66%
<b>Totals:</b>	<b>80%</b>	<b>20%</b>	<b>100%</b>

<b>% of Filings by Chap. By Div. Chapter % of</b>			
	<b>Memphis</b>	<b>Jackson</b>	<b>Total Filings</b>
Chapter 7	72%	28%	31%
Chapter 9	0%	0%	0%
Chapter 11	47%	53%	0%
Chapter 12	100%	0%	0%
Chapter 13	80%	20%	74%
<b>Totals:</b>	<b>78%</b>	<b>22%</b>	<b>100%</b>

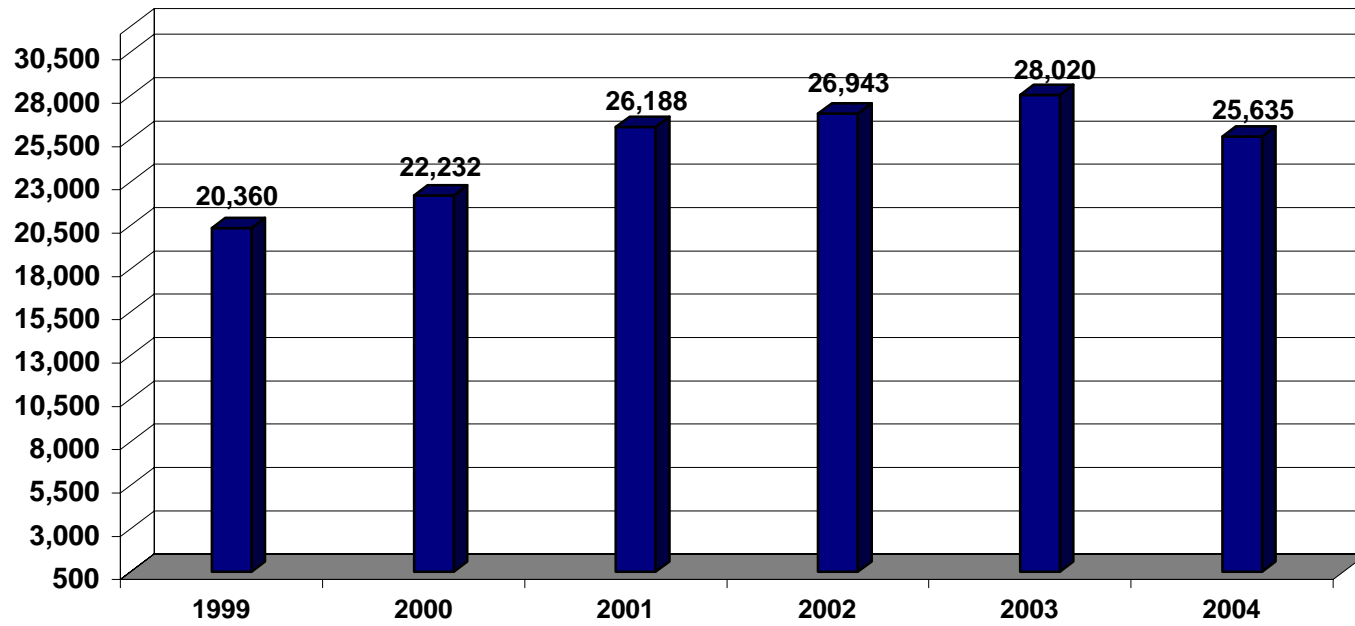
**Overall Change  
2004 to 2003  
(Both Divisions)**

**-8.51%**

<b>2004 Over 2003</b>		
	<b>Memphis</b>	<b>Total %</b>
Chapter 7	(939)	-14.50%
Chapter 9	0	0.00%
Chapter 11	(21)	-38.89%
Chapter 12	0	0.00%
Chapter 13	(1,264)	-8.12%
<b>Totals:</b>	<b>(2,224)</b>	<b>-10.06%</b>

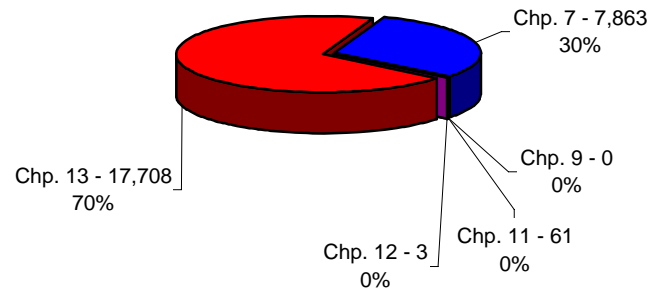
*Calculation of percentages are rounded to two places. .745 would be shown as .75 or 75%, and .744 would be displayed as .74 or 74%.*

**Total Filings For Western District By Year  
12 Month Period Ending December 31, 2004  
and 12 Prior Month Intervals**

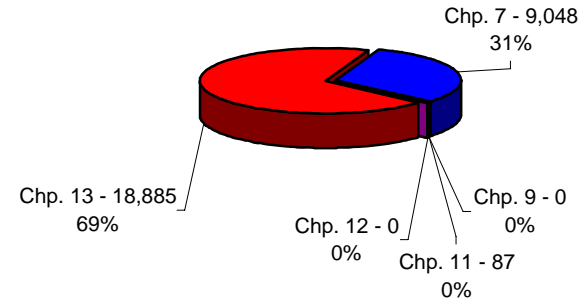


## United States Bankruptcy Court Western District of Tennessee

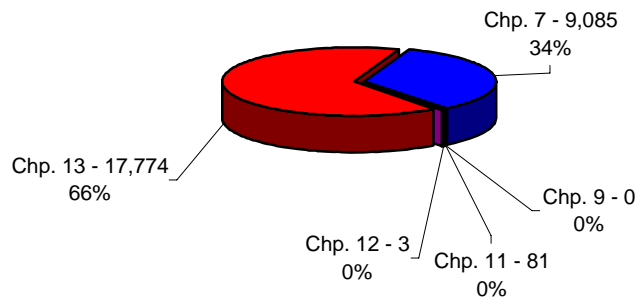
**Bankruptcy Case Filings  
January 1, 2004 thru December 31, 2004**



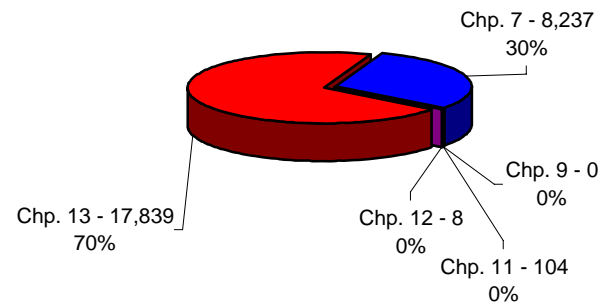
**Bankruptcy Case Filings  
January 1, 2003 thru December 31, 2003**



**Bankruptcy Case Filings  
January 1, 2002 thru December 31, 2002**

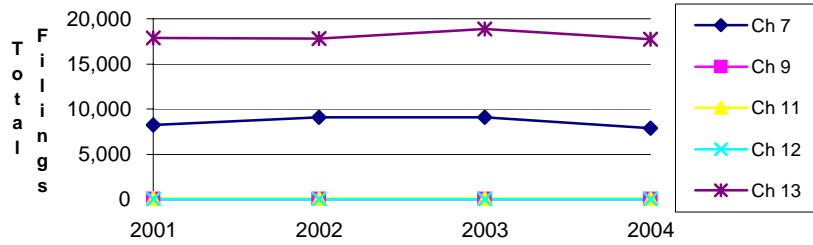


**Bankruptcy Case Filings  
January 1, 2001 thru December 31, 2001**

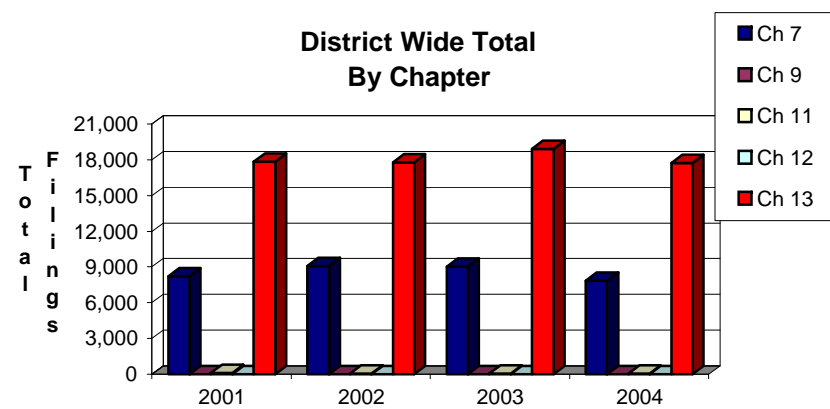


## United States Bankruptcy Court Western District of Tennessee

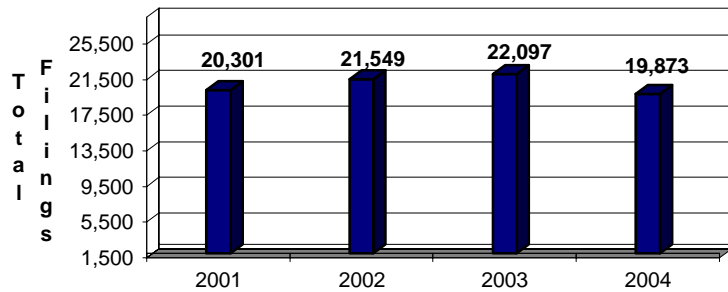
### Bankruptcy Case Filings Three Year Comparison



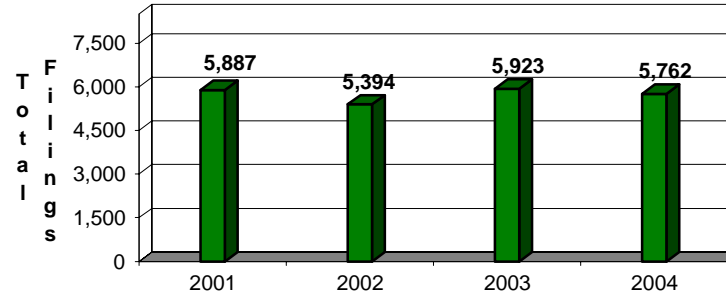
### District Wide Total By Chapter



### Total Filings For Western Division 12 Month Period Ending December 31, 2004 and 12 Prior month Intervals

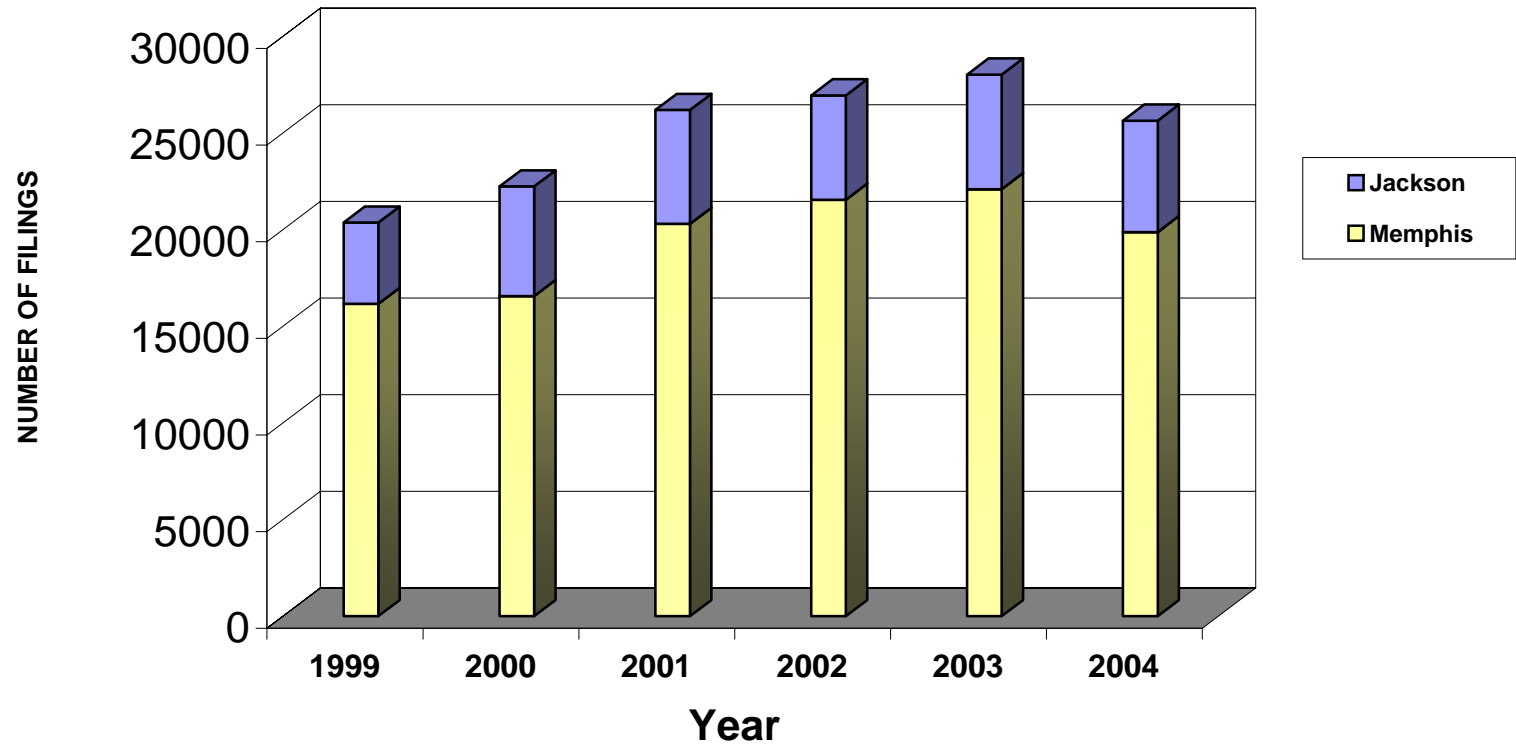


### Total Filings For Eastern Division 12 Month Period Ending December 31, 2004 and 12 Prior month Intervals



**NOTE: Data For Each Year was Calculated Beginning December 31 of that Year And Extending Backwards Twelve Months**

**Bankruptcy Monthly Case Filings  
Western District of Tennessee**



**UNITED STATES BANKRUPTCY COURT**  
**Western District of Tennessee**  
**PETITIONS CLOSED FOR TWELVE MONTH PERIODS**  
**BY DIVISIONS**

<b>Jan 1, 2004 - Dec 31, 2004</b>			
	<b>Memphis</b>	<b>Jackson</b>	<b>Totals</b>
Chapter 7	4,904	3,332	8,236
Chapter 9	0	0	0
Chapter 11	29	48	77
Chapter 12	3	5	8
Chapter 13	12,764	3,140	15,904
<b>Totals:</b>	<b>17,700</b>	<b>6,525</b>	<b>24,225</b>

<b>Jan 1, 2003 - Dec 31, 2003</b>			
	<b>Memphis</b>	<b>Jackson</b>	<b>Totals</b>
Chapter 7	6,576	2,144	8,720
Chapter 9	0	0	0
Chapter 11	29	46	75
Chapter 12	2	2	4
Chapter 13	14,037	3,203	17,240
<b>Totals:</b>	<b>20,644</b>	<b>5,395</b>	<b>26,039</b>

<b>Jan 1, 2002 - Dec 31, 2002</b>			
	<b>Memphis</b>	<b>Jackson</b>	<b>Totals</b>
Chapter 7	6,397	2,598	8,995
Chapter 9	0	0	0
Chapter 11	45	47	92
Chapter 12	6	5	11
Chapter 13	14,272	3,243	17,515
<b>Totals:</b>	<b>20,720</b>	<b>5,893</b>	<b>26,613</b>

<b>Jan 1, 2001 - Dec 31, 2001</b>			
	<b>Memphis</b>	<b>Jackson</b>	<b>Totals</b>
Chapter 7	5,604	3,061	8,665
Chapter 9	0	0	0
Chapter 11	34	36	70
Chapter 12	5	7	12
Chapter 13	12,786	3,200	15,986
<b>Totals:</b>	<b>18,429</b>	<b>6,304</b>	<b>24,733</b>

<b>2004 Over 2003</b>			
	<b>Memphis</b>	<b>Jackson</b>	<b>Total %</b>
Chapter 7	(1,672)	1,188	-5.55%
Chapter 9	0	0	0.00%
Chapter 11	0	2	2.67%
Chapter 12	1	3	100.00%
Chapter 13	(1,273)	(63)	-7.75%
<b>Totals:</b>	<b>(2,944)</b>	<b>1,130</b>	<b>-6.97%</b>

<b>2004 Over 2003</b>		
	<b>Jackson</b>	<b>Total %</b>
Chapter 7	1,188	55.41%
Chapter 9	0	0.00%
Chapter 11	2	4.35%
Chapter 12	3	150.00%
Chapter 13	(63)	-1.97%
<b>Totals:</b>	<b>1,130</b>	<b>20.94%</b>

<b>% of Closings by Chap. By Div. Chapter % of</b>			
	<b>Memphis</b>	<b>Jackson</b>	<b>Total Closings</b>
Chapter 7	60%	40%	34%
Chapter 9	0%	0%	0%
Chapter 11	38%	62%	0%
Chapter 12	38%	63%	0%
Chapter 13	80%	20%	66%
<b>Totals:</b>	<b>73%</b>	<b>27%</b>	<b>100%</b>

<b>% of Closings by Chap. By Div. Chapter % of</b>			
	<b>Memphis</b>	<b>Jackson</b>	<b>Total Closings</b>
Chapter 7	75%	25%	33%
Chapter 9	0%	0%	0%
Chapter 11	39%	61%	0%
Chapter 12	50%	50%	0%
Chapter 13	81%	19%	66%
<b>Totals:</b>	<b>79%</b>	<b>21%</b>	<b>100%</b>

<b>% of Closings by Chap. By Div. Chapter % of</b>			
	<b>Memphis</b>	<b>Jackson</b>	<b>Total Closings</b>
Chapter 7	71%	29%	34%
Chapter 9	0%	0%	0%
Chapter 11	49%	51%	0%
Chapter 12	55%	45%	0%
Chapter 13	81%	19%	66%
<b>Totals:</b>	<b>78%</b>	<b>22%</b>	<b>100%</b>

<b>% of Closings by Chap. By Div. Chapter % of</b>			
	<b>Memphis</b>	<b>Jackson</b>	<b>Total Closings</b>
Chapter 7	65%	35%	35%
Chapter 9	0%	0%	0%
Chapter 11	49%	51%	0%
Chapter 12	42%	58%	0%
Chapter 13	80%	20%	65%
<b>Totals:</b>	<b>75%</b>	<b>25%</b>	<b>100%</b>

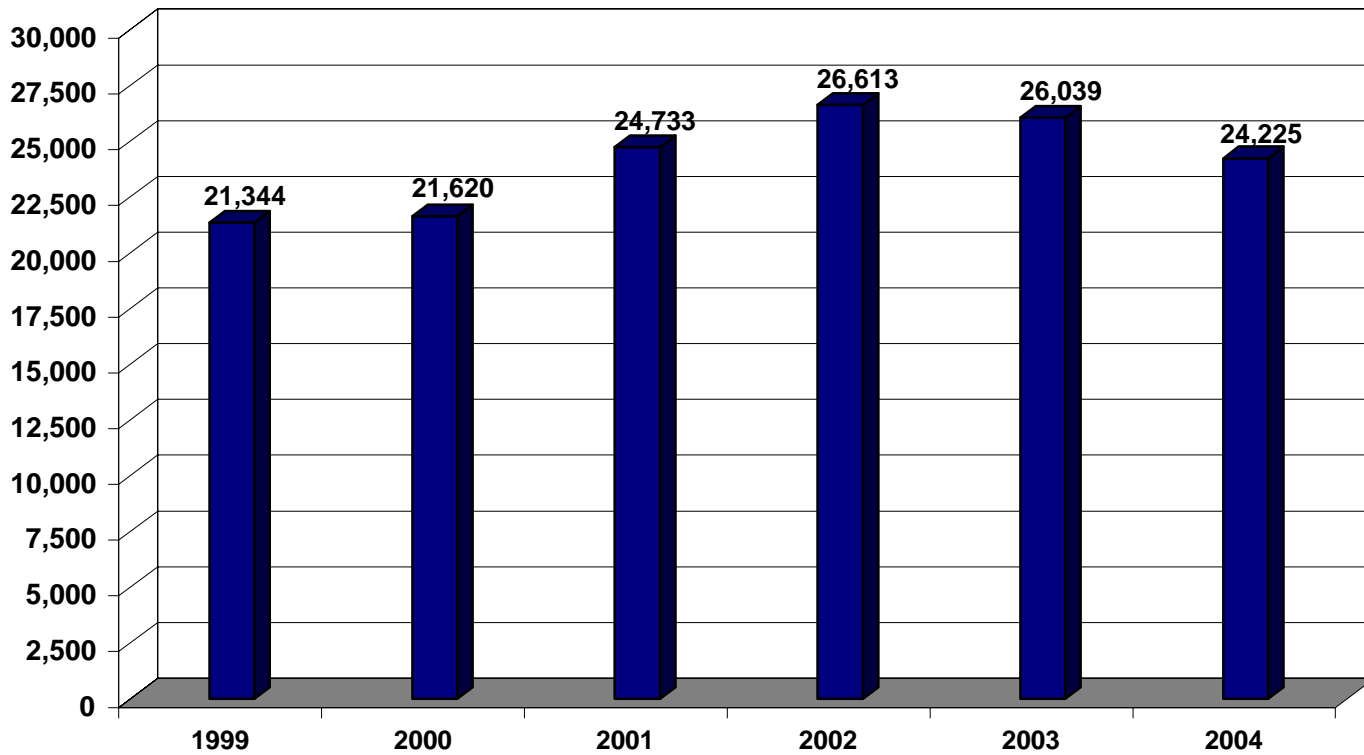
**Overall Change  
2004 to 2003  
(Both Divisions)**

**-6.97%**

<b>2004 Over 2003</b>		
	<b>Memphis</b>	<b>Total %</b>
Chapter 7	(1,672)	-25.42%
Chapter 9	0	0.00%
Chapter 11	0	0.00%
Chapter 12	1	33.33%
Chapter 13	(1,273)	-9.07%
<b>Totals:</b>	<b>(2,944)</b>	<b>-14.26%</b>

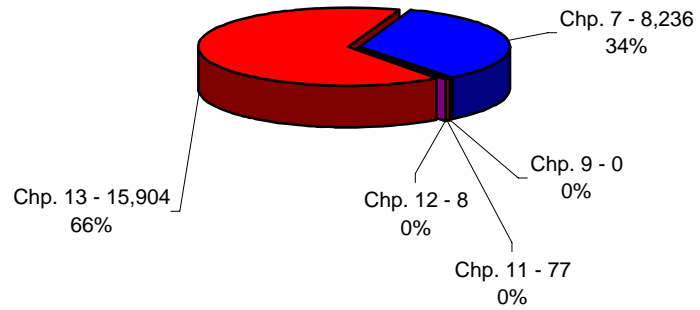
*Calculation of percentages are rounded to two places. .745 would be shown as .75 or 75%, and .744 would be displayed as .74 or 74%.*

**Total Closings For Western District By Year  
12 Month Period Ending December 31, 2004  
and 12 Prior Month Intervals**

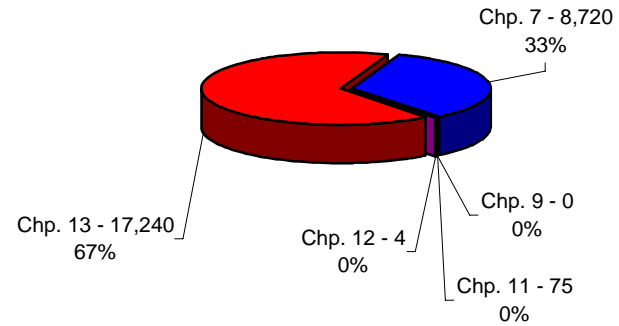


**United States Bankruptcy Court  
Western District of Tennessee**

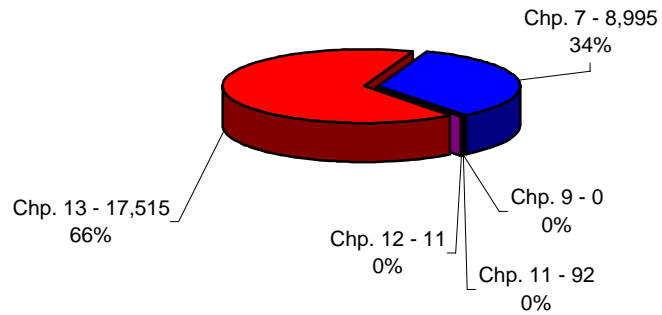
**Bankruptcy Case Closings  
January 1, 2004 thru December 31, 2004**



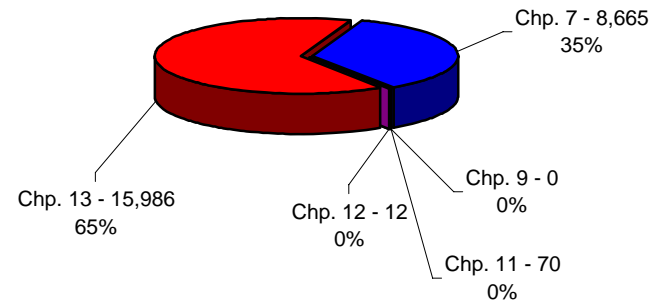
**Bankruptcy Case Closings  
January 1, 2003 thru December 31, 2003**



**Bankruptcy Case Closings  
January 1, 2002 thru December 31, 2002**

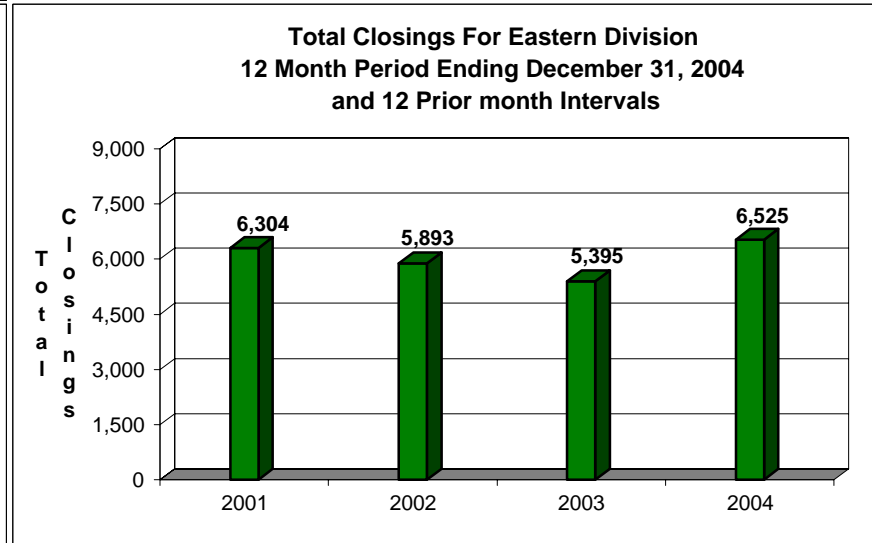
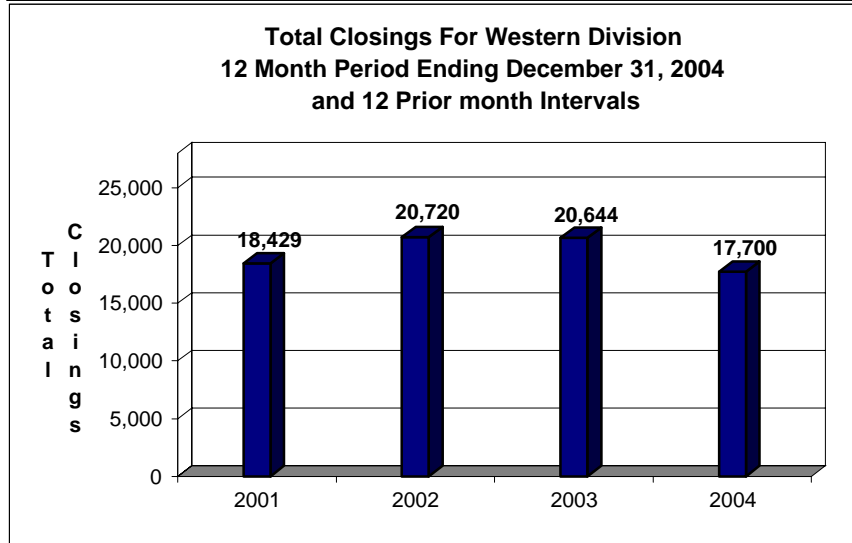
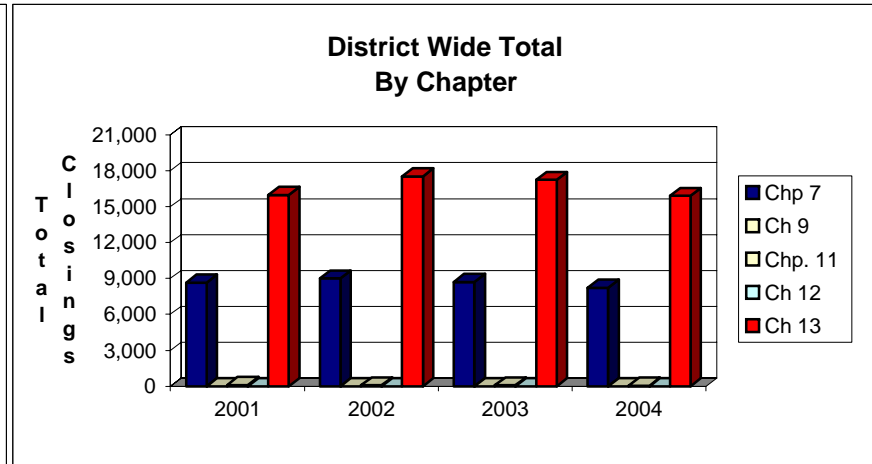
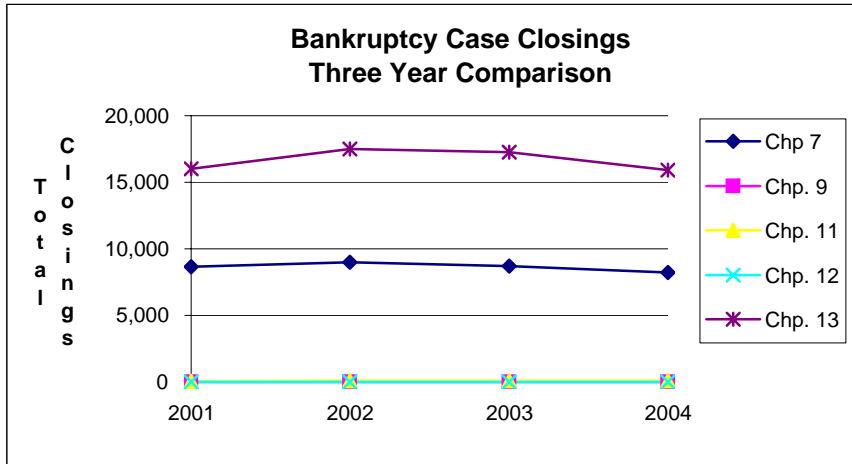


**Bankruptcy Case Closings  
January 1, 2001 thru December 31, 2001**





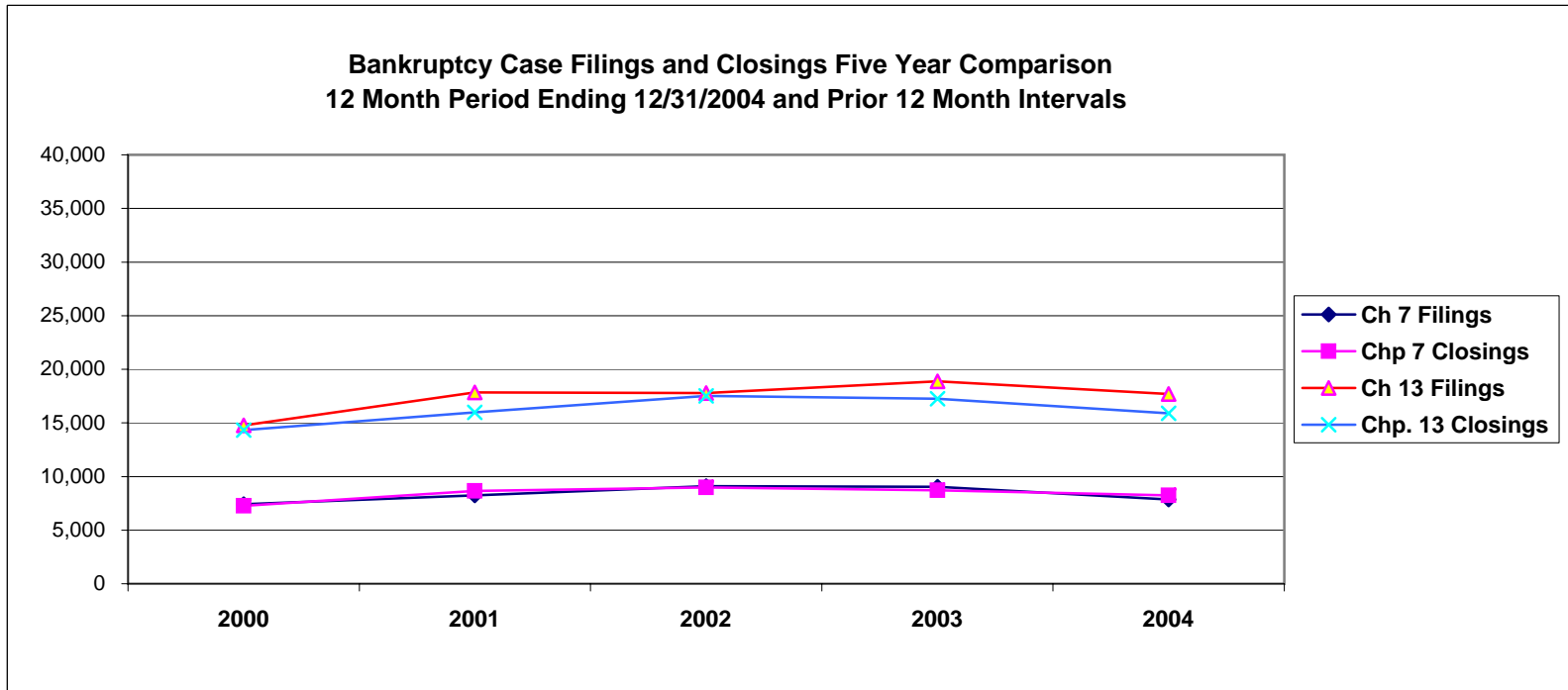
## United States Bankruptcy Court Western District of Tennessee



**NOTE: Data For Each Year was Calculated Beginning December 31 of that Year And Extending Backwards Twelve Months**

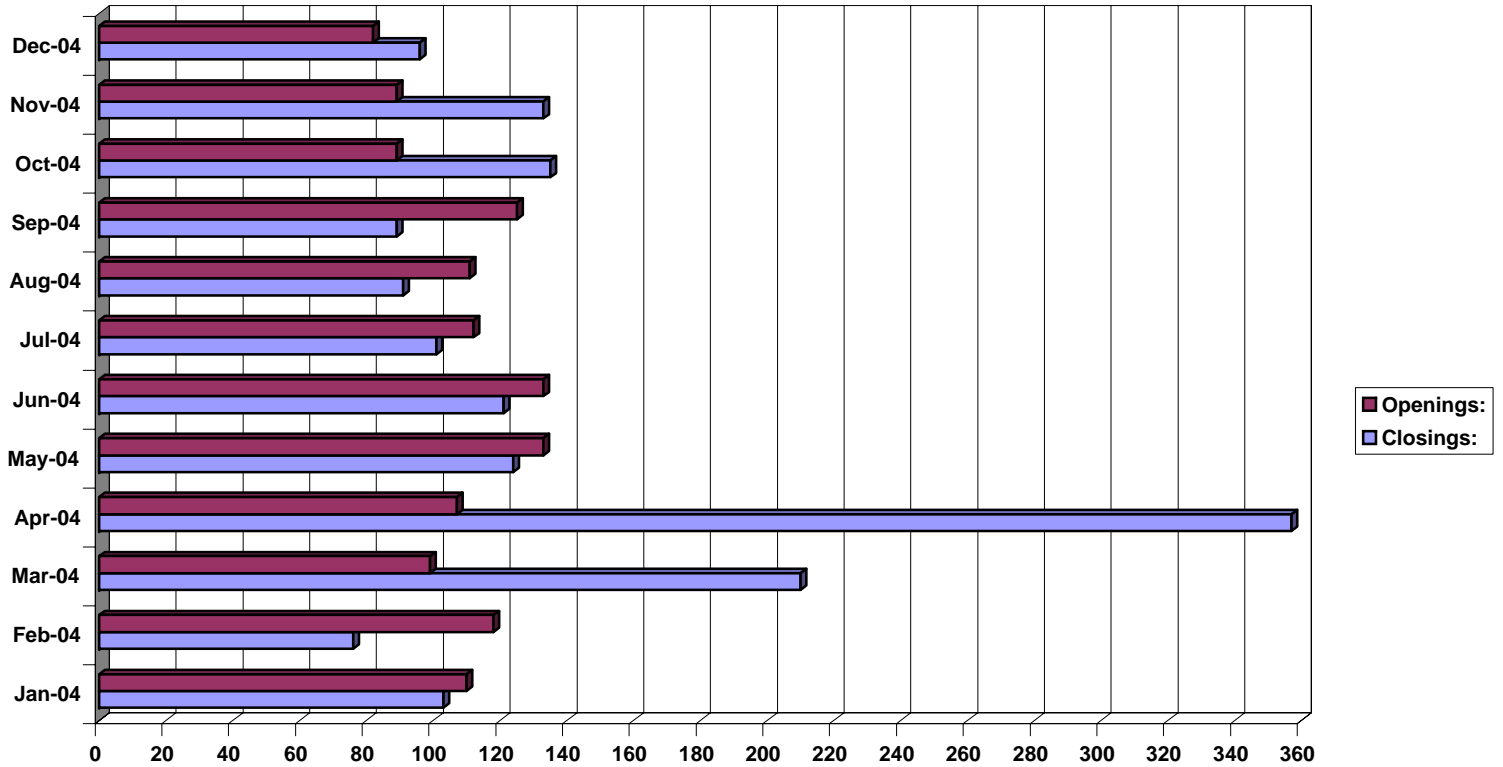
## United States Bankruptcy Court Western District of Tennessee

**Bankruptcy Case Filings and Closings Five Year Comparison  
12 Month Period Ending 12/31/2004 and Prior 12 Month Intervals**



## United States Bankruptcy Court Western District of Tennessee

**Adversary Openings And Closings  
January 1, 2004 - December 31, 2004**



	Jan-04	Feb-04	Mar-04	Apr-04	May-04	Jun-04	Jul-04	Aug-04	Sep-04	Oct-04	Nov-04	Dec-04
■ Openings:	110	118	99	107	133	133	112	111	125	89	89	82
■ Closings:	103	76	210	357	124	121	101	91	89	135	133	96