

UNITED STATES BANKRUPTCY COURT
Western District of Tennessee
PETITIONS FILED FOR TWELVE MONTH PERIODS
BY DIVISIONS

Dec 31, 2000 - Dec 31, 2001			
	Memphis	Jackson	Totals
Chapter 7	5,212	2,044	7,256
Chapter 9	0	0	0
Chapter 11	84	71	155
Chapter 12	0	0	0
Chapter 13	15,000	3,777	18,777
Totals:	20,296	5,892	26,188

Dec 31, 1999 - Dec 31, 2000			
	Memphis	Jackson	Totals
Chapter 7	4,012	1,557	5,569
Chapter 9	0	0	0
Chapter 11	32	51	83
Chapter 12	0	1	1
Chapter 13	12,515	3,327	15,842
Totals:	16,559	4,936	21,495

Dec 31, 1998 - Dec 31, 1999			
	Memphis	Jackson	Totals
Chapter 7	3,941	1,381	5,322
Chapter 9	0	0	0
Chapter 11	166	25	191
Chapter 12	1	1	2
Chapter 13	12,048	2,797	14,845
Totals:	16,156	4,204	20,360

Dec 31, 1997 - Dec 31, 1998			
	Memphis	Jackson	Totals
Chapter 7	4,492	1,519	6,011
Chapter 9	0	0	0
Chapter 11	33	19	52
Chapter 12	0	3	3
Chapter 13	13,414	3,312	16,726
Totals:	17,939	4,853	22,792

2001 Over 2000			
	Memphis	Jackson	Total %
Chapter 7	1,200	487	30.29%
Chapter 9	0	0	0.00%
Chapter 11	52	20	86.75%
Chapter 12	0	(1)	-100.00%
Chapter 13	2,485	450	18.53%
Totals:	3,737	956	21.83%

2001 Over 2000		
	Jackson	Total %
Chapter 7	487	31.28%
Chapter 9	0	0.00%
Chapter 11	20	39.22%
Chapter 12	(1)	-100.00%
Chapter 13	450	13.53%
Totals:	956	19.37%

% of Filings by Chap. By Div. Chapter % of			
	Memphis	Jackson	Total Filings
Chapter 7	72%	28%	27.71%
Chapter 9	0%	0%	0.00%
Chapter 11	54%	46%	0.59%
Chapter 12	0%	0%	0.00%
Chapter 13	80%	20%	71.00%
Totals:	78%	22%	100.00%

% of Filings by Chap. By Div. Chapter % of			
	Memphis	Jackson	Total Filings
Chapter 7	72%	28%	25.91%
Chapter 9	0%	0%	0.00%
Chapter 11	39%	61%	0.39%
Chapter 12	0%	100%	0.00%
Chapter 13	79%	21%	73.70%
Totals:	77%	23%	100.00%

% of Filings by Chap. By Div. Chapter % of			
	Memphis	Jackson	Total Filings
Chapter 7	74%	26%	26.14%
Chapter 9	0%	0%	0.00%
Chapter 11	87%	13%	0.94%
Chapter 12	50%	50%	0.01%
Chapter 13	81%	19%	74.00%
Totals:	79%	21%	100.00%

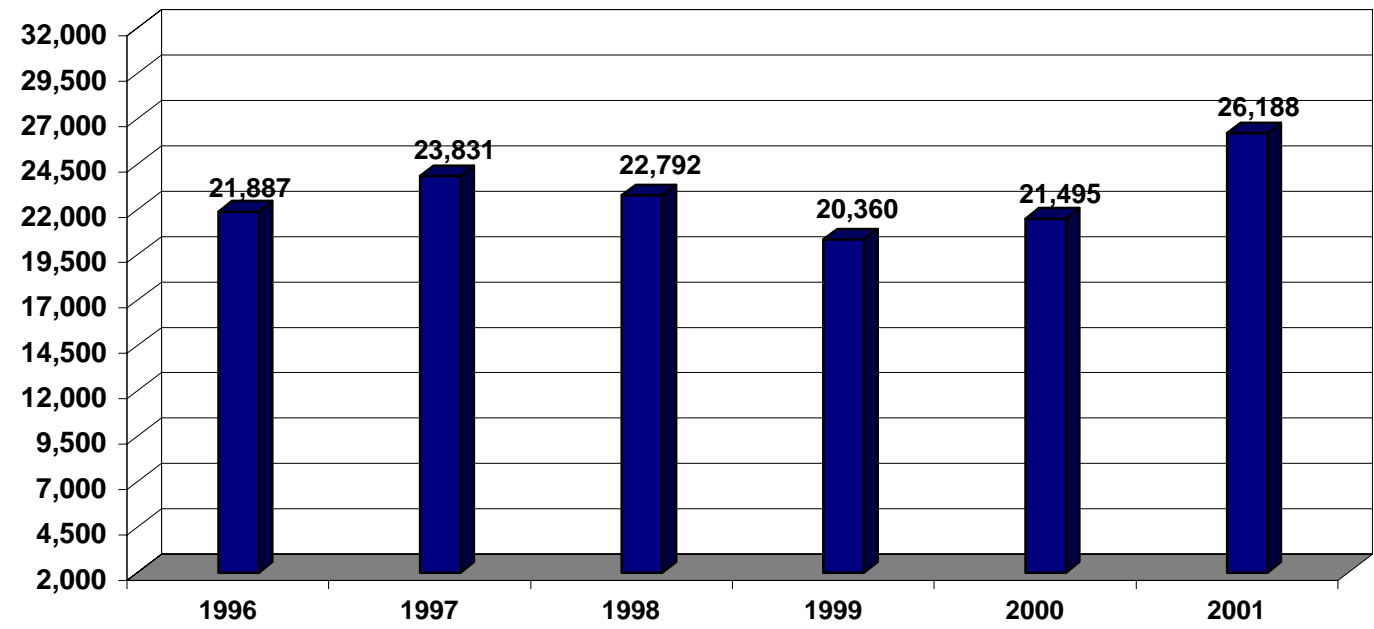
% of Filings by Chap. By Div. Chapter % of			
	Memphis	Jackson	Total Filings
Chapter 7	75%	25%	26.37%
Chapter 9	0%	0%	0.00%
Chapter 11	63%	37%	0.23%
Chapter 12	0%	100%	0.01%
Chapter 13	80%	20%	73.39%
Totals:	79%	21%	100.00%

Overall Change
2001 to 2000
(Both Divisions)

21.83%

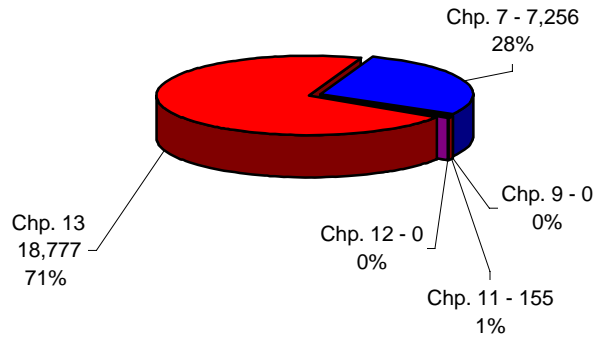
2001 Over 2000		
	Memphis	Total %
Chapter 7	1,200	29.91%
Chapter 9	0	0.00%
Chapter 11	52	162.50%
Chapter 12	0	0.00%
Chapter 13	2,485	19.86%
Totals:	3,737	22.57%

**Total Filings For Western District By Year
12 Month Period Ending December 31, 2001
and 12 Prior Month Intervals**

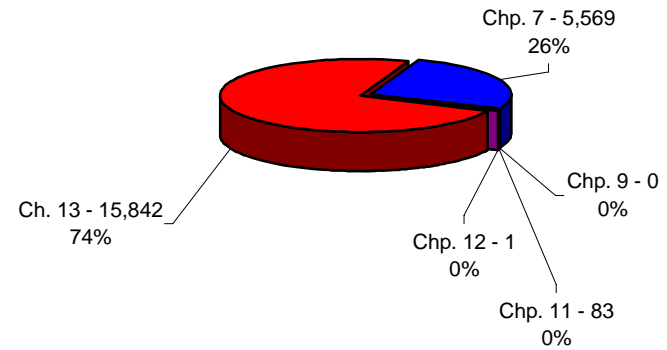


**United States Bankruptcy Court
Western District of Tennessee**

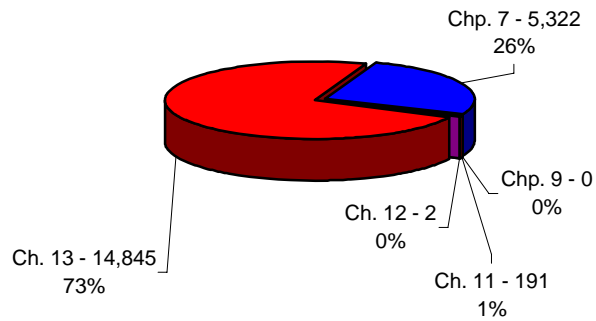
**Bankruptcy Case Filings
December 31, 2000 thru December 31, 2001**



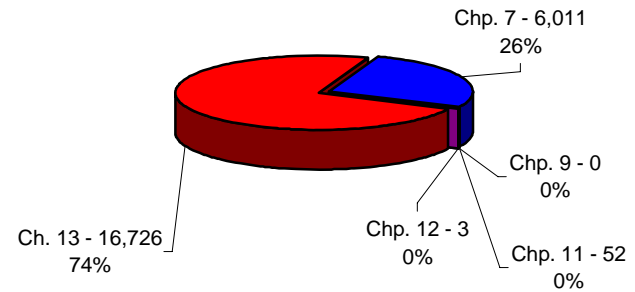
**Bankruptcy Case Filings
December 31, 1999 thru December 31, 2000**



**Bankruptcy Case Filings
December 31, 1998 thru December 31, 1999**

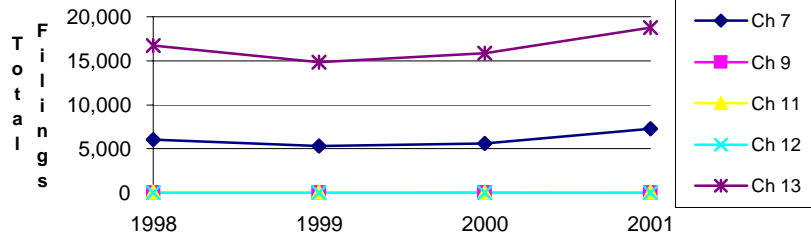


**Bankruptcy Case Filings
December 31, 1997 thru December 31, 1998**

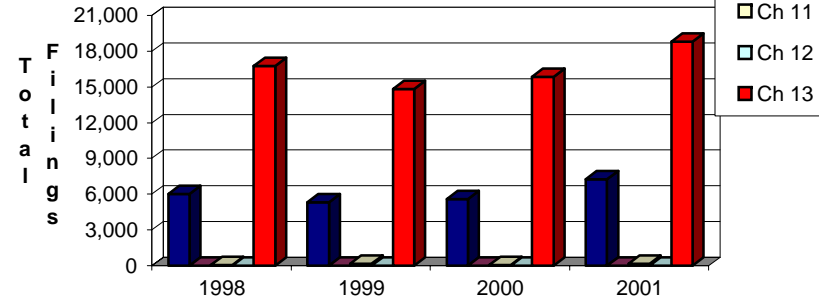


United States Bankruptcy Court Western District of Tennessee

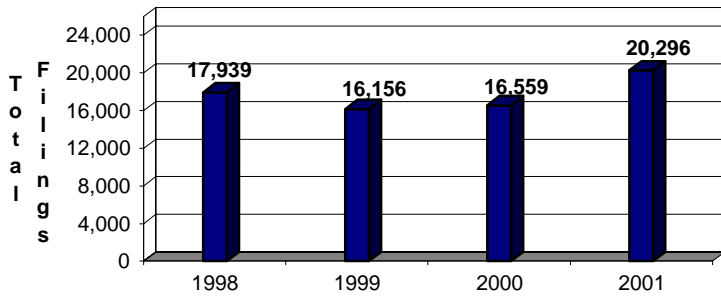
Bankruptcy Case Filings Three Year Comparison



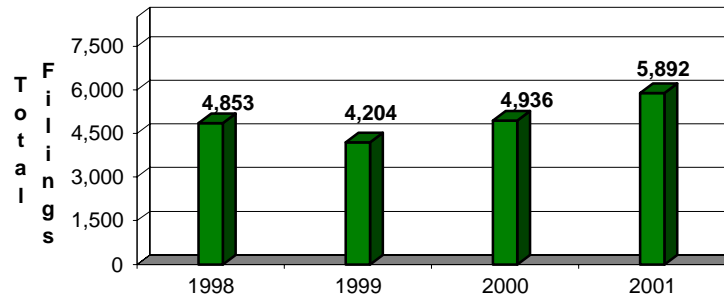
District Wide Total By Chapter



Total Filings For Western Division 12 Month Period Ending December 31, 2001 and 12 Prior month Intervals



Total Filings For Eastern Division 12 Month Period Ending December 31, 2001 and 12 Prior month Intervals



NOTE: Data For Each Year was Calculated Beginning Dec. 31 of that Year And Extending Backwards Twelve Months through Jan. 01

UNITED STATES BANKRUPTCY COURT
Western District of Tennessee
PETITIONS CLOSED FOR TWELVE MONTH PERIODS
BY DIVISIONS

Dec. 31, 2000 - Dec. 31, 2001			
	Memphis	Jackson	Totals
Chapter 7	5,892	2,263	8,155
Chapter 9	0	0	0
Chapter 11	36	38	74
Chapter 12	1	2	3
Chapter 13	12,923	3,260	16,183
Totals:	18,852	5,563	24,415

Dec. 31, 1999 - Dec. 31, 2000			
	Memphis	Jackson	Totals
Chapter 7	4,839	1,699	6,538
Chapter 9	0	0	0
Chapter 11	21	15	36
Chapter 12	1	1	2
Chapter 13	11,536	2,995	14,531
Totals:	16,397	4,710	21,107

Dec. 31, 1998 - Dec. 31, 1999			
	Memphis	Jackson	Totals
Chapter 7	4,999	1,755	6,754
Chapter 9	0	1	1
Chapter 11	23	25	48
Chapter 12	0	3	3
Chapter 13	11,757	2,781	14,538
Totals:	16,779	4,565	21,344

Dec. 31, 1997 - Dec. 31, 1998			
	Memphis	Jackson	Totals
Chapter 7	5,579	1,813	7,392
Chapter 9	0	0	0
Chapter 11	34	26	60
Chapter 12	0	3	3
Chapter 13	11,701	2,724	14,425
Totals:	17,314	4,566	21,880

2001 Over 2000			
	Memphis	Jackson	Total %
Chapter 7	1,053	564	24.73%
Chapter 9	0	0	0.00%
Chapter 11	15	23	105.56%
Chapter 12	0	1	50.00%
Chapter 13	1,387	265	11.37%
Totals:	2,455	853	15.67%

2001 Over 2000		
	Jackson	Total %
Chapter 7	564	33.20%
Chapter 9	0	0.00%
Chapter 11	23	153.33%
Chapter 12	1	100.00%
Chapter 13	265	8.85%
Totals:	853	18.11%

% of Closings by Chap. By Div. Chapter % of			
	Memphis	Jackson	Total Closings
Chapter 7	72%	28%	33.40%
Chapter 9	0%	0%	0.00%
Chapter 11	49%	51%	0.30%
Chapter 12	33%	67%	0.01%
Chapter 13	80%	20%	66.28%
Totals:	77%	23%	100.00%

% of Closings by Chap. By Div. Chapter % of			
	Memphis	Jackson	Total Closings
Chapter 7	74%	26%	30.98%
Chapter 9	0%	0%	0.00%
Chapter 11	58%	42%	0.17%
Chapter 12	50%	50%	0.01%
Chapter 13	79%	21%	68.84%
Totals:	78%	22%	100.00%

% of Closings by Chap. By Div. Chapter % of			
	Memphis	Jackson	Total Closings
Chapter 7	74%	26%	31.64%
Chapter 9	0%	100%	0.00%
Chapter 11	48%	52%	0.22%
Chapter 12	0%	100%	0.01%
Chapter 13	81%	19%	68.11%
Totals:	79%	21%	100.00%

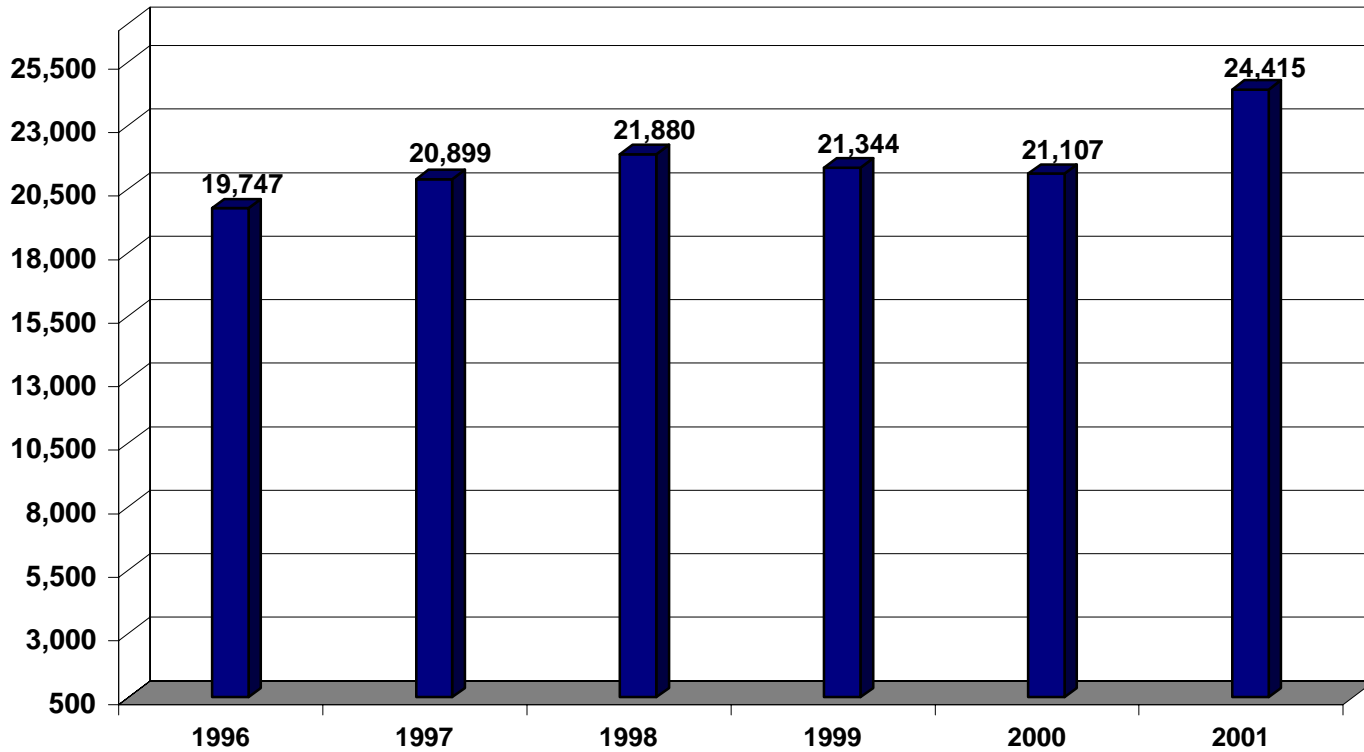
% of Closings by Chap. By Div. Chapter % of			
	Memphis	Jackson	Total Closings
Chapter 7	75%	25%	33.78%
Chapter 9	0%	0%	0.00%
Chapter 11	57%	43%	0.27%
Chapter 12	0%	100%	0.01%
Chapter 13	81%	19%	65.93%
Totals:	79%	21%	100.00%

**Overall Change
2001 to 2000
(Both Divisions)**

15.67%

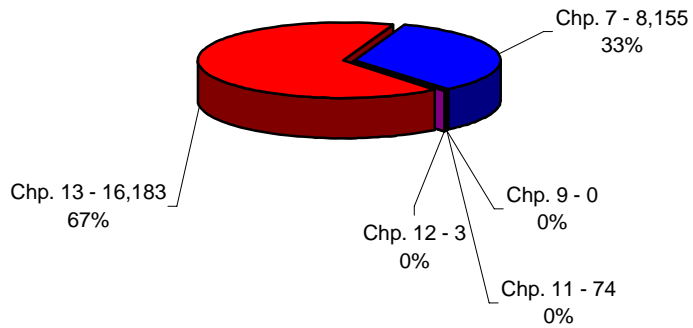
2001 Over 2000		
	Memphis	Total %
Chapter 7	1,053	21.76%
Chapter 9	0	0.00%
Chapter 11	15	68.18%
Chapter 12	0	0.00%
Chapter 13	1,387	12.02%
Totals:	2,455	14.97%

**Total Closings For Western District By Year
12 Month Period Ending December 31, 2001
and 12 Prior Month Intervals**

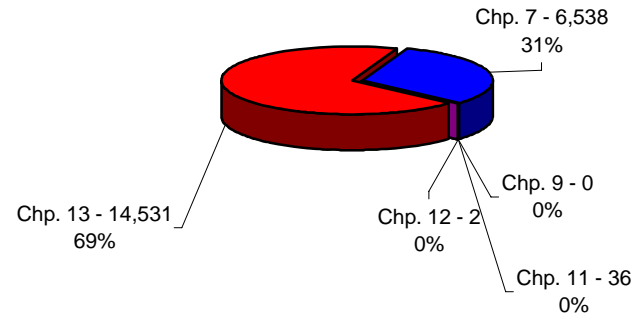


**United States Bankruptcy Court
Western District of Tennessee**

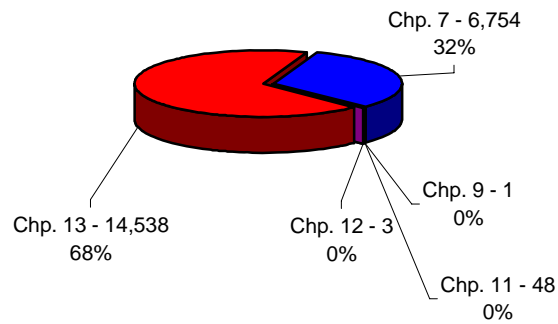
**Bankruptcy Case Closings
December 31, 2000 thru December 31, 2001**



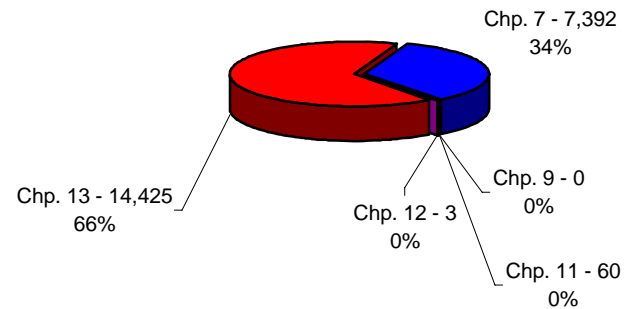
**Bankruptcy Case Closings
December 31, 1999 thru December 31, 2000**



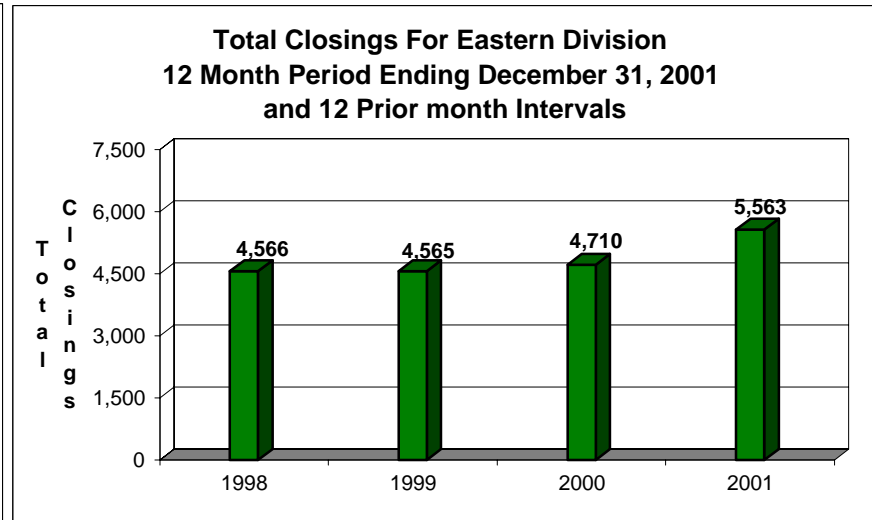
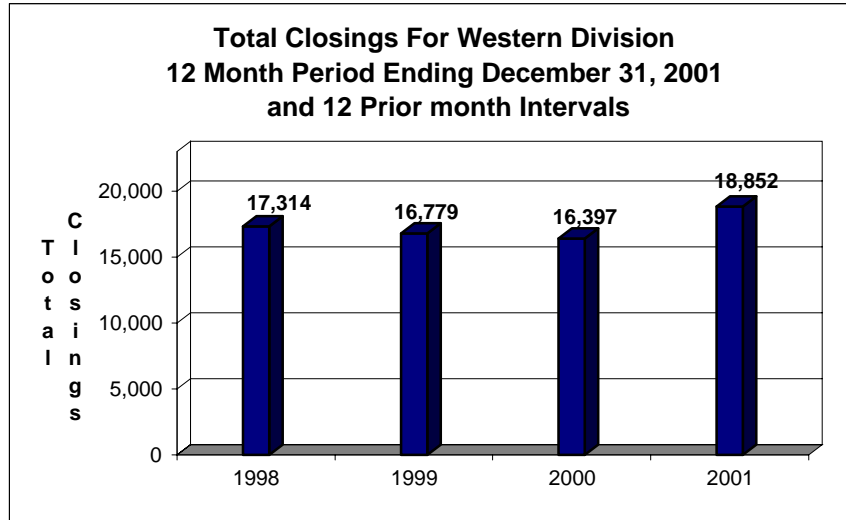
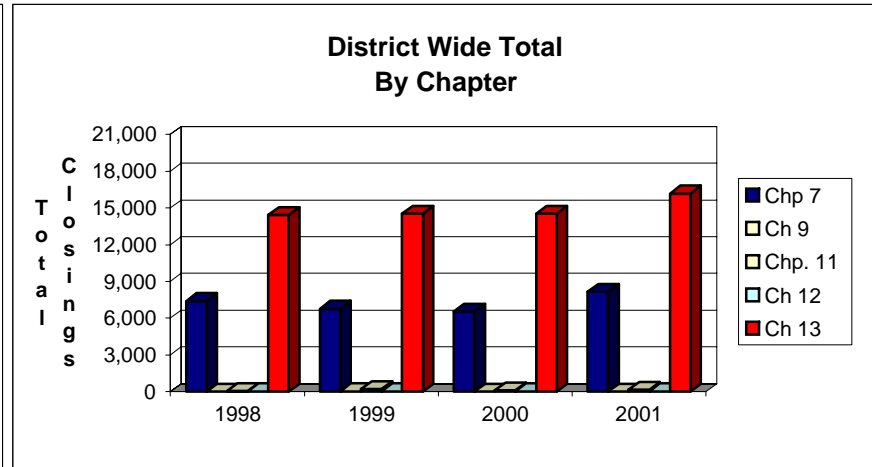
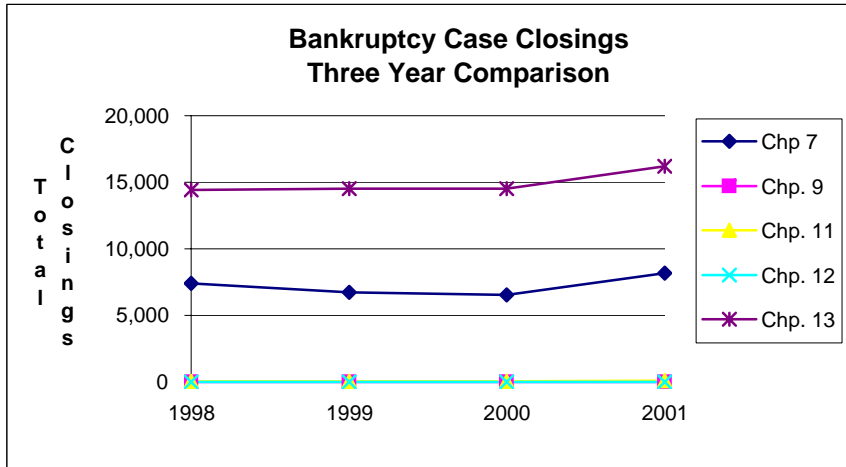
**Bankruptcy Case Closings
December 31, 1998 thru December 31, 1999**



**Bankruptcy Case Closings
December 31, 1997 thru December 31, 1998**

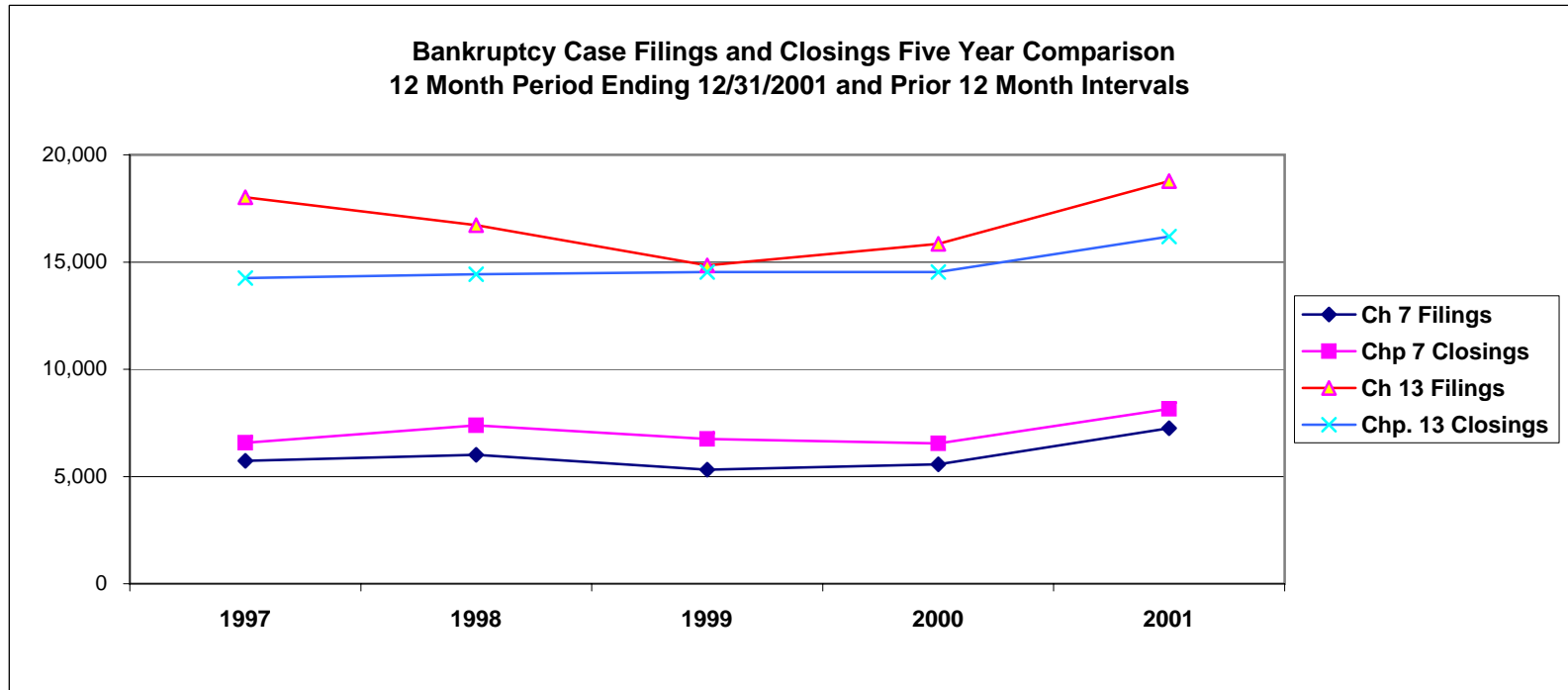


United States Bankruptcy Court Western District of Tennessee



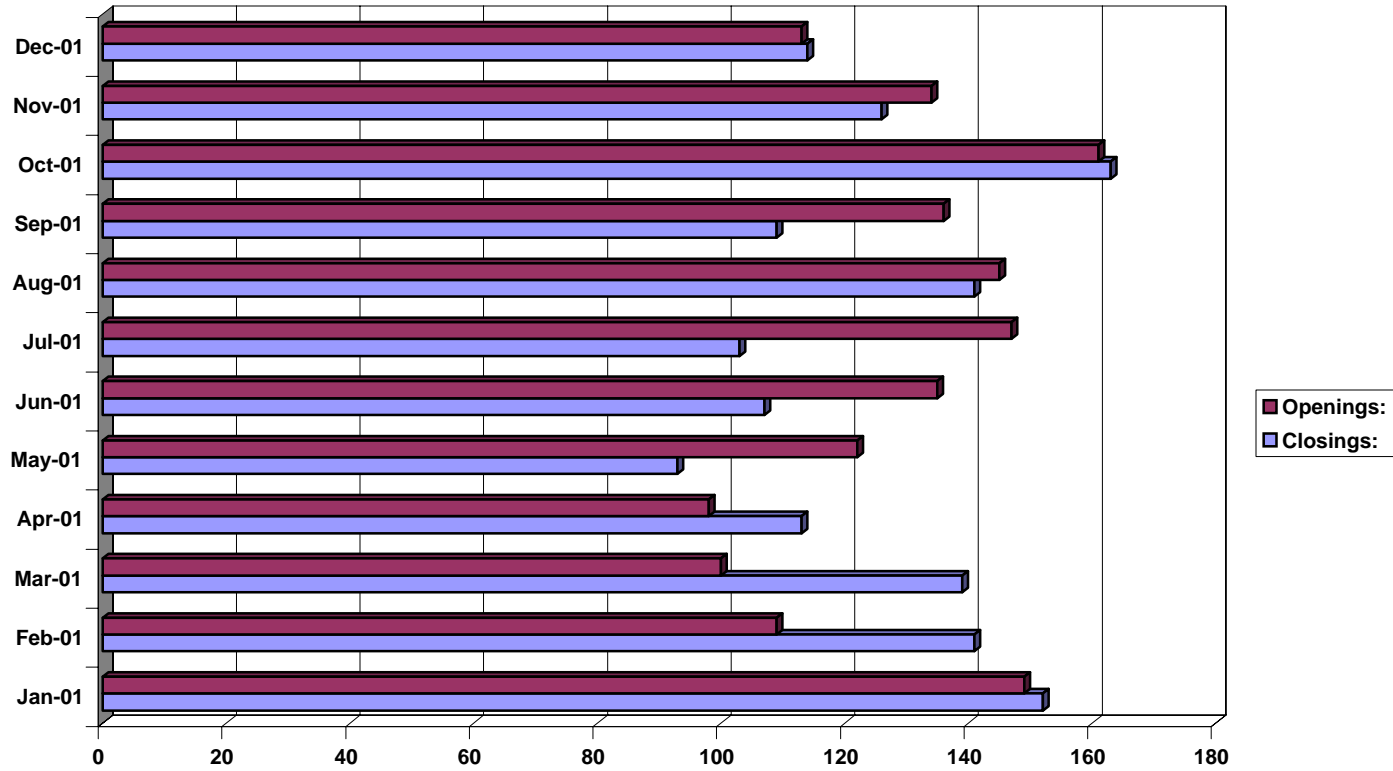
NOTE: Data For Each Year was Calculated Beginning Dec. 31 of that Year And Extending Backwards Twelve Months through Jan. 01

United States Bankruptcy Court
Western District of Tennessee



**United States Bankruptcy Court
Western District of Tennessee**

**Adversary Openings And Closings
January 1, 2001 - December 31, 2001**



	Jan-01	Feb-01	Mar-01	Apr-01	May-01	Jun-01	Jul-01	Aug-01	Sep-01	Oct-01	Nov-01	Dec-01
■ Openings:	149	109	100	98	122	135	147	145	136	161	134	113
■ Closings:	152	141	139	113	93	107	103	141	109	163	126	114