

UNITED STATES BANKRUPTCY COURT
Western District of Tennessee
PETITIONS FILED FOR TWELVE MONTH PERIODS
BY DIVISIONS

Jan 1, 2015 - Dec 31, 2015			
	Memphis	Jackson	Totals
Chapter 7	2,710	931	3,641
Chapter 11	15	2	17
Chapter 12	0	0	0
Chapter 13	9,592	2,115	11,707
Totals:	12,317	3,048	15,365

Jan 1, 2014 - Dec 31, 2014			
	Memphis	Jackson	Totals
Chapter 7	3,160	1,042	4,202
Chapter 11	22	5	27
Chapter 12	0	0	0
Chapter 13	9,846	2,309	12,155
Totals:	13,028	3,356	16,384

Jan 1, 2013 - Dec 31, 2013			
	Memphis	Jackson	Totals
Chapter 7	3,762	1,154	4,916
Chapter 11	38	13	51
Chapter 12	0	0	0
Chapter 13	10,178	2,228	12,406
Totals:	13,978	3,395	17,373

Jan 1, 2012 - Dec 31, 2012			
	Memphis	Jackson	Totals
Chapter 7	3,860	1,339	5,199
Chapter 11	39	10	49
Chapter 12	1	0	1
Chapter 13	9,994	2,246	12,240
Totals:	13,894	3,595	17,489

2015 Over 2014			
	Memphis	Jackson	Total %
Chapter 7	(450)	(111)	-13.35%
Chapter 11	(7)	(3)	-37.04%
Chapter 12	0	0	0.00%
Chapter 13	(254)	(194)	-3.69%
Totals:	(711)	(308)	-6.22%

2015 Over 2014		
	Jackson	Total %
Chapter 7	(111)	-10.65%
Chapter 11	(3)	-60.00%
Chapter 12	0	0.00%
Chapter 13	(194)	-8.40%
Totals:	(308)	-9.18%

% of Filings by Chap. By Div. Chapter % of			
	Memphis	Jackson	Total Filings
Chapter 7	74%	26%	24%
Chapter 11	88%	12%	0%
Chapter 12	0%	0%	0%
Chapter 13	82%	18%	76%
Totals:	80%	20%	100%

% of Filings by Chap. By Div. Chapter % of			
	Memphis	Jackson	Total Filings
Chapter 7	75%	25%	26%
Chapter 11	81%	19%	0%
Chapter 12	0%	0%	0%
Chapter 13	81%	19%	74%
Totals:	80%	20%	100%

% of Filings by Chap. By Div. Chapter % of			
	Memphis	Jackson	Total Filings
Chapter 7	77%	23%	28%
Chapter 11	75%	25%	0%
Chapter 12	0%	0%	0%
Chapter 13	82%	18%	71%
Totals:	80%	20%	100%

% of Filings by Chap. By Div. Chapter % of			
	Memphis	Jackson	Total Filings
Chapter 7	74%	26%	30%
Chapter 11	80%	20%	0%
Chapter 12	100%	0%	0%
Chapter 13	82%	18%	70%
Totals:	79%	21%	100%

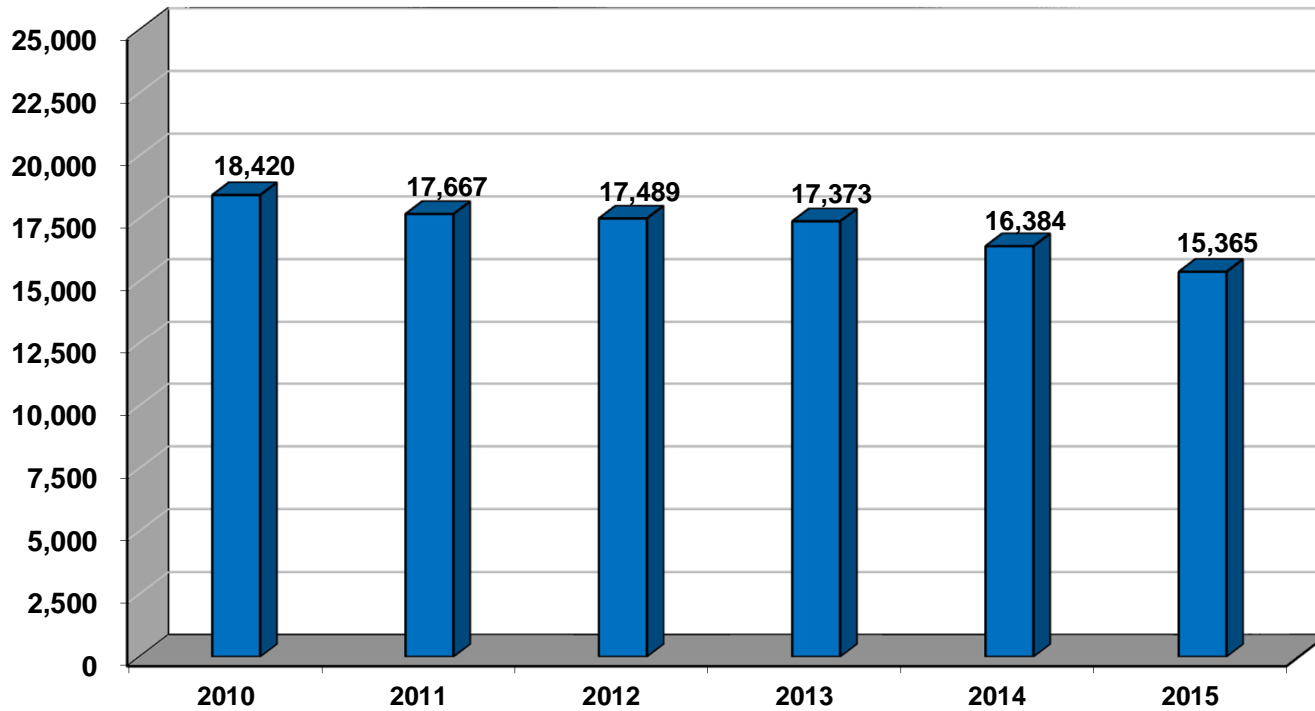
Overall Change
2015 Over 2014
(Both Divisions)

-6.22%

2015 Over 2014		
	Memphis	Total %
Chapter 7	(450)	-14.24%
Chapter 11	(7)	-31.82%
Chapter 12	0	0.00%
Chapter 13	(254)	-2.58%
Totals:	(711)	-5.46%

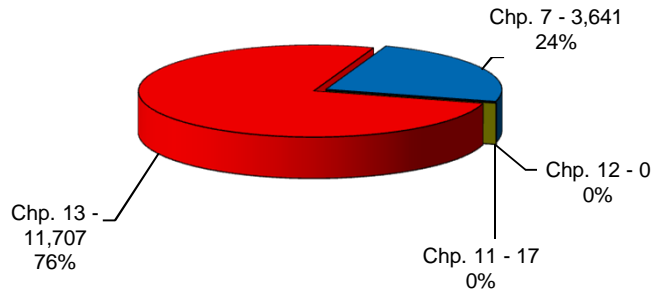
Calculation of percentages are rounded to two places. .745 would be shown as .75 or 75%, and .744 would be displayed as .74 or 74%.

**Total Filings For Western District By Year
12 Month Period Ending Dec 31, 2015
and Prior 12 Month Intervals**

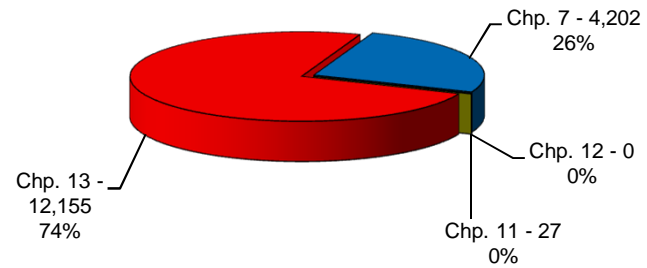


**United States Bankruptcy Court
Western District of Tennessee**

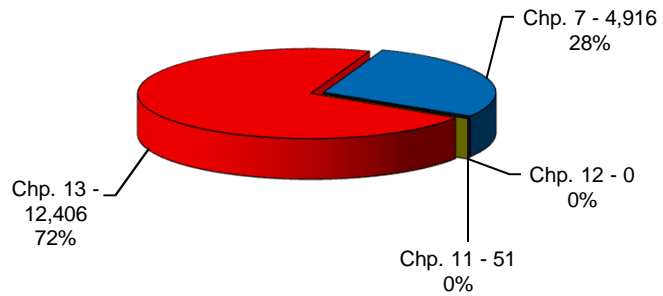
**Bankruptcy Case Filings
Jan 01, 2015 thru Dec 31, 2015**



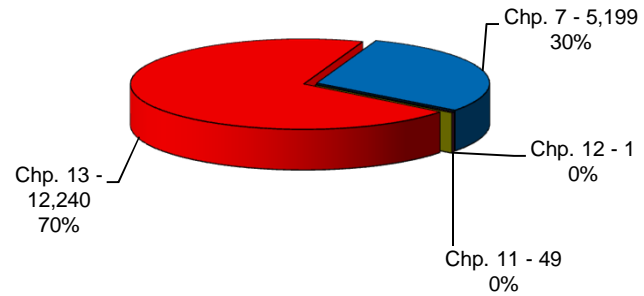
**Bankruptcy Case Filings
Jan 01, 2014 thru Dec 31, 2014**



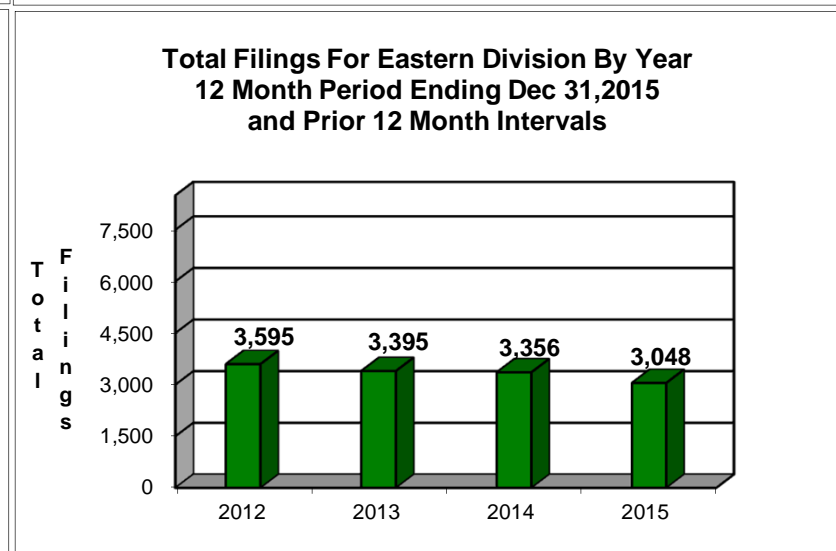
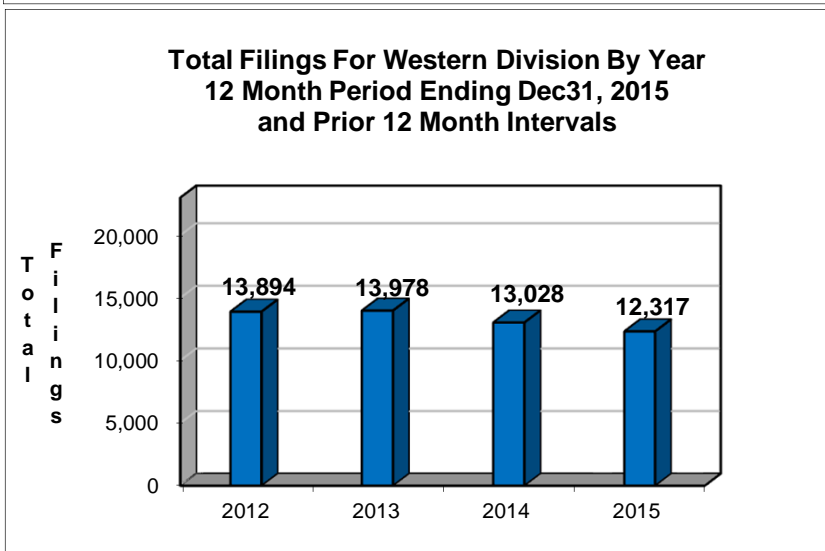
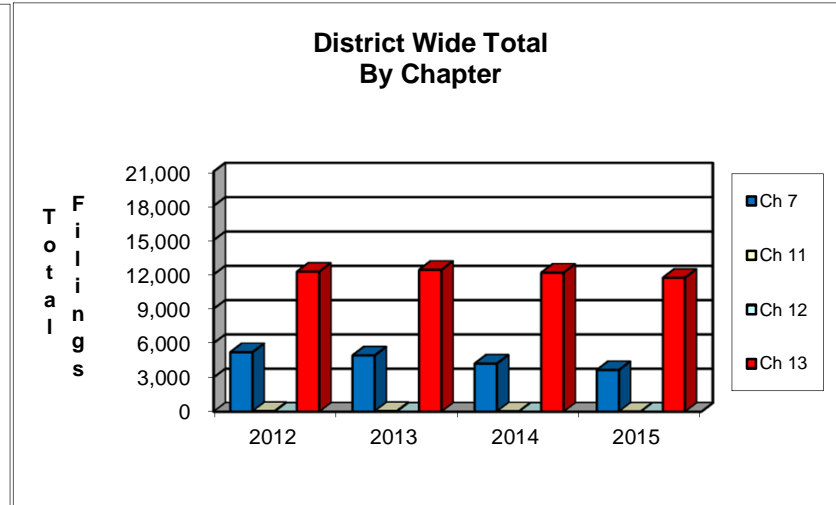
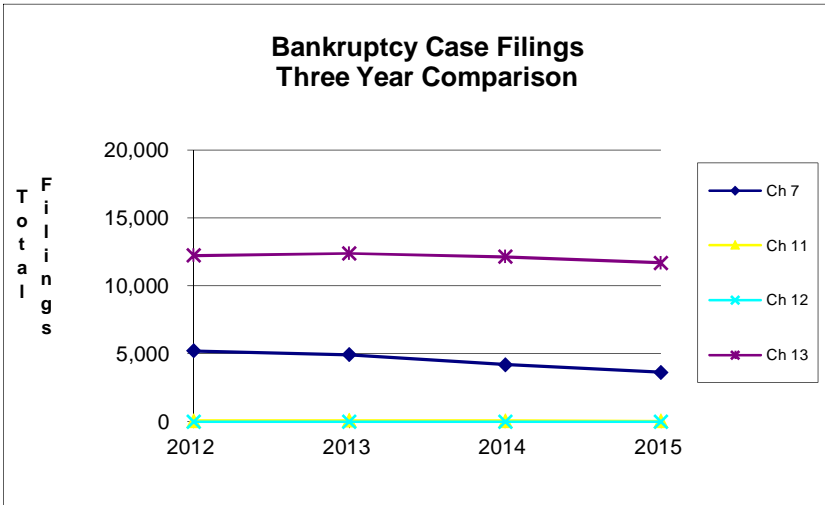
**Bankruptcy Case Filings
Jan 01, 2013 thru Dec 31, 2013**



**Bankruptcy Case Filings
Jan 01, 2012 thru Dec 31, 2012**

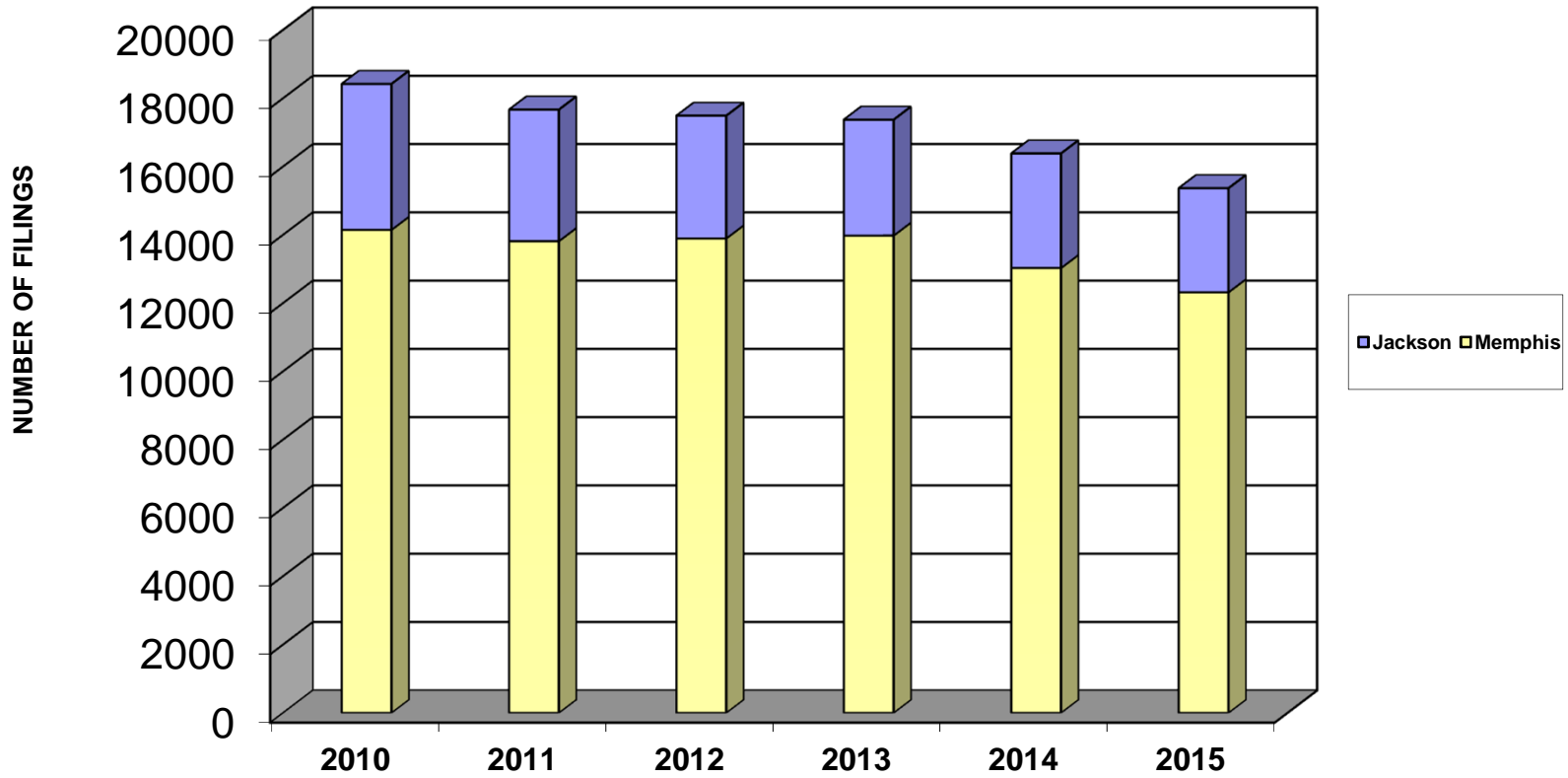


United States Bankruptcy Court Western District of Tennessee



NOTE: Data For Each Year was Calculated Beginning Dec 31, 2015 And Extending Backwards Twelve Months

**Bankruptcy Yearly Case Filings
Western District of Tennessee**



UNITED STATES BANKRUPTCY COURT
Western District of Tennessee
PETITIONS CLOSED FOR TWELVE MONTH PERIODS
BY DIVISIONS

Jan 1, 2015 - Dec 31, 2015			
	Memphis	Jackson	Totals
Chapter 7	3,054	1,042	4,096
Chapter 11	23	11	34
Chapter 12	0	1	1
Chapter 13	10,311	2,471	12,782
Totals:	13,388	3,525	16,913

Jan 1, 2014 - Dec 31, 2014			
	Memphis	Jackson	Totals
Chapter 7	3,644	1,096	4,740
Chapter 11	44	10	54
Chapter 12	0	0	0
Chapter 13	11,314	2,711	14,025
Totals:	15,002	3,817	18,819

Jan 1, 2013 - Dec 31, 2013			
	Memphis	Jackson	Totals
Chapter 7	4,057	1,352	5,409
Chapter 11	59	16	75
Chapter 12	0	0	0
Chapter 13	10,984	2,631	13,615
Totals:	15,100	3,999	19,099

Jan 1, 2012 - Dec 31, 2012			
	Memphis	Jackson	Totals
Chapter 7	4,266	1,423	5,689
Chapter 11	42	8	50
Chapter 12	2	0	2
Chapter 13	10,037	2,447	12,484
Totals:	14,347	3,878	18,225

2015 Over 2014			
	Memphis	Jackson	Total %
Chapter 7	(590)	(54)	-13.59%
Chapter 11	(21)	1	-37.04%
Chapter 12	0	1	100%
Chapter 13	(1,003)	(240)	-8.86%
Totals:	(1,614)	(292)	-10.13%

2015 Over 2014		
	Jackson	Total %
Chapter 7	(54)	-4.93%
Chapter 11	1	10.00%
Chapter 12	1	100%
Chapter 13	(240)	-8.85%
Totals:	(292)	-7.65%

% of Closings by Chap. By Div. Chapter % of			
	Memphis	Jackson	Total Closings
Chapter 7	75%	25%	24%
Chapter 11	68%	32%	0%
Chapter 12	0%	100%	0%
Chapter 13	81%	19%	76%
Totals:	79%	21%	100%

% of Closings by Chap. By Div. Chapter % of			
	Memphis	Jackson	Total Closings
Chapter 7	77%	23%	25%
Chapter 11	81%	19%	0%
Chapter 12	0%	0%	0%
Chapter 13	81%	19%	75%
Totals:	80%	20%	100%

% of Closings by Chap. By Div. Chapter % of			
	Memphis	Jackson	Total Closings
Chapter 7	75%	25%	28%
Chapter 11	79%	21%	0%
Chapter 12	0%	0%	0%
Chapter 13	81%	19%	71%
Totals:	79%	21%	100%

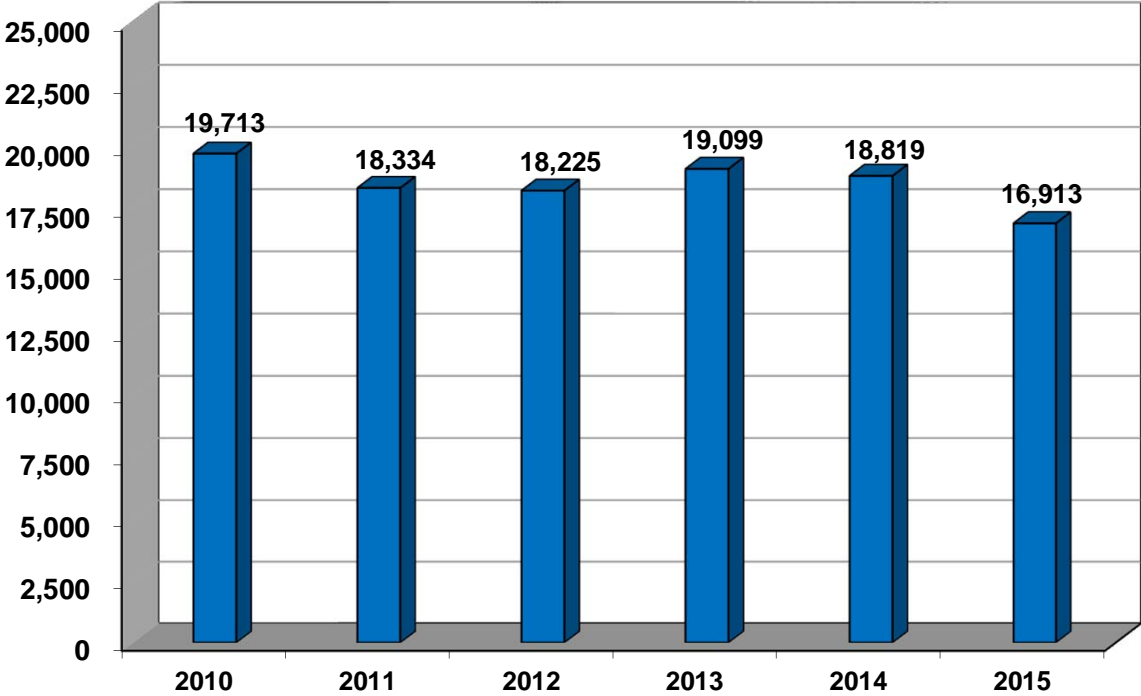
% of Closings by Chap. By Div. Chapter % of			
	Memphis	Jackson	Total Closings
Chapter 7	75%	25%	31%
Chapter 11	84%	16%	0%
Chapter 12	100%	0%	0%
Chapter 13	80%	20%	68%
Totals:	79%	21%	100%

Overall Change 2015 Over 2014 (Both Divisions)
-10.13%

2015 Over 2014		
	Memphis	Total %
Chapter 7	(590)	-16.19%
Chapter 11	(21)	-47.73%
Chapter 12	0	0.00%
Chapter 13	(1,003)	-8.87%
Totals:	(1,614)	-10.76%

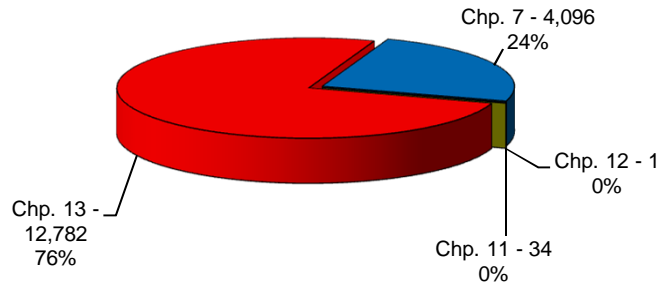
Calculation of percentages are rounded to two places. .745 would be shown as .75 or 75%, and .744 would be displayed as .74 or 74%.

**Total Closings For Western District By Year
12 Month Period Ending Dec 31, 2015
and Prior 12 Month Intervals**

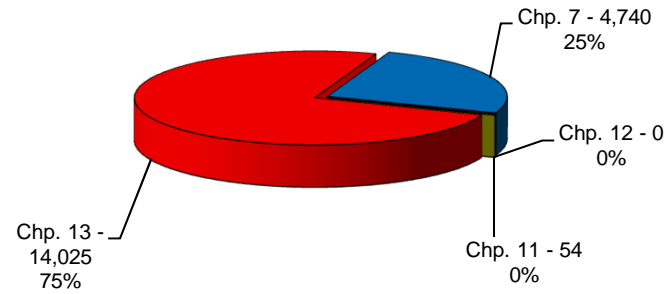


United States Bankruptcy Court Western District of Tennessee

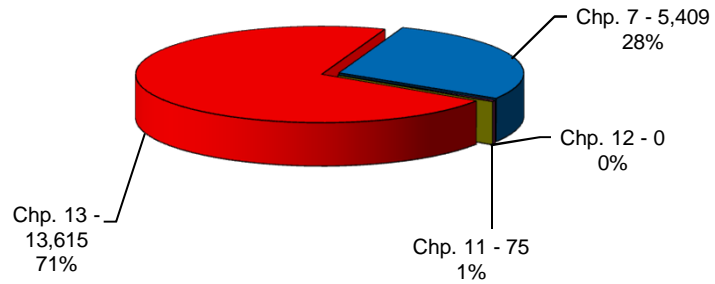
**Bankruptcy Case Closings
Jan 01, 2015 thru Dec 31, 2015**



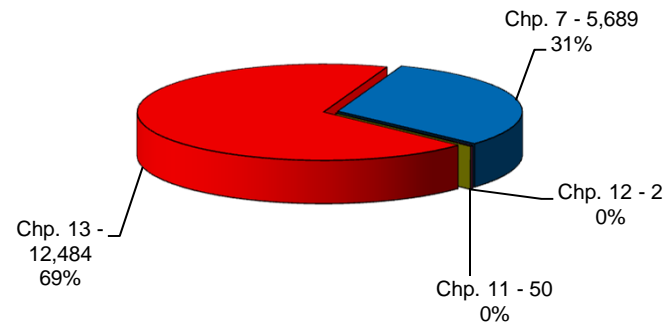
**Bankruptcy Case Closings
Jan 01, 2014 thru Dec 31, 2014**



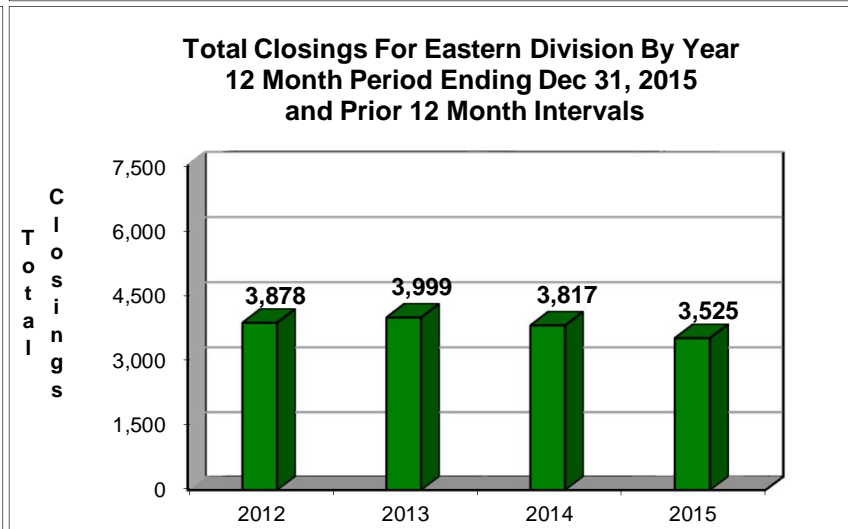
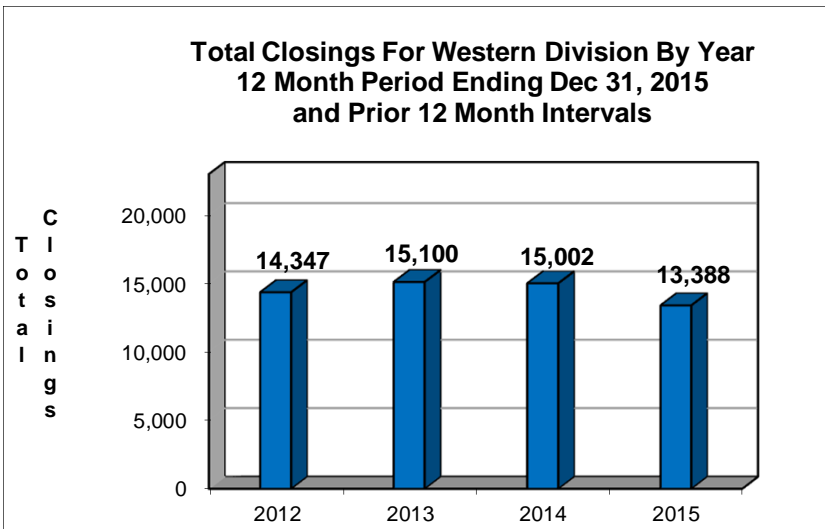
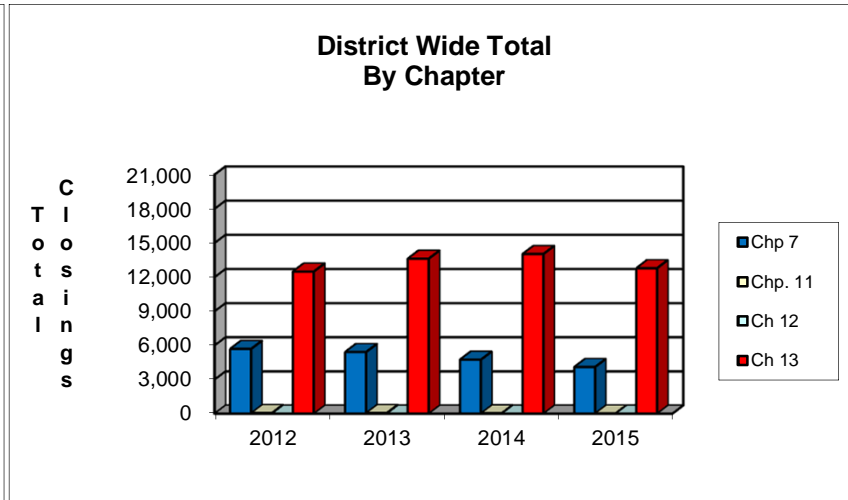
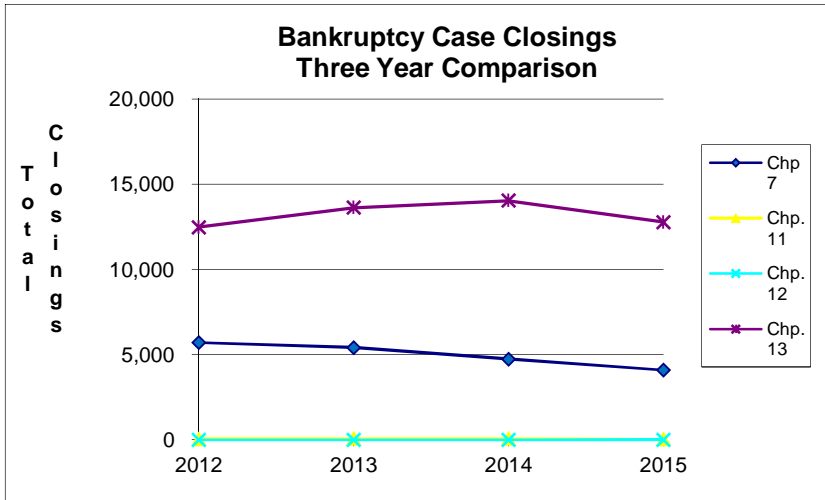
**Bankruptcy Case Closings
Jan 01, 2013 thru Dec 31, 2013**



**Bankruptcy Case Closings
Jan 01, 2012 thru Dec 31, 2012**

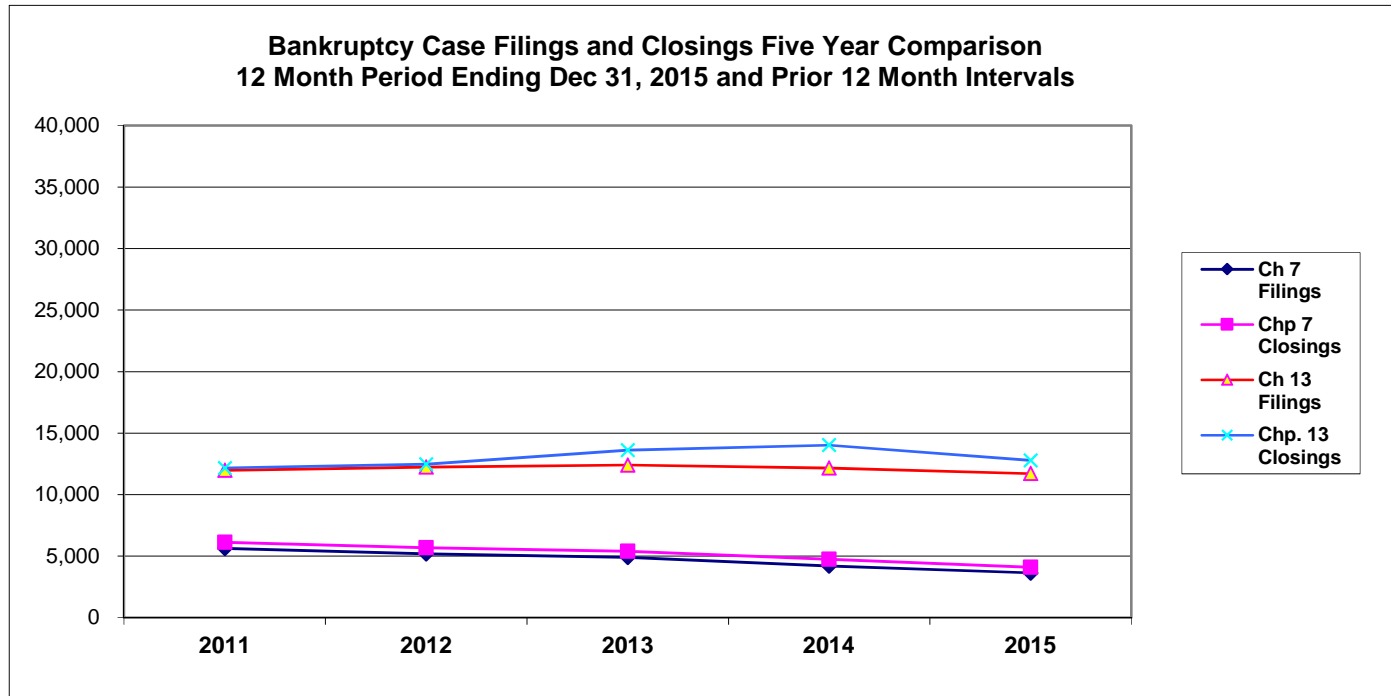


United States Bankruptcy Court Western District of Tennessee



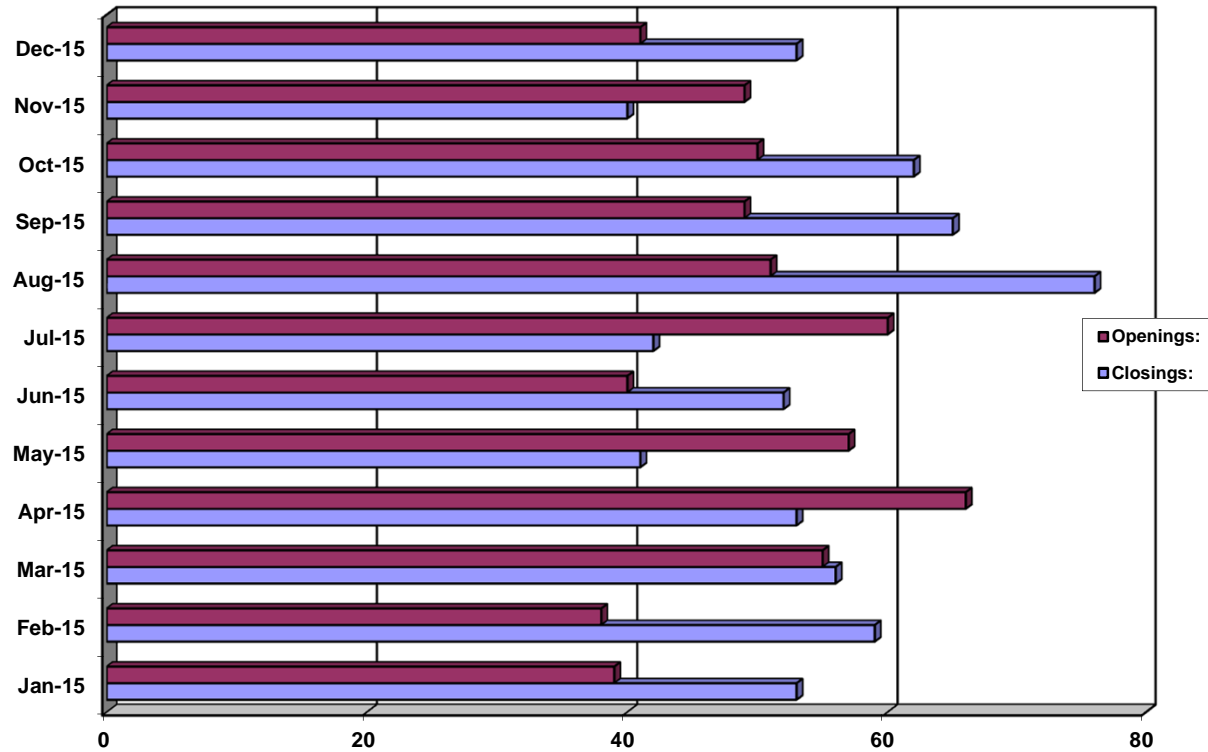
NOTE: Data For Each Year was Calculated Beginning Dec 31, 2015 And Extending Backwards Twelve Months

United States Bankruptcy Court Western District of Tennessee



**United States Bankruptcy Court
Western District of Tennessee**

**Adversary Openings and Closings
Jan 1, 2015 - Dec 31, 2015**



	Jan-15	Feb-15	Mar-15	Apr-15	May-15	Jun-15	Jul-15	Aug-15	Sep-15	Oct-15	Nov-15	Dec-15
■ Openings:	39	38	55	66	57	40	60	51	49	50	49	41
■ Closings:	53	59	56	53	41	52	42	76	65	62	40	53