

**UNITED STATES BANKRUPTCY COURT**  
**Western District of Tennessee**  
**PETITIONS FILED FOR TWELVE MONTH PERIODS**  
**BY DIVISIONS**

<b>Jan 1, 2010 - Dec 31, 2010</b>			
	<b>Memphis</b>	<b>Jackson</b>	<b>Totals</b>
Chapter 7	4,120	1,612	5,732
Chapter 11	49	13	62
Chapter 12	0	0	0
Chapter 13	9,977	2,646	12,623
<b>Totals:</b>	<b>14,146</b>	<b>4,271</b>	<b>18,417</b>

<b>Jan 1, 2009 - Dec 31, 2009</b>			
	<b>Memphis</b>	<b>Jackson</b>	<b>Totals</b>
Chapter 7	4,253	1,993	6,246
Chapter 11	51	22	73
Chapter 12	0	1	1
Chapter 13	10,198	3,260	13,458
<b>Totals:</b>	<b>14,502</b>	<b>5,276</b>	<b>19,778</b>

<b>Jan 1, 2008 - Dec 31, 2008</b>			
	<b>Memphis</b>	<b>Jackson</b>	<b>Totals</b>
Chapter 7	3,694	1,854	5,548
Chapter 11	26	8	34
Chapter 12	0	0	0
Chapter 13	10,225	3,267	13,492
<b>Totals:</b>	<b>13,945</b>	<b>5,129</b>	<b>19,074</b>

<b>Jan 1, 2007 - Dec 31, 2007</b>			
	<b>Memphis</b>	<b>Jackson</b>	<b>Totals</b>
Chapter 7	3,092	1,521	4,613
Chapter 11	24	7	31
Chapter 12	0	1	1
Chapter 13	9,924	2,688	12,612
<b>Totals:</b>	<b>13,040</b>	<b>4,217</b>	<b>17,257</b>

<b>2010 Over 2009</b>			
	<b>Memphis</b>	<b>Jackson</b>	<b>Total %</b>
Chapter 7	(133)	(381)	-8.23%
Chapter 11	(2)	(9)	-15.07%
Chapter 12	0	(1)	-100.00%
Chapter 13	(221)	(614)	-6.20%
<b>Totals:</b>	<b>(356)</b>	<b>(1,005)</b>	<b>-6.88%</b>

<b>2010 Over 2009</b>		
	<b>Jackson</b>	<b>Total %</b>
Chapter 7	(381)	-19.12%
Chapter 11	(9)	-40.91%
Chapter 12	(1)	-100.00%
Chapter 13	(614)	-18.83%
<b>Totals:</b>	<b>(1,005)</b>	<b>-19.05%</b>

<b>% of Filings by Chap. By Div. Chapter % of</b>			
	<b>Memphis</b>	<b>Jackson</b>	<b>Total Filings</b>
Chapter 7	72%	28%	31%
Chapter 11	79%	21%	0%
Chapter 12	0%	0%	0%
Chapter 13	79%	21%	69%
<b>Totals:</b>	<b>77%</b>	<b>23%</b>	<b>100%</b>

<b>% of Filings by Chap. By Div. Chapter % of</b>			
	<b>Memphis</b>	<b>Jackson</b>	<b>Total Filings</b>
Chapter 7	68%	32%	32%
Chapter 11	70%	30%	0%
Chapter 12	0%	100%	0%
Chapter 13	76%	24%	68%
<b>Totals:</b>	<b>73%</b>	<b>27%</b>	<b>100%</b>

<b>% of Filings by Chap. By Div. Chapter % of</b>			
	<b>Memphis</b>	<b>Jackson</b>	<b>Total Filings</b>
Chapter 7	67%	33%	29%
Chapter 11	76%	24%	0%
Chapter 12	0%	0%	0%
Chapter 13	76%	24%	71%
<b>Totals:</b>	<b>73%</b>	<b>27%</b>	<b>100%</b>

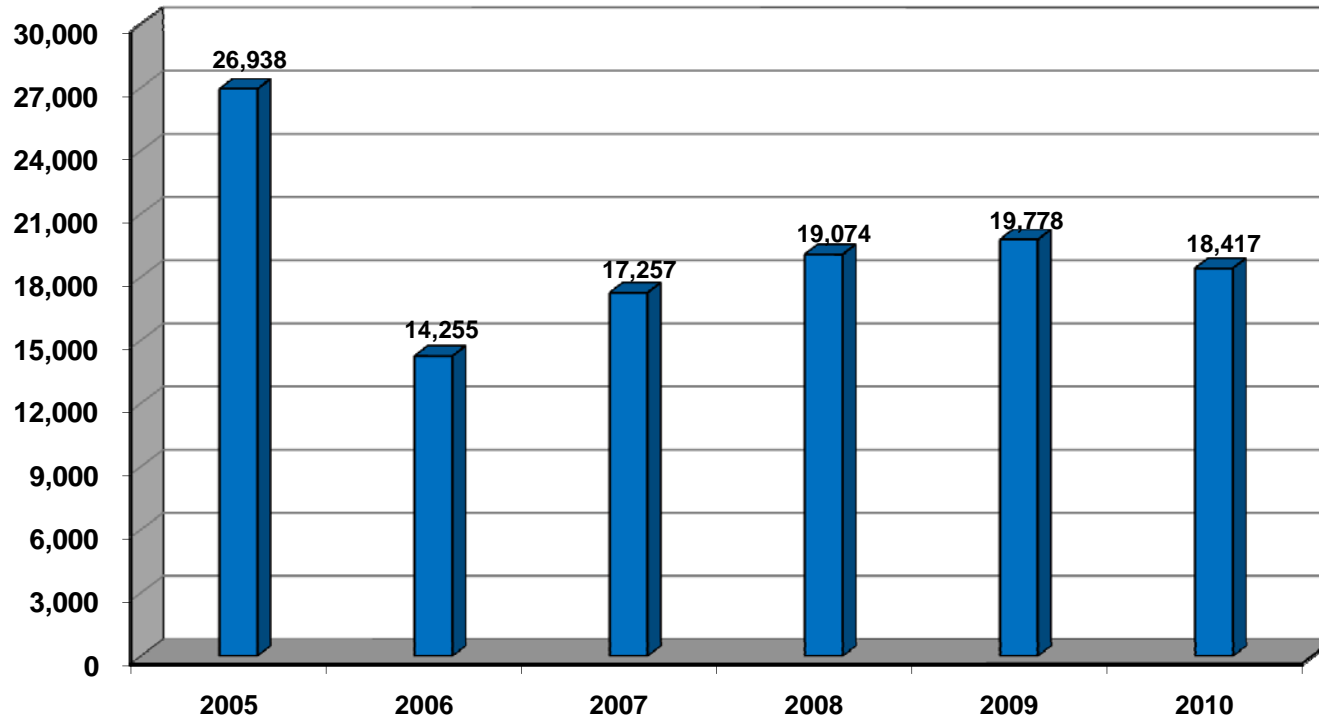
<b>% of Filings by Chap. By Div. Chapter % of</b>			
	<b>Memphis</b>	<b>Jackson</b>	<b>Total Filings</b>
Chapter 7	67%	33%	27%
Chapter 11	77%	23%	0%
Chapter 12	0%	100%	0%
Chapter 13	79%	21%	73%
<b>Totals:</b>	<b>76%</b>	<b>24%</b>	<b>100%</b>

<b>Overall Change 2010 Over 2009 (Both Divisions)</b>
<b>-6.88%</b>

<b>2010 Over 2009</b>		
	<b>Memphis</b>	<b>Total %</b>
Chapter 7	(133)	-3.13%
Chapter 11	(2)	-3.92%
Chapter 12	0	0.00%
Chapter 13	(221)	-2.17%
<b>Totals:</b>	<b>(356)</b>	<b>-2.45%</b>

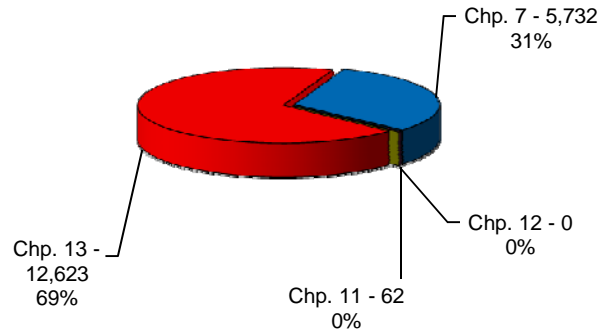
Calculation of percentages are rounded to two places. .745 would be shown as .75 or 75%, and .744 would be displayed as .74 or 74%.

**Total Filings For Western District By Year  
12 Month Period Ending Dec 31, 2010  
and Prior 12 Month Intervals**

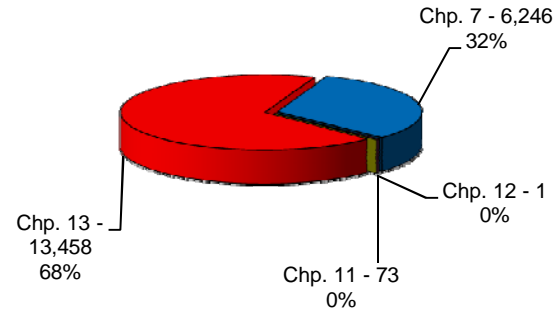


## United States Bankruptcy Court Western District of Tennessee

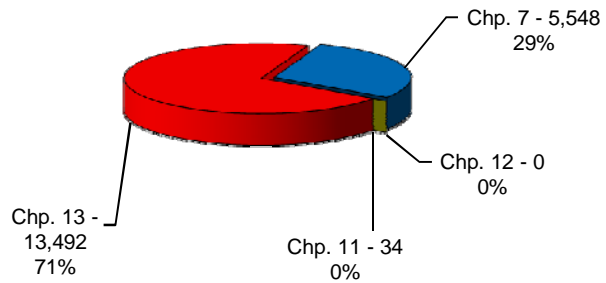
**Bankruptcy Case Filings  
Jan 1, 2010 thru Dec 31, 2010**



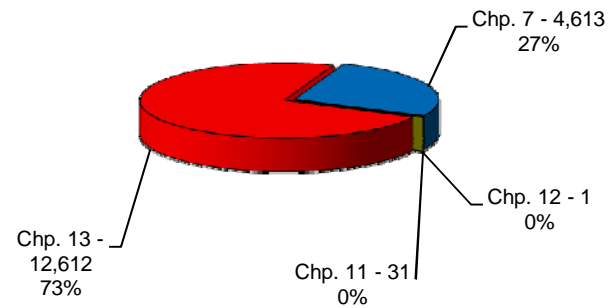
**Bankruptcy Case Filings  
Jan 1, 2009 thru Dec 31, 2009**



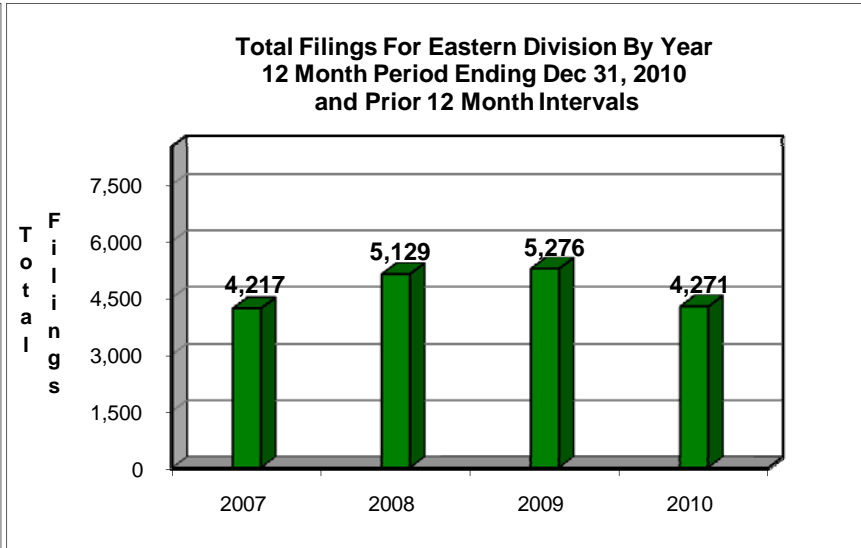
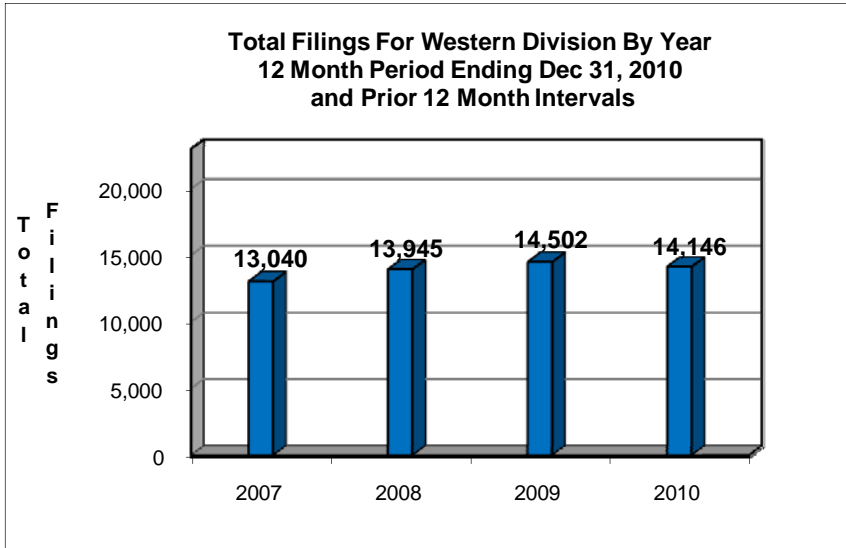
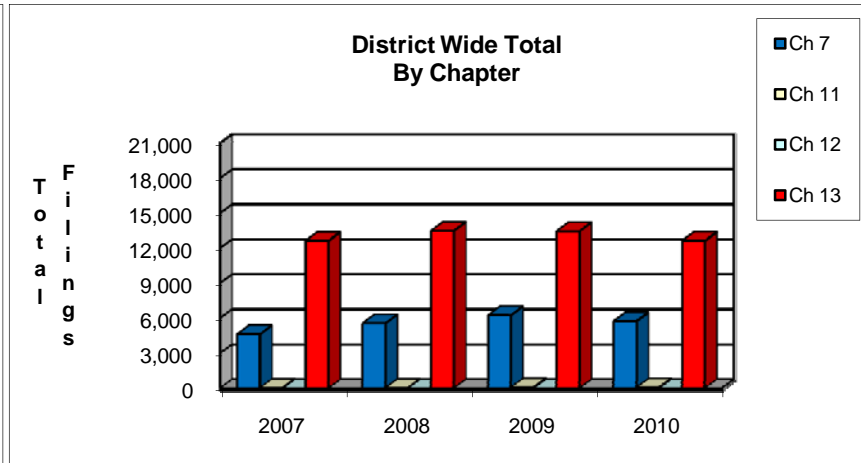
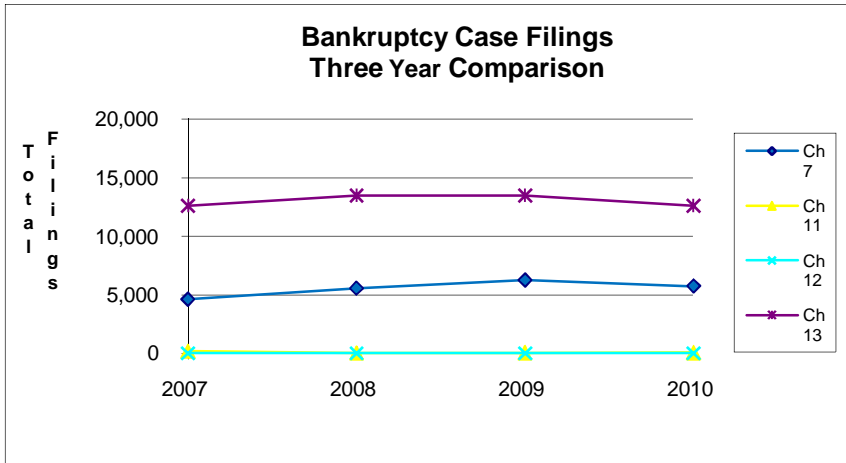
**Bankruptcy Case Filings  
Jan 1, 2008 thru Dec 31, 2008**



**Bankruptcy Case Filings  
Jan 1, 2007 thru Dec 31, 2007**

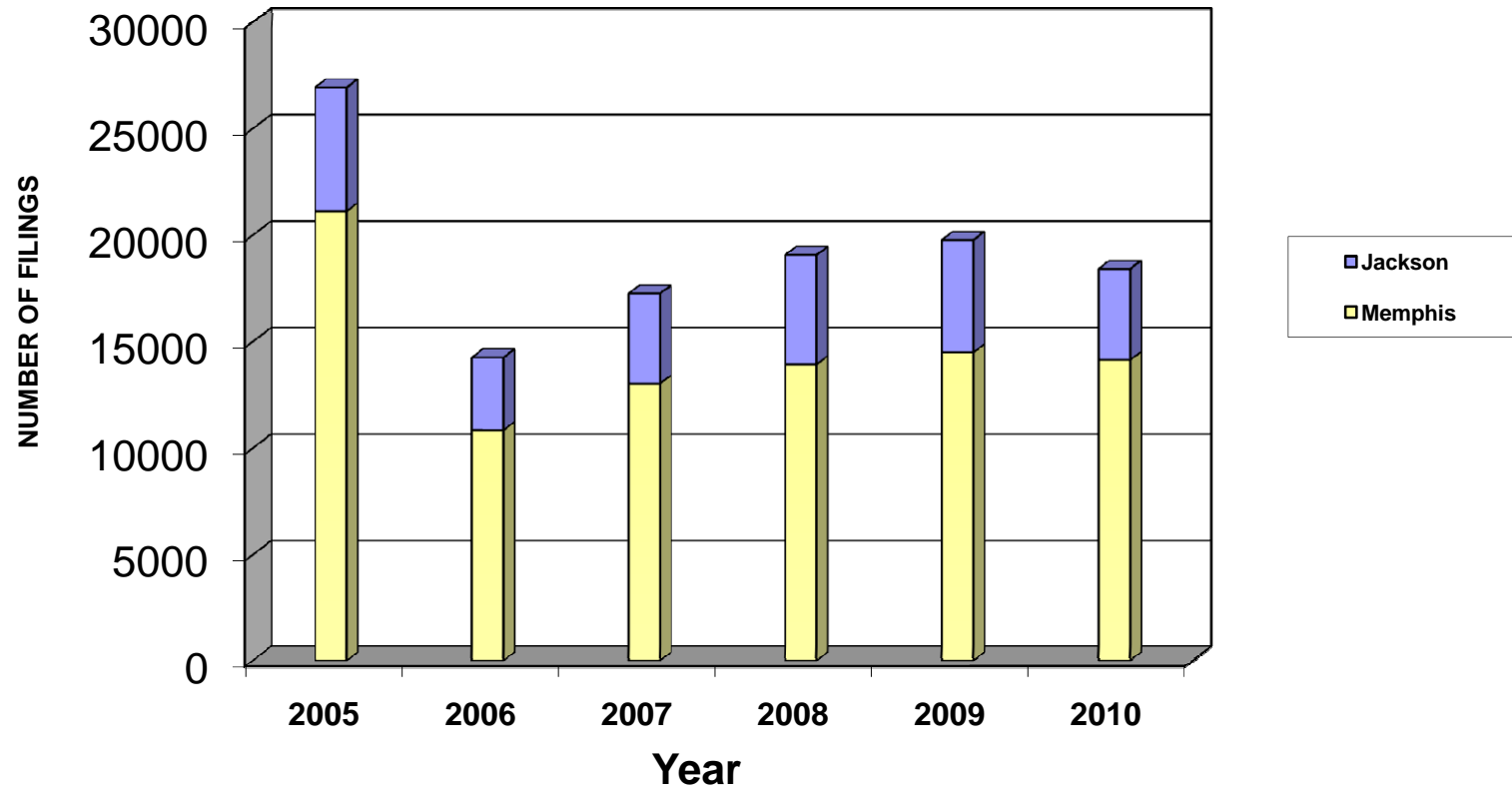


## United States Bankruptcy Court Western District of Tennessee



**NOTE: Data For Each Year was Calculated Beginning Dec 31, 2010 And Extending Backwards Twelve Months**

**Bankruptcy Monthly Case Filings  
Western District of Tennessee**



**UNITED STATES BANKRUPTCY COURT**  
**Western District of Tennessee**  
**PETITIONS CLOSED FOR TWELVE MONTH PERIODS**  
**BY DIVISIONS**

<b>Jan 1, 2010 - Dec 31, 2010</b>			
	<b>Memphis</b>	<b>Jackson</b>	<b>Totals</b>
Chapter 7	4,861	1,944	6,805
Chapter 11	33	19	52
Chapter 12	0	0	0
Chapter 13	10,371	2,576	12,947
<b>Totals:</b>	<b>15,265</b>	<b>4,539</b>	<b>19,804</b>

<b>Jan 1, 2009 - Dec 31, 2009</b>			
	<b>Memphis</b>	<b>Jackson</b>	<b>Totals</b>
Chapter 7	4,471	2,184	6,655
Chapter 11	32	11	43
Chapter 12	0	1	1
Chapter 13	11,429	2,803	14,232
<b>Totals:</b>	<b>15,932</b>	<b>4,999</b>	<b>20,931</b>

<b>Jan 1, 2008 - Dec 31, 2008</b>			
	<b>Memphis</b>	<b>Jackson</b>	<b>Totals</b>
Chapter 7	3,357	1,728	5,085
Chapter 11	20	9	29
Chapter 12	0	2	2
Chapter 13	10,872	2,117	12,989
<b>Totals:</b>	<b>14,249</b>	<b>3,856</b>	<b>18,105</b>

<b>Jan 1, 2007 - Dec 31, 2007</b>			
	<b>Memphis</b>	<b>Jackson</b>	<b>Totals</b>
Chapter 7	3,041	1,418	4,459
Chapter 11	152	20	172
Chapter 12	0	0	0
Chapter 13	8,753	2,583	11,336
<b>Totals:</b>	<b>11,946</b>	<b>4,021</b>	<b>15,967</b>

<b>2010 Over 2009</b>			
	<b>Memphis</b>	<b>Jackson</b>	<b>Total %</b>
Chapter 7	390	(240)	2.25%
Chapter 11	1	8	20.93%
Chapter 12	0	(1)	-100.00%
Chapter 13	(1,058)	(227)	-9.03%
<b>Totals:</b>	<b>(667)</b>	<b>(460)</b>	<b>-5.38%</b>

<b>2010 Over 2009</b>		
	<b>Jackson</b>	<b>Total %</b>
Chapter 7	(240)	-10.99%
Chapter 11	8	72.73%
Chapter 12	(1)	-100.00%
Chapter 13	(227)	-8.10%
<b>Totals:</b>	<b>(460)</b>	<b>-9.20%</b>

<b>% of Closings by Chap. By Div. Chapter % of</b>			
	<b>Memphis</b>	<b>Jackson</b>	<b>Total Closings</b>
Chapter 7	71%	29%	34%
Chapter 11	63%	37%	0%
Chapter 12	0%	0%	0%
Chapter 13	80%	20%	65%
<b>Totals:</b>	<b>77%</b>	<b>23%</b>	<b>100%</b>

<b>% of Closings by Chap. By Div. Chapter % of</b>			
	<b>Memphis</b>	<b>Jackson</b>	<b>Total Closings</b>
Chapter 7	67%	33%	32%
Chapter 11	74%	26%	0%
Chapter 12	0%	100%	0%
Chapter 13	80%	20%	68%
<b>Totals:</b>	<b>76%</b>	<b>24%</b>	<b>100%</b>

<b>% of Closings by Chap. By Div. Chapter % of</b>			
	<b>Memphis</b>	<b>Jackson</b>	<b>Total Closings</b>
Chapter 7	66%	34%	28%
Chapter 11	69%	31%	0%
Chapter 12	0%	100%	0%
Chapter 13	84%	16%	72%
<b>Totals:</b>	<b>79%</b>	<b>21%</b>	<b>100%</b>

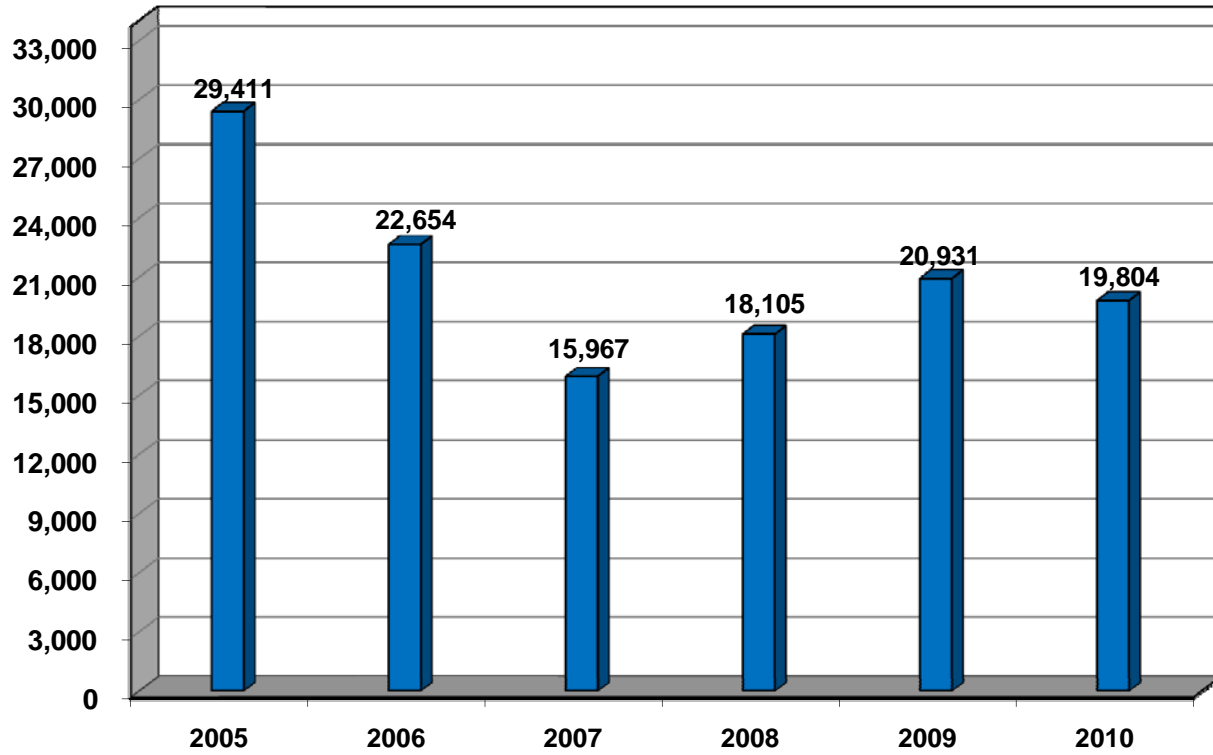
<b>% of Closings by Chap. By Div. Chapter % of</b>			
	<b>Memphis</b>	<b>Jackson</b>	<b>Total Closings</b>
Chapter 7	68%	32%	28%
Chapter 11	88%	12%	1%
Chapter 12	0%	0%	0%
Chapter 13	77%	23%	71%
<b>Totals:</b>	<b>75%</b>	<b>25%</b>	<b>100%</b>

<p><b>Overall Change</b>  <b>2010 Over 2009</b>  <b>(Both Divisions)</b></p> <p><b>-5.38%</b></p>
---

<b>2010 Over 2009</b>		
	<b>Memphis</b>	<b>Total %</b>
Chapter 7	390	8.72%
Chapter 11	1	3.12%
Chapter 12	0	0.00%
Chapter 13	(1,058)	-9.26%
<b>Totals:</b>	<b>(667)</b>	<b>-4.19%</b>

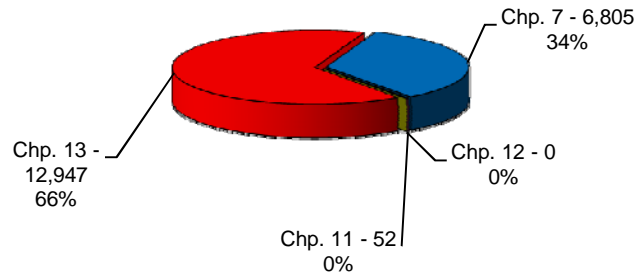
*Calculation of percentages are rounded to two places. .745 would be shown as .75 or 75%, and .744 would be displayed as .74 or 74%.*

**Total Closings For Western Division By Year  
12 Month Period Ending Dec 31, 2010  
and Prior 12 Month Intervals**

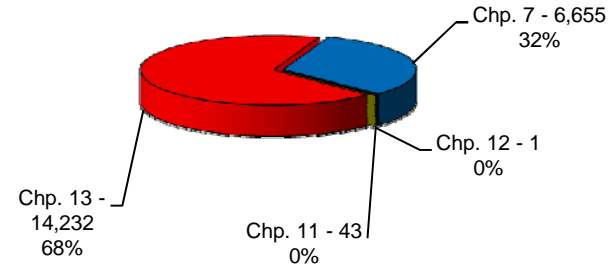


**United States Bankruptcy Court  
Western District of Tennessee**

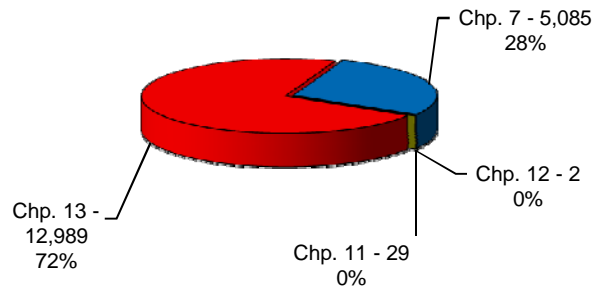
**Bankruptcy Case Closings  
Jan 1, 2010 thru Dec 31, 2010**



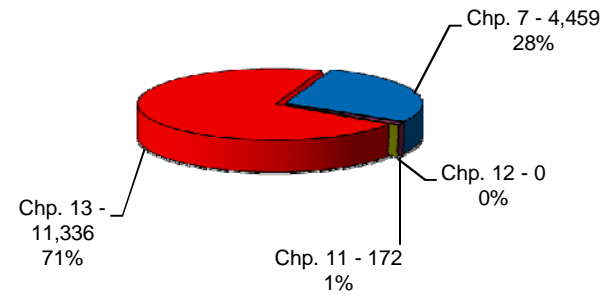
**Bankruptcy Case Closings  
Jan 1, 2009 thru Dec 31, 2009**



**Bankruptcy Case Closings  
Jan 1, 2008 thru Dec 31, 2008**

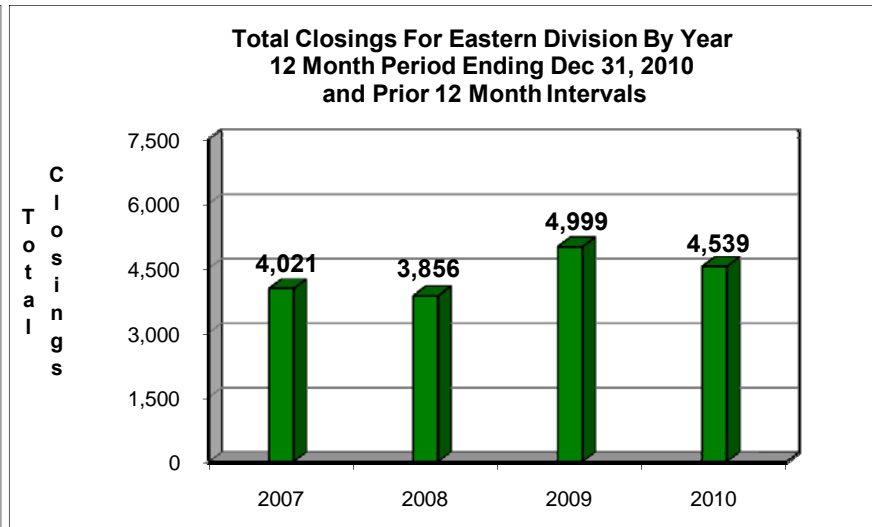
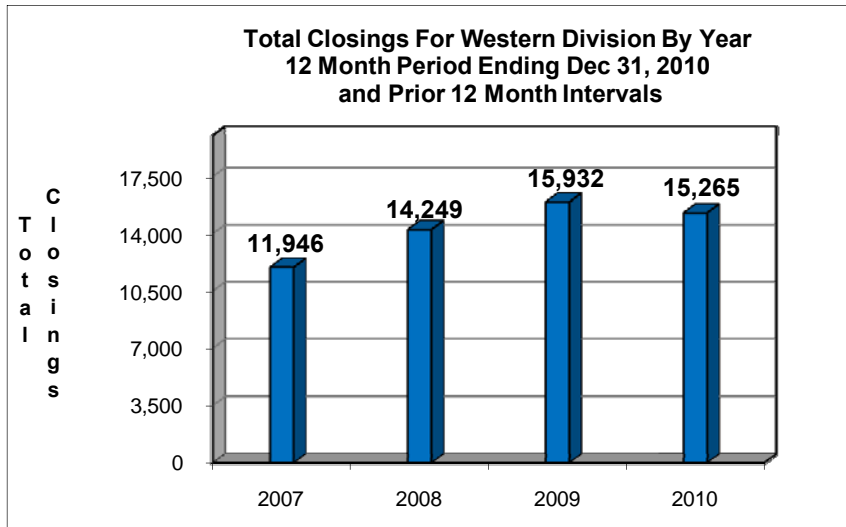
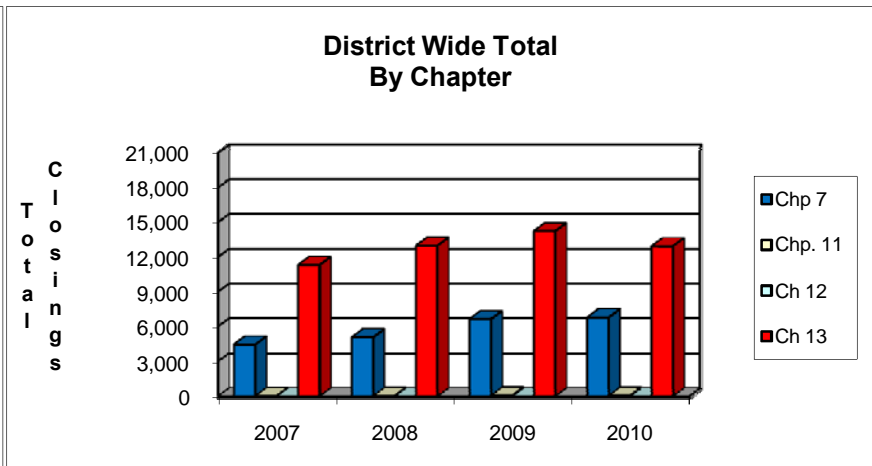
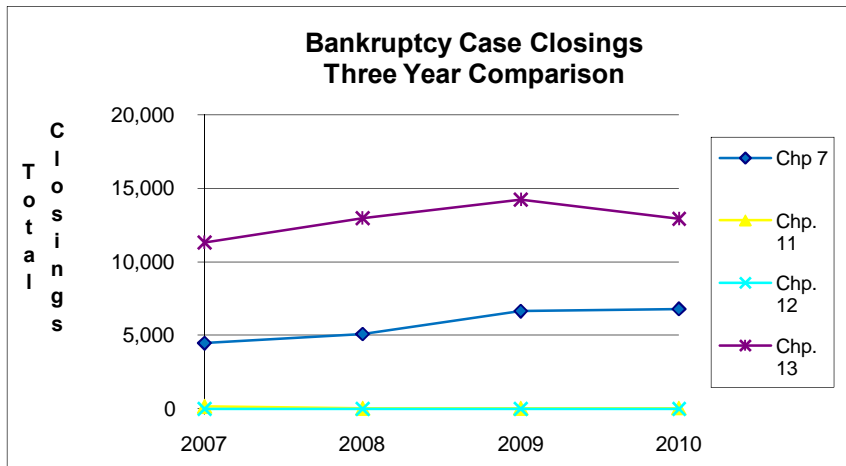


**Bankruptcy Case Closings  
Jan 1, 2007 thru Dec 31, 2007**



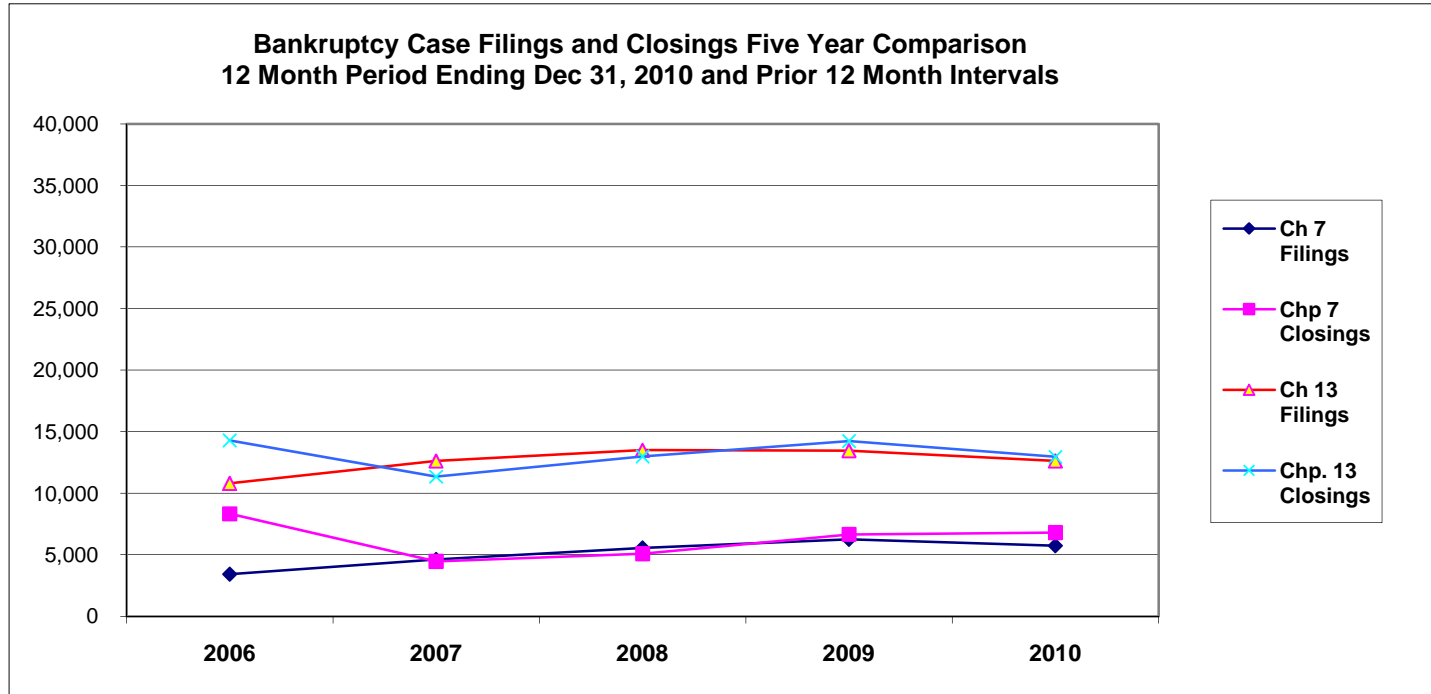


## United States Bankruptcy Court Western District of Tennessee



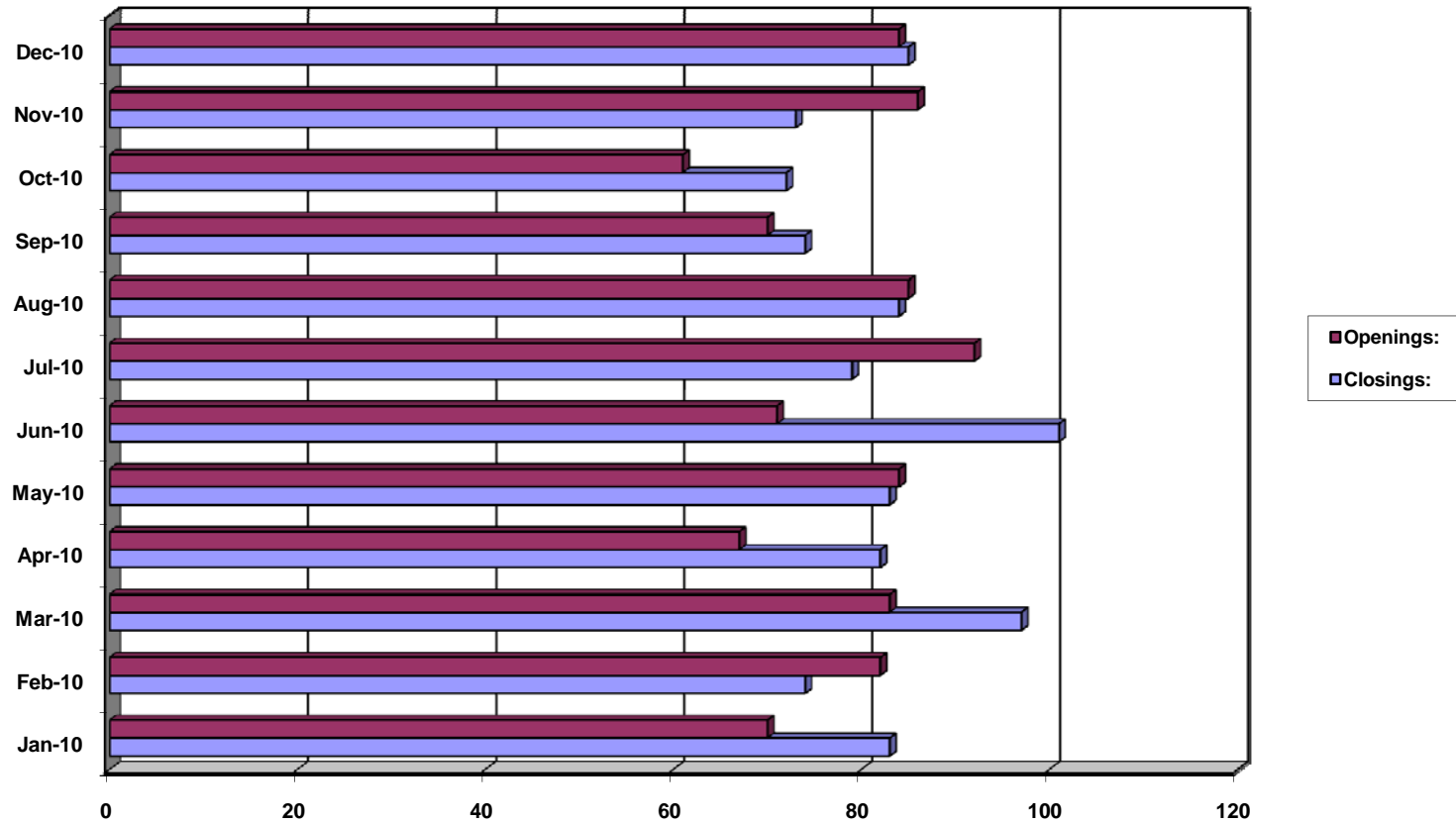
**Bankruptcy Case Filings and Closings Five Year Comparison** □ 12 Month Period Ending Dec 31, 2010 and Prior 12 Month Intervals

## United States Bankruptcy Court Western District of Tennessee



**United States Bankruptcy Court  
Western District of Tennessee**

**Adversary Openings and Closings  
Jan 1, 2010 - Dec 31, 2010**



	Jan-10	Feb-10	Mar-10	Apr-10	May-10	Jun-10	Jul-10	Aug-10	Sep-10	Oct-10	Nov-10	Dec-10
■ Openings:	70	82	83	67	84	71	92	85	70	61	86	84
■ Closings:	83	74	97	82	83	101	79	84	74	72	73	85