

**UNITED STATES BANKRUPTCY COURT**  
**Western District of Tennessee**  
**PETITIONS FILED FOR TWELVE MONTH PERIODS**  
**BY DIVISIONS**

<b>Jan 1, 2009 - Dec 31, 2009</b>			
	<b>Memphis</b>	<b>Jackson</b>	<b>Totals</b>
Chapter 7	4,069	1,897	5,966
Chapter 11	51	27	78
Chapter 12	0	1	1
Chapter 13	10,379	3,350	13,729
<b>Totals:</b>	<b>14,499</b>	<b>5,275</b>	<b>19,774</b>

<b>Jan 1, 2008 - Dec 31, 2008</b>			
	<b>Memphis</b>	<b>Jackson</b>	<b>Totals</b>
Chapter 7	3,564	1,788	5,352
Chapter 11	28	10	38
Chapter 12	0	0	0
Chapter 13	10,353	3,331	13,684
<b>Totals:</b>	<b>13,945</b>	<b>5,129</b>	<b>19,074</b>

<b>Jan 1, 2007 - Dec 31, 2007</b>			
	<b>Memphis</b>	<b>Jackson</b>	<b>Totals</b>
Chapter 7	3,002	1,487	4,489
Chapter 11	26	7	33
Chapter 12	0	1	1
Chapter 13	10,012	2,722	12,734
<b>Totals:</b>	<b>13,040</b>	<b>4,217</b>	<b>17,257</b>

<b>Jan 1, 2006 - Dec 31, 2006</b>			
	<b>Memphis</b>	<b>Jackson</b>	<b>Totals</b>
Chapter 7	2,291	1,060	3,351
Chapter 11	20	18	38
Chapter 12	0	1	1
Chapter 13	8,539	2,326	10,865
<b>Totals:</b>	<b>10,850</b>	<b>3,405</b>	<b>14,255</b>

<b>2009 Over 2008</b>			
	<b>Memphis</b>	<b>Jackson</b>	<b>Total %</b>
Chapter 7	505	109	11.47%
Chapter 11	23	17	105.26%
Chapter 12	0	1	100%
Chapter 13	26	19	0.33%
<b>Totals:</b>	<b>554</b>	<b>146</b>	<b>3.67%</b>

<b>2009 Over 2008</b>		
	<b>Jackson</b>	<b>Total %</b>
Chapter 7	109	6.10%
Chapter 11	17	170.00%
Chapter 12	1	100%
Chapter 13	19	0.57%
<b>Totals:</b>	<b>146</b>	<b>2.85%</b>

<b>% of Filings by Chap. By Div. Chapter % of</b>			
	<b>Memphis</b>	<b>Jackson</b>	<b>Total Filings</b>
Chapter 7	68%	32%	30%
Chapter 11	65%	35%	0%
Chapter 12	0%	100%	0%
Chapter 13	76%	24%	69%
<b>Totals:</b>	<b>73%</b>	<b>27%</b>	<b>100%</b>

<b>% of Filings by Chap. By Div. Chapter % of</b>			
	<b>Memphis</b>	<b>Jackson</b>	<b>Total Filings</b>
Chapter 7	67%	33%	28%
Chapter 11	74%	26%	0%
Chapter 12	0%	0%	0%
Chapter 13	76%	24%	72%
<b>Totals:</b>	<b>73%</b>	<b>27%</b>	<b>100%</b>

<b>% of Filings by Chap. By Div. Chapter % of</b>			
	<b>Memphis</b>	<b>Jackson</b>	<b>Total Filings</b>
Chapter 7	67%	33%	26%
Chapter 11	79%	21%	0%
Chapter 12	0%	100%	0%
Chapter 13	79%	21%	74%
<b>Totals:</b>	<b>76%</b>	<b>24%</b>	<b>100%</b>

<b>% of Filings by Chap. By Div. Chapter % of</b>			
	<b>Memphis</b>	<b>Jackson</b>	<b>Total Filings</b>
Chapter 7	68%	32%	24%
Chapter 11	53%	47%	0%
Chapter 12	0%	100%	0%
Chapter 13	79%	21%	76%
<b>Totals:</b>	<b>76%</b>	<b>24%</b>	<b>100%</b>

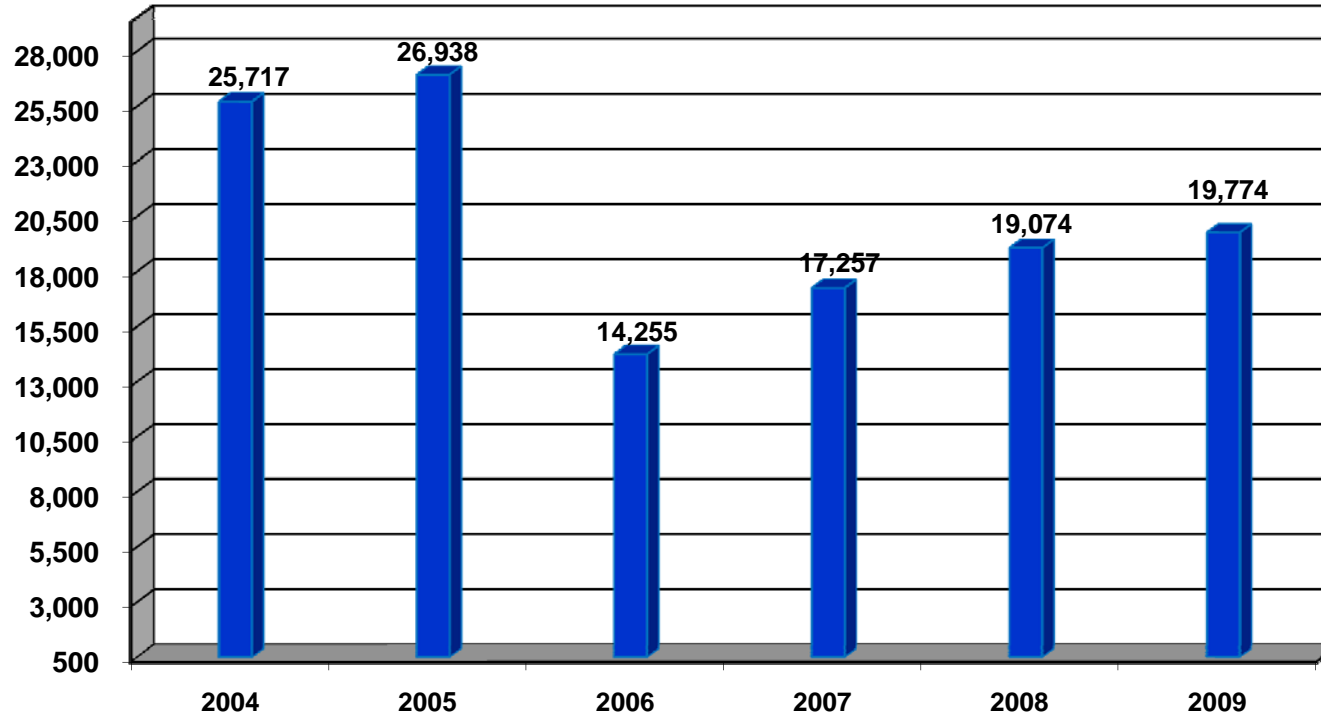
**Overall Change  
2009 Over 2008  
(Both Divisions)**

**3.67%**

<b>2009 Over 2008</b>		
	<b>Memphis</b>	<b>Total %</b>
Chapter 7	505	14.17%
Chapter 11	23	82.14%
Chapter 12	0	0.00%
Chapter 13	26	0.25%
<b>Totals:</b>	<b>554</b>	<b>3.97%</b>

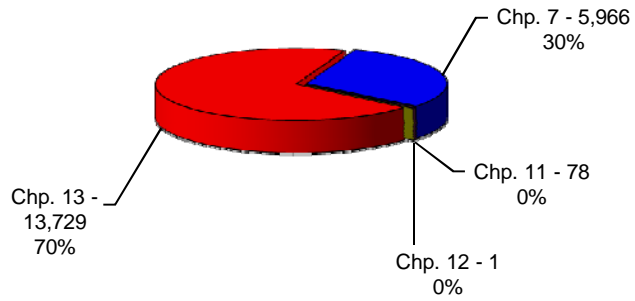
*Calculation of percentages are rounded to two places. .745 would be shown as .75 or 75%, and .744 would be displayed as .74 or 74%.*

**Total Filings For Western District By Year  
12 Month Period Ending Dec 31, 2009  
and Prior 12 Month Intervals**

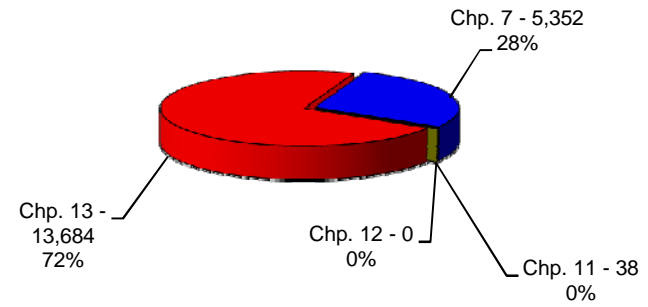


**United States Bankruptcy Court  
Western District of Tennessee**

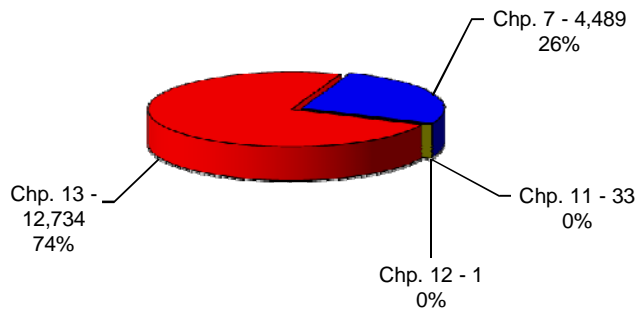
**Bankruptcy Case Filings  
Jan 1, 2009 thru Dec 31, 2009**



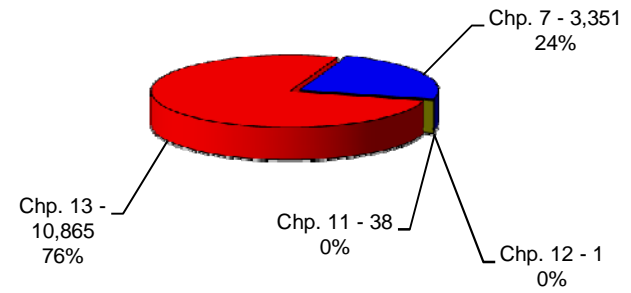
**Bankruptcy Case Filings  
Jan 1, 2008 thru Dec 31, 2008**



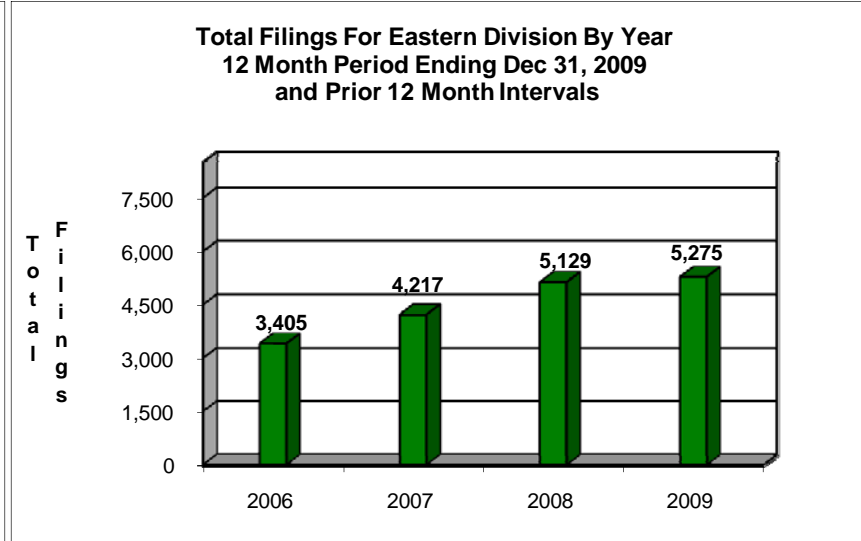
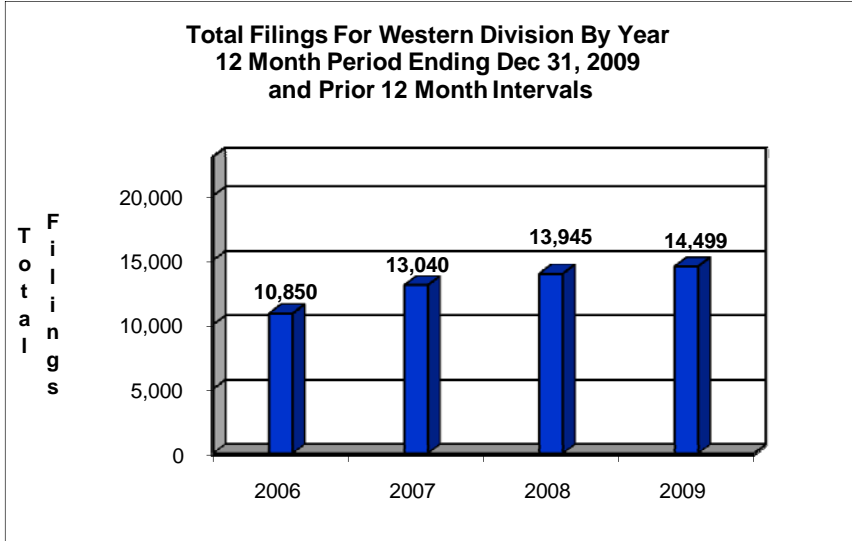
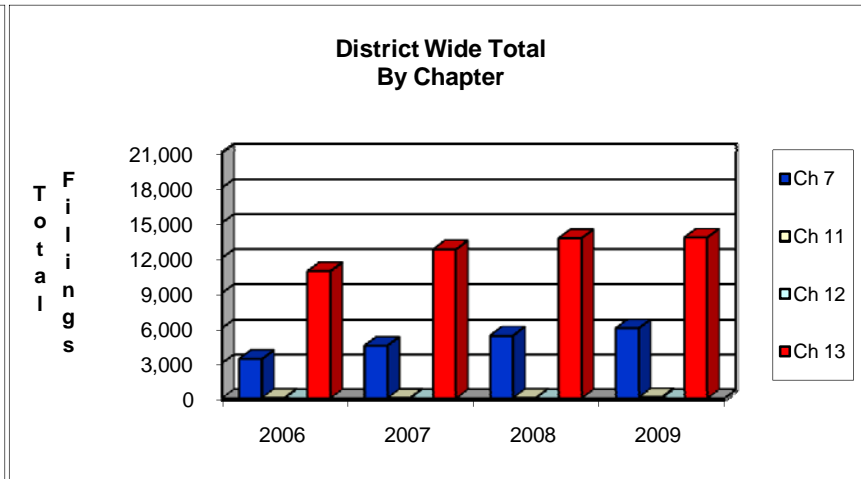
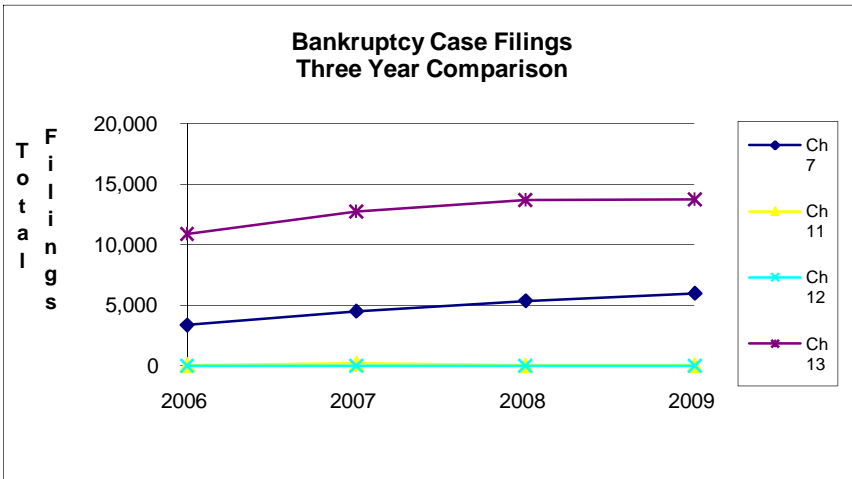
**Bankruptcy Case Filings  
Jan 1, 2007 thru Dec 31, 2007**



**Bankruptcy Case Filings  
Jan 1, 2006 thru Dec 31, 2006**

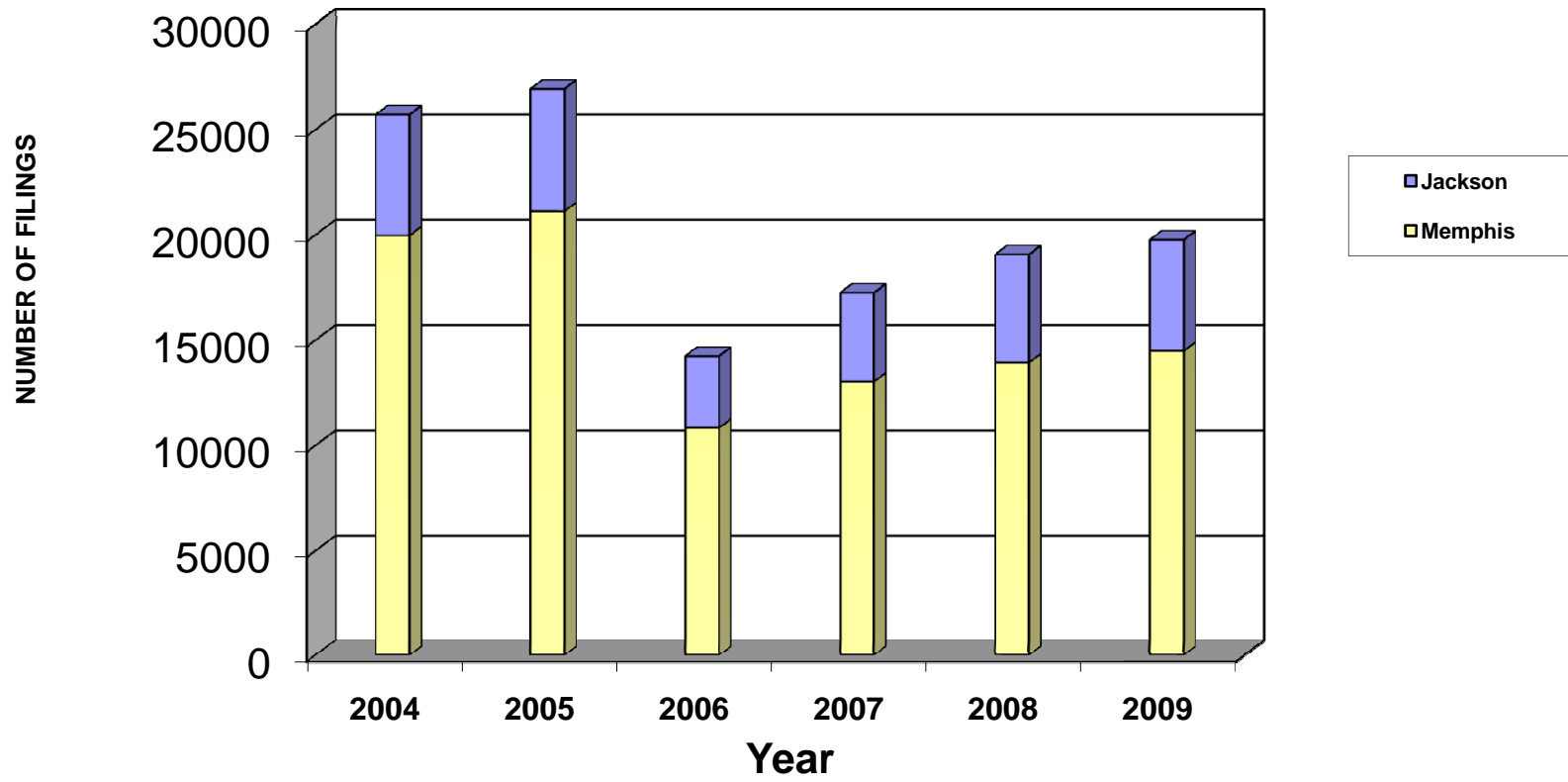


## United States Bankruptcy Court Western District of Tennessee



**NOTE: Data For Each Year was Calculated Beginning Dec 31, 2009 and Extending Backwards Twelve Months**

**Bankruptcy Yearly Case Filings  
Western District of Tennessee**



**UNITED STATES BANKRUPTCY COURT**  
**Western District of Tennessee**  
**PETITIONS CLOSED FOR TWELVE MONTH PERIODS**  
**BY DIVISIONS**

<b>Jan 1, 2009 - Dec 31, 2009</b>			
	<b>Memphis</b>	<b>Jackson</b>	<b>Totals</b>
Chapter 7	4,522	2,194	6,716
Chapter 11	32	11	43
Chapter 12	0	1	1
Chapter 13	11,433	2,805	14,238
<b>Totals:</b>	<b>15,987</b>	<b>5,011</b>	<b>20,998</b>

<b>Jan 1, 2008 - Dec 31, 2008</b>			
	<b>Memphis</b>	<b>Jackson</b>	<b>Totals</b>
Chapter 7	3,362	1,729	5,091
Chapter 11	20	9	29
Chapter 12	0	2	2
Chapter 13	10,872	2,117	12,989
<b>Totals:</b>	<b>14,254</b>	<b>3,857</b>	<b>18,111</b>

<b>Jan 1, 2007 - Dec 31, 2007</b>			
	<b>Memphis</b>	<b>Jackson</b>	<b>Totals</b>
Chapter 7	3,043	1,418	4,461
Chapter 11	152	20	172
Chapter 12	0	0	0
Chapter 13	8,754	2,582	11,336
<b>Totals:</b>	<b>11,949</b>	<b>4,020</b>	<b>15,969</b>

<b>Jan 1, 2006 - Dec 31, 2006</b>			
	<b>Memphis</b>	<b>Jackson</b>	<b>Totals</b>
Chapter 7	6,533	1,791	8,324
Chapter 11	34	18	52
Chapter 12	0	0	0
Chapter 13	11,711	2,569	14,280
<b>Totals:</b>	<b>18,278</b>	<b>4,378</b>	<b>22,656</b>

<b>2009 Over 2008</b>			
	<b>Memphis</b>	<b>Jackson</b>	<b>Total %</b>
Chapter 7	1,160	465	31.92%
Chapter 11	12	2	48.28%
Chapter 12	0	(1)	-50.00%
Chapter 13	561	688	9.62%
<b>Totals:</b>	<b>1,733</b>	<b>1,154</b>	<b>15.94%</b>

<b>2009 Over 2008</b>		
	<b>Jackson</b>	<b>Total %</b>
Chapter 7	465	26.89%
Chapter 11	2	22.22%
Chapter 12	(1)	-50.00%
Chapter 13	688	32.50%
<b>Totals:</b>	<b>1,154</b>	<b>29.92%</b>

<b>% of Closings by Chap. By Div. Chapter % of</b>			
	<b>Memphis</b>	<b>Jackson</b>	<b>Total Closings</b>
Chapter 7	67%	33%	32%
Chapter 11	74%	26%	0%
Chapter 12	0%	100%	0%
Chapter 13	80%	20%	68%
<b>Totals:</b>	<b>76%</b>	<b>24%</b>	<b>100%</b>

<b>% of Closings by Chap. By Div. Chapter % of</b>			
	<b>Memphis</b>	<b>Jackson</b>	<b>Total Closings</b>
Chapter 7	66%	34%	28%
Chapter 11	69%	31%	0%
Chapter 12	0%	100%	0%
Chapter 13	84%	16%	72%
<b>Totals:</b>	<b>79%</b>	<b>21%</b>	<b>100%</b>

<b>% of Closings by Chap. By Div. Chapter % of</b>			
	<b>Memphis</b>	<b>Jackson</b>	<b>Total Closings</b>
Chapter 7	68%	32%	28%
Chapter 11	88%	12%	1%
Chapter 12	0%	0%	0%
Chapter 13	77%	23%	71%
<b>Totals:</b>	<b>75%</b>	<b>25%</b>	<b>100%</b>

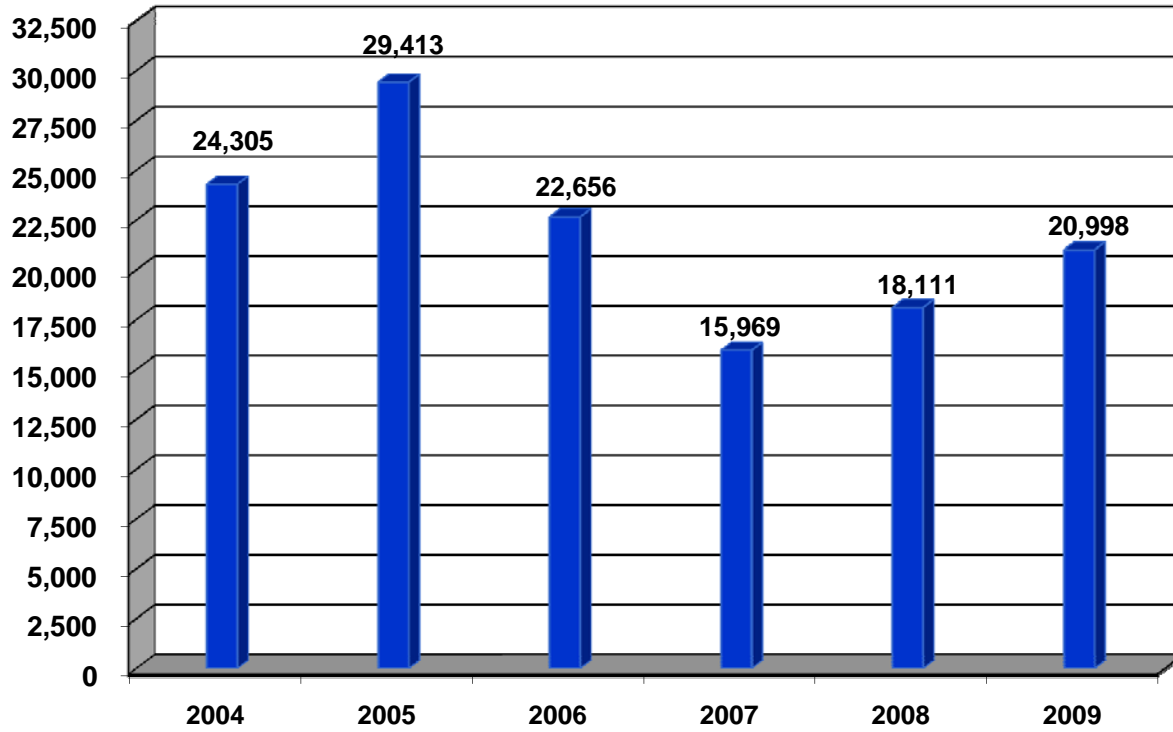
<b>% of Closings by Chap. By Div. Chapter % of</b>			
	<b>Memphis</b>	<b>Jackson</b>	<b>Total Closings</b>
Chapter 7	78%	22%	37%
Chapter 11	65%	35%	0%
Chapter 12	0%	0%	0%
Chapter 13	82%	18%	63%
<b>Totals:</b>	<b>81%</b>	<b>19%</b>	<b>100%</b>

<b>Overall Change 2009 Over 2008 (Both Divisions)</b>
<b>15.94%</b>
<b>2009 Over 2008</b>

	<b>Memphis</b>	<b>Total %</b>
Chapter 7	1,160	34.50%
Chapter 11	12	60.00%
Chapter 12	0	0.00%
Chapter 13	561	5.16%
<b>Totals:</b>	<b>1,733</b>	<b>12.16%</b>

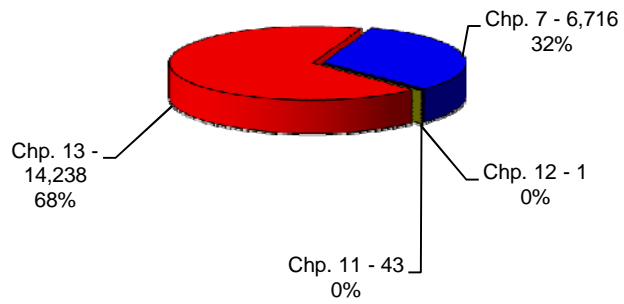
*Calculation of percentages are rounded to two places. .745 would be shown as .75 or 75%, and .744 would be displayed as .74 or 74%.*

**Total Closings For Western District By Year  
12 Month Period Ending Dec 31, 2009  
and Prior 12 Month Intervals**

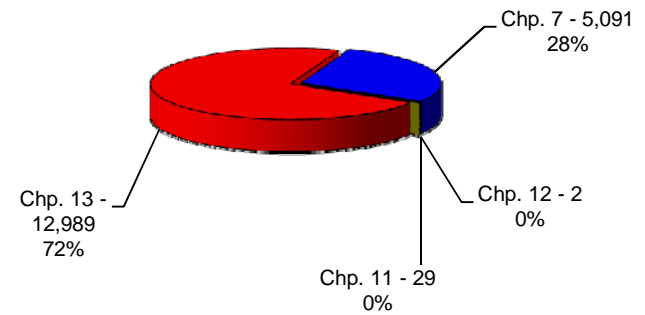


**United States Bankruptcy Court  
Western District of Tennessee**

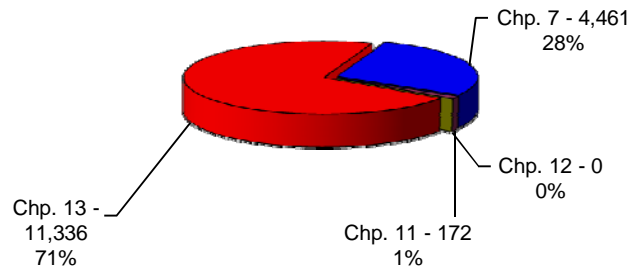
**Bankruptcy Case Closings  
Jan 1, 2009 thru Dec 31, 2009**



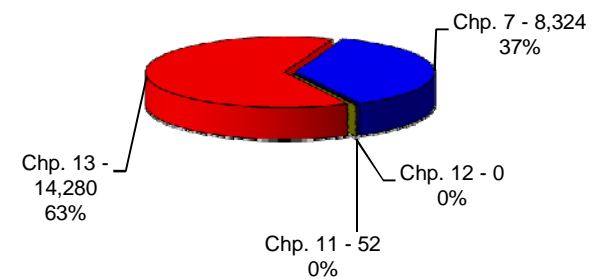
**Bankruptcy Case Closings  
Jan 1, 2008 thru Dec 31, 2008**



**Bankruptcy Case Closings  
Jan 1, 2007 thru Dec 31, 2007**

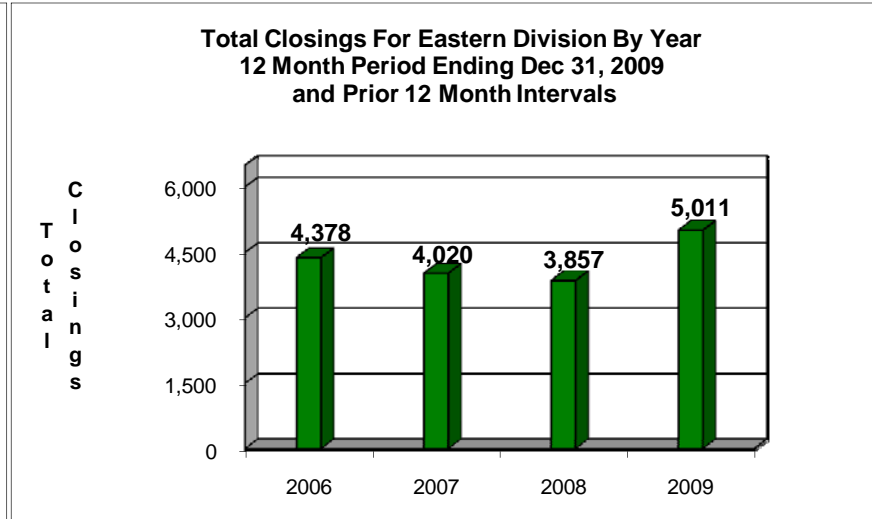
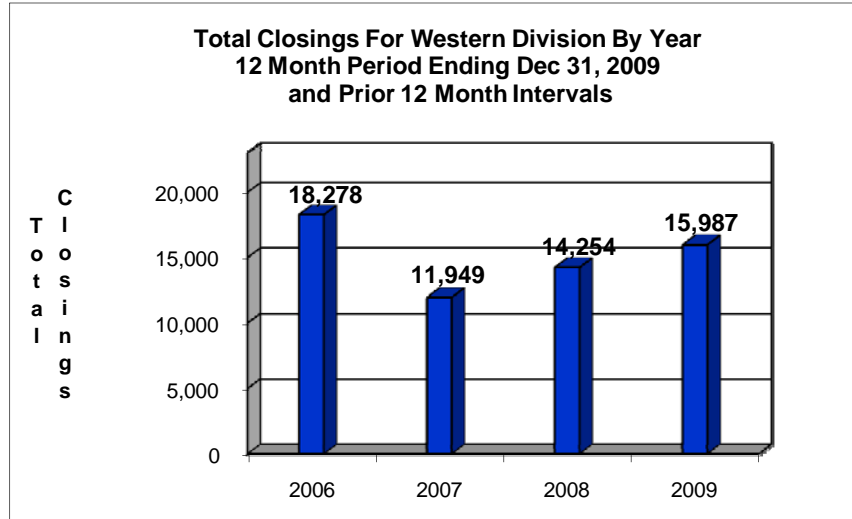
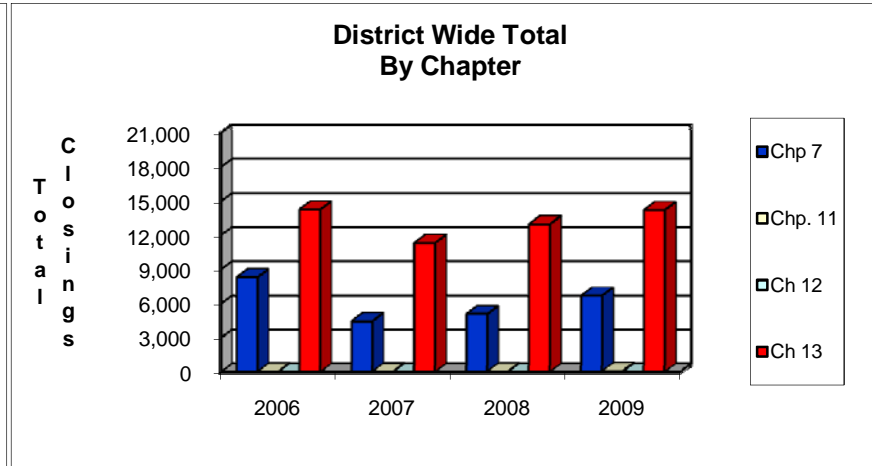
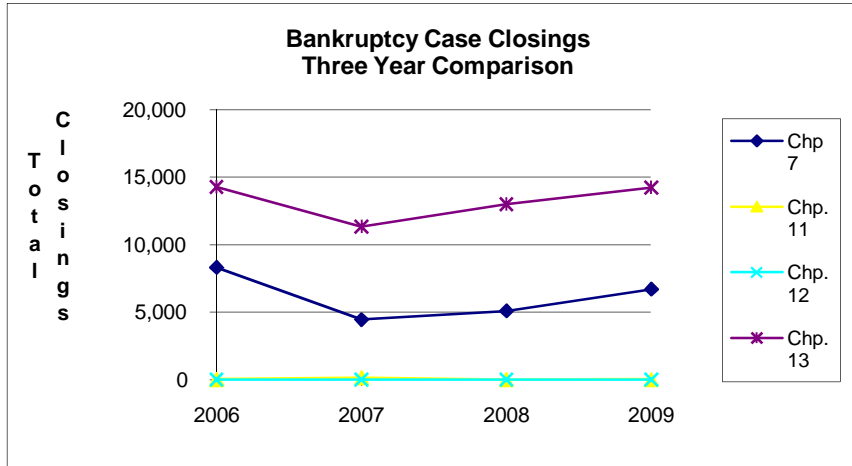


**Bankruptcy Case Closings  
Jan 1, 2006 thru Dec 31, 2006**



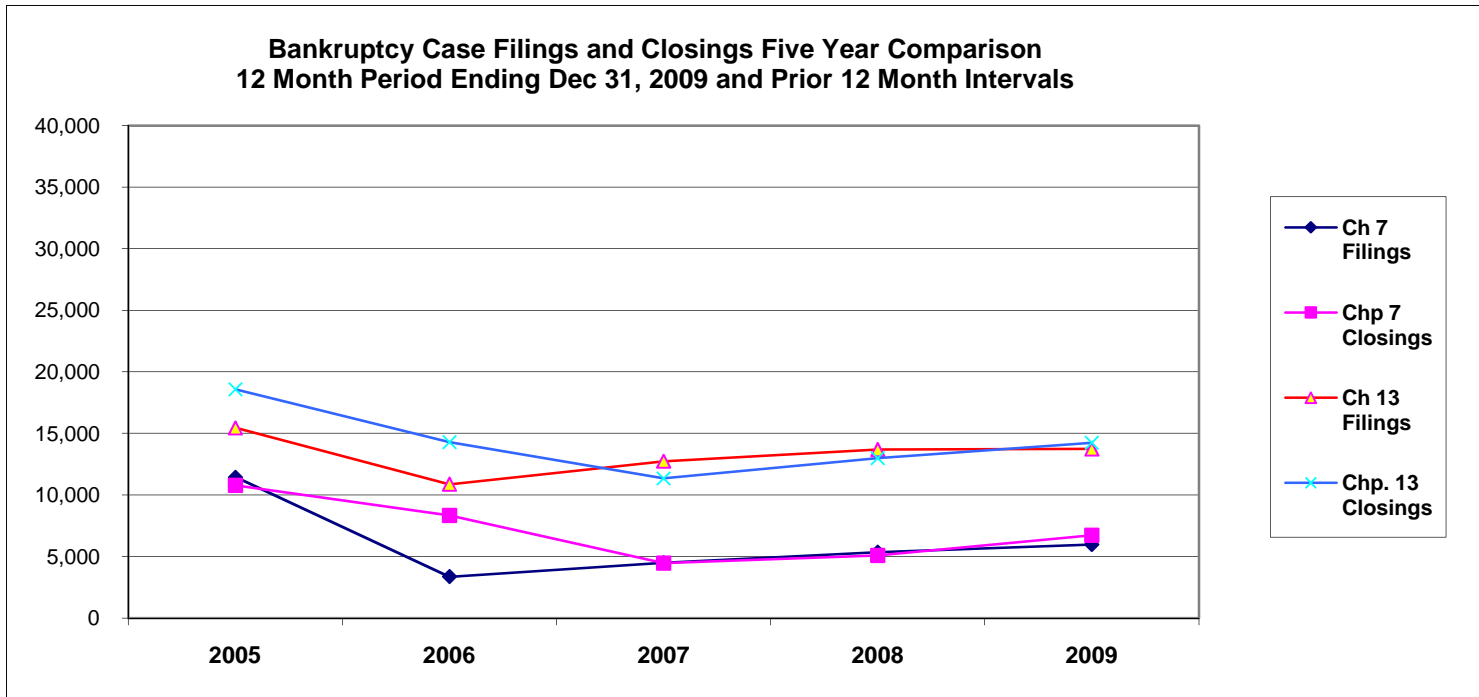


## United States Bankruptcy Court Western District of Tennessee



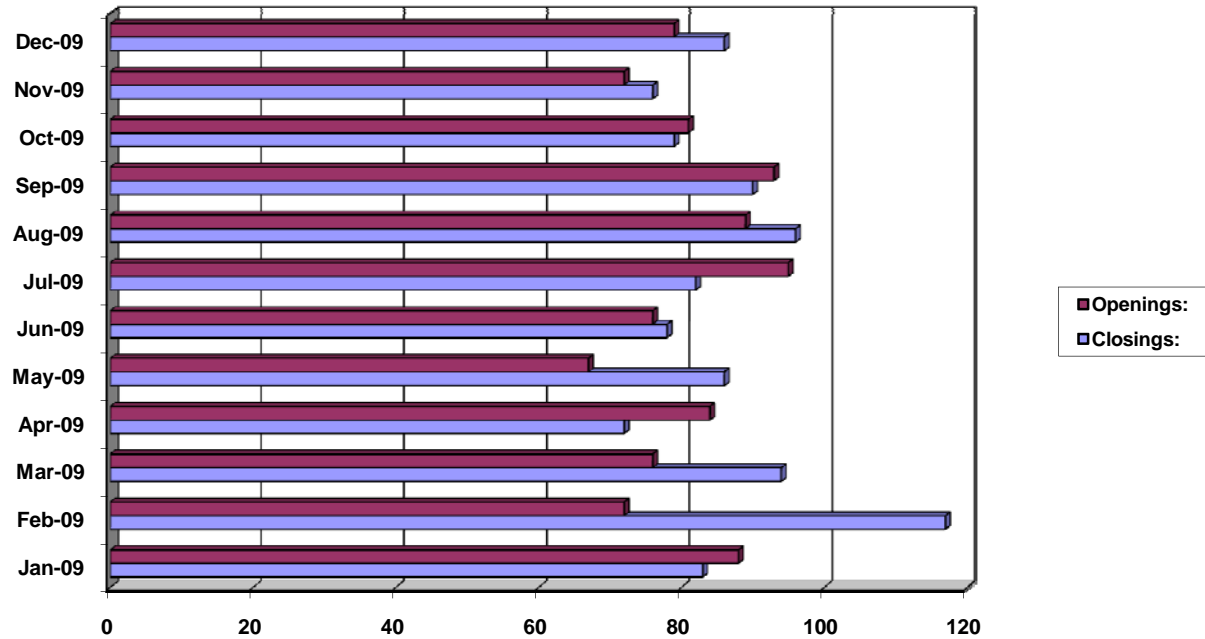
**NOTE: Data For Each Year was Calculated Beginning Dec 31, 2009 and Extending Backwards Twelve Months**

**United States Bankruptcy Court  
Western District of Tennessee**



**United States Bankruptcy Court  
Western District of Tennessee**

**Adversary Openings and Closings  
Jan 1, 2009 - Dec 31, 2009**



	Jan-09	Feb-09	Mar-09	Apr-09	May-09	Jun-09	Jul-09	Aug-09	Sep-09	Oct-09	Nov-09	Dec-09
■ Openings:	88	72	76	84	67	76	95	89	93	81	72	79
■ Closings:	83	117	94	72	86	78	82	96	90	79	76	86