

UNITED STATES BANKRUPTCY COURT
Western District of Tennessee
PETITIONS FILED FOR TWELVE MONTH PERIODS
BY DIVISIONS

| Jan 01, 2007 - Dec 31, 2007 | | | |
|------------------------------------|----------------|----------------|---------------|
| | Memphis | Jackson | Totals |
| Chapter 7 | 2,615 | 1,318 | 3,933 |
| Chapter 9 | 0 | 0 | 0 |
| Chapter 11 | 26 | 10 | 36 |
| Chapter 12 | 0 | 1 | 1 |
| Chapter 13 | 10,399 | 2,886 | 13,285 |
| Totals: | 13,040 | 4,215 | 17,255 |

| Jan 01, 2006 - Dec 31, 2006 | | | |
|------------------------------------|----------------|----------------|---------------|
| | Memphis | Jackson | Totals |
| Chapter 7 | 2,094 | 986 | 3,080 |
| Chapter 9 | 0 | 0 | 0 |
| Chapter 11 | 20 | 18 | 38 |
| Chapter 12 | 0 | 1 | 1 |
| Chapter 13 | 8,736 | 2,400 | 11,136 |
| Totals: | 10,850 | 3,405 | 14,255 |

| Jan 01, 2005 - Dec 31, 2005 | | | |
|------------------------------------|----------------|----------------|---------------|
| | Memphis | Jackson | Totals |
| Chapter 7 | 8,289 | 2,914 | 11,203 |
| Chapter 9 | 0 | 0 | 0 |
| Chapter 11 | 27 | 26 | 53 |
| Chapter 12 | 0 | 0 | 0 |
| Chapter 13 | 12,817 | 2,865 | 15,682 |
| Totals: | 21,133 | 5,805 | 26,938 |

| Jan 01, 2004 - Dec 31, 2004 | | | |
|------------------------------------|----------------|----------------|---------------|
| | Memphis | Jackson | Totals |
| Chapter 7 | 6,333 | 2,503 | 8,836 |
| Chapter 9 | 0 | 0 | 0 |
| Chapter 11 | 25 | 22 | 47 |
| Chapter 12 | 0 | 0 | 0 |
| Chapter 13 | 13,619 | 3,215 | 16,834 |
| Totals: | 19,977 | 5,740 | 25,717 |

| 2007 Over 2006 | | | |
|-----------------------|----------------|----------------|----------------|
| | Memphis | Jackson | Total % |
| Chapter 7 | 521 | 332 | 27.69% |
| Chapter 9 | 0 | 0 | 0.00% |
| Chapter 11 | 6 | (8) | -5.26% |
| Chapter 12 | 0 | 0 | 0.00% |
| Chapter 13 | 1,663 | 486 | 19.30% |
| Totals: | 2,190 | 810 | 21.05% |

| 2007 Over 2006 | | |
|-----------------------|----------------|----------------|
| | Jackson | Total % |
| Chapter 7 | 332 | 33.67% |
| Chapter 9 | 0 | 0.00% |
| Chapter 11 | (8) | -44.44% |
| Chapter 12 | 0 | 0.00% |
| Chapter 13 | 486 | 20.25% |
| Totals: | 810 | 23.79% |

| % of Filings by Chap. By Div. Chapter % of | | | |
|---|----------------|----------------|----------------------|
| | Memphis | Jackson | Total Filings |
| Chapter 7 | 66% | 34% | 23% |
| Chapter 9 | 0% | 0% | 0% |
| Chapter 11 | 72% | 28% | 0% |
| Chapter 12 | 0% | 100% | 0% |
| Chapter 13 | 78% | 22% | 77% |
| Totals: | 76% | 24% | 100% |

| % of Filings by Chap. By Div. Chapter % of | | | |
|---|----------------|----------------|----------------------|
| | Memphis | Jackson | Total Filings |
| Chapter 7 | 68% | 32% | 22% |
| Chapter 9 | 0% | 0% | 0% |
| Chapter 11 | 53% | 47% | 0% |
| Chapter 12 | 0% | 100% | 0% |
| Chapter 13 | 78% | 22% | 78% |
| Totals: | 76% | 24% | 100% |

| % of Filings by Chap. By Div. Chapter % of | | | |
|---|----------------|----------------|----------------------|
| | Memphis | Jackson | Total Filings |
| Chapter 7 | 74% | 26% | 42% |
| Chapter 9 | 0% | 0% | 0% |
| Chapter 11 | 51% | 49% | 0% |
| Chapter 12 | 0% | 0% | 0% |
| Chapter 13 | 82% | 18% | 58% |
| Totals: | 78% | 22% | 100% |

| % of Filings by Chap. By Div. Chapter % of | | | |
|---|----------------|----------------|----------------------|
| | Memphis | Jackson | Total Filings |
| Chapter 7 | 72% | 28% | 34% |
| Chapter 9 | 0% | 0% | 0% |
| Chapter 11 | 53% | 47% | 0% |
| Chapter 12 | 0% | 0% | 0% |
| Chapter 13 | 81% | 19% | 65% |
| Totals: | 78% | 22% | 100% |

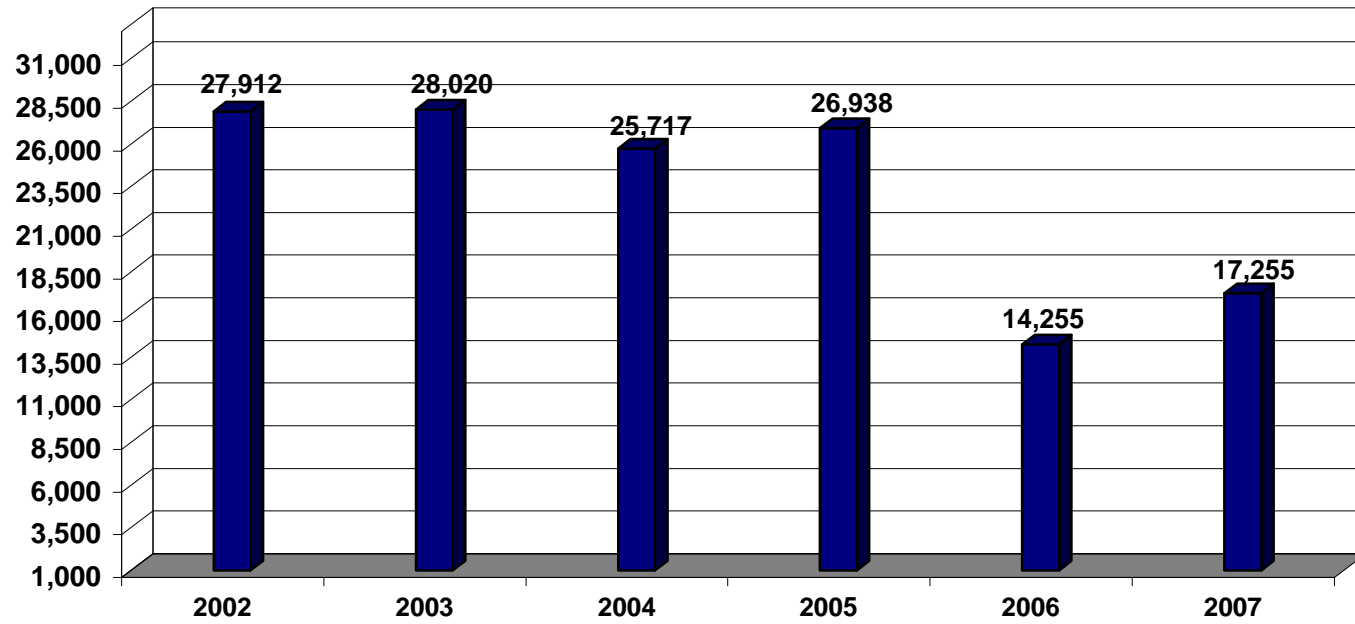
**Overall Change
2007 Over 2006
(Both Divisions)**

21.05%

| 2007 Over 2006 | | |
|-----------------------|----------------|----------------|
| | Memphis | Total % |
| Chapter 7 | 521 | 24.88% |
| Chapter 9 | 0 | 0.00% |
| Chapter 11 | 6 | 30.00% |
| Chapter 12 | 0 | 0.00% |
| Chapter 13 | 1,663 | 19.04% |
| Totals: | 2,190 | 20.18% |

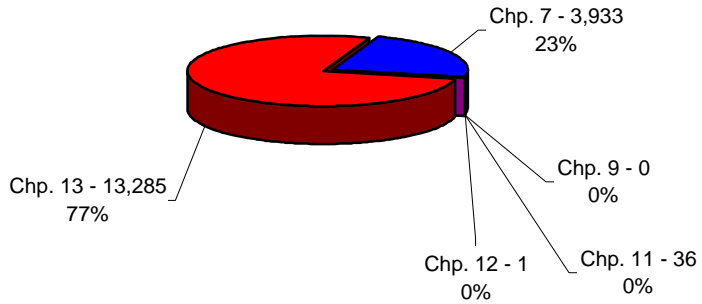
Calculation of percentages are rounded to two places. .745 would be shown as .75 or 75%, and .744 would be displayed as .74 or 74%.

**Total Filings For Western District By Year
12 Month Period Ending Dec 31, 2007
and 12 Prior Month Intervals**

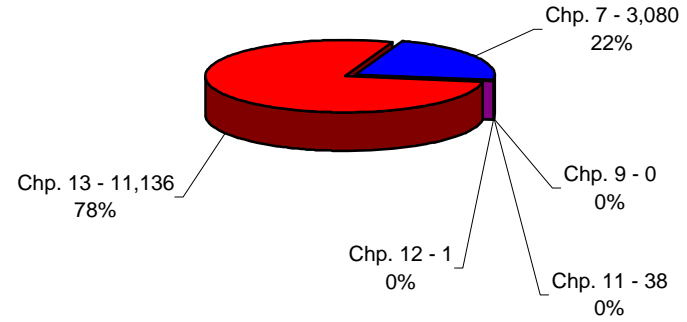


**United States Bankruptcy Court
Western District of Tennessee**

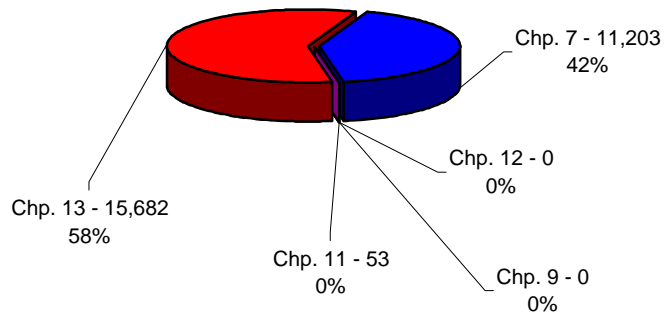
**Bankruptcy Case Filings
Jan 01, 2007 thru Dec 31, 2007**



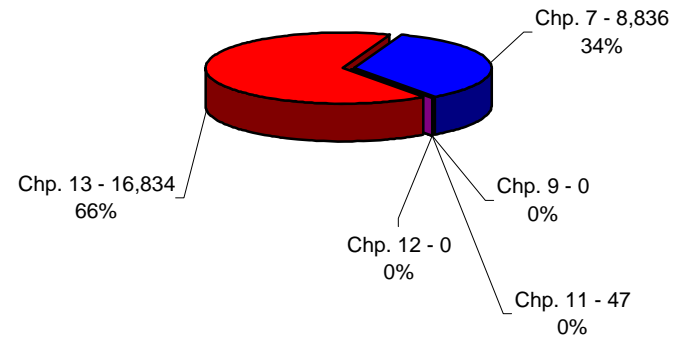
**Bankruptcy Case Filings
Jan 01, 2006 thru Dec 31, 2006**



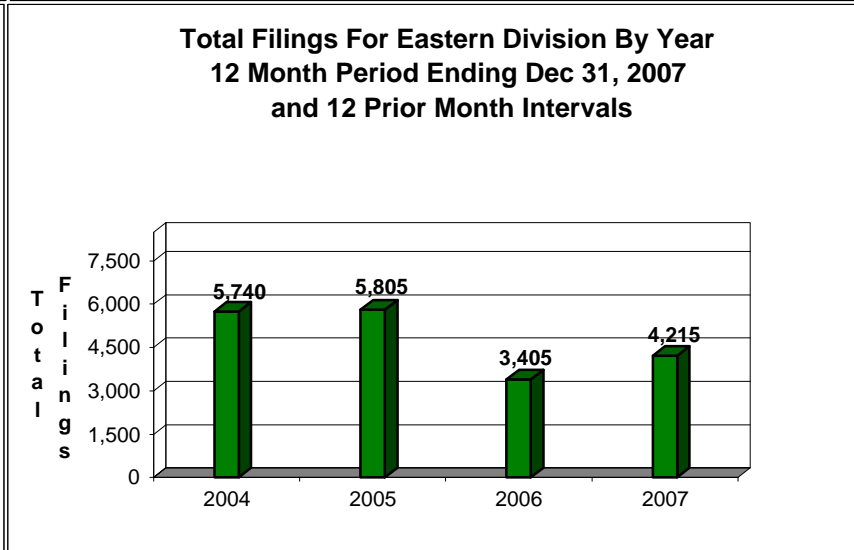
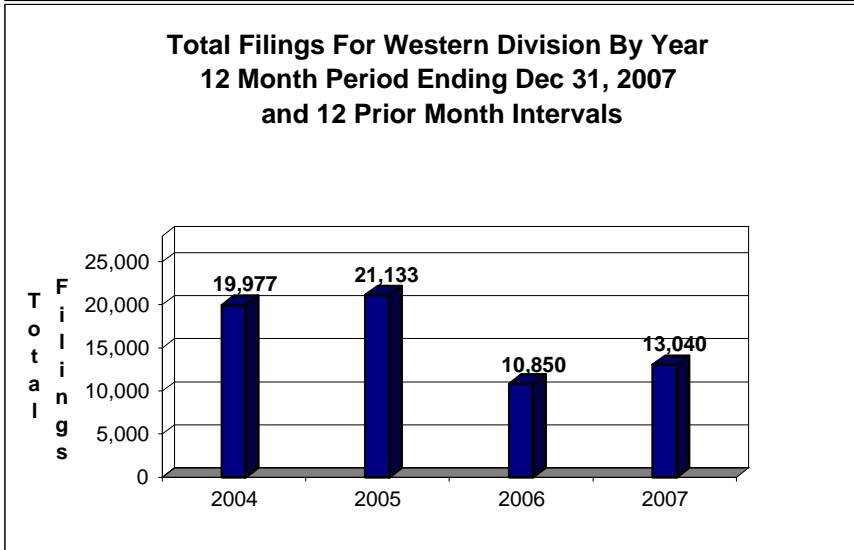
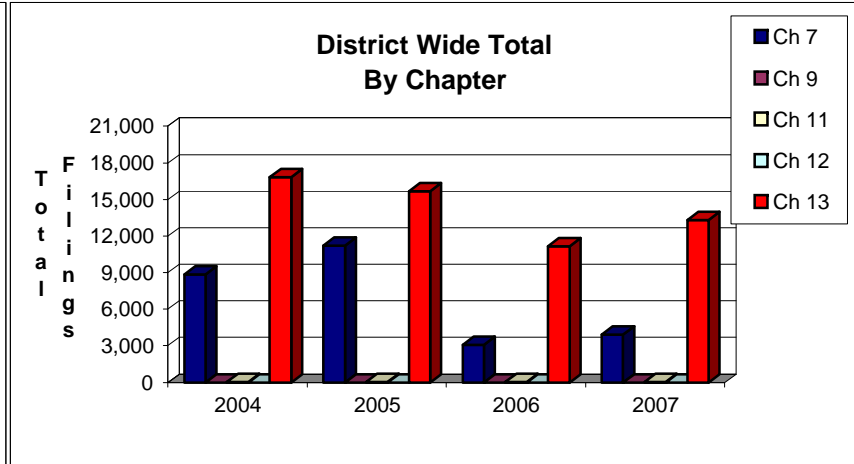
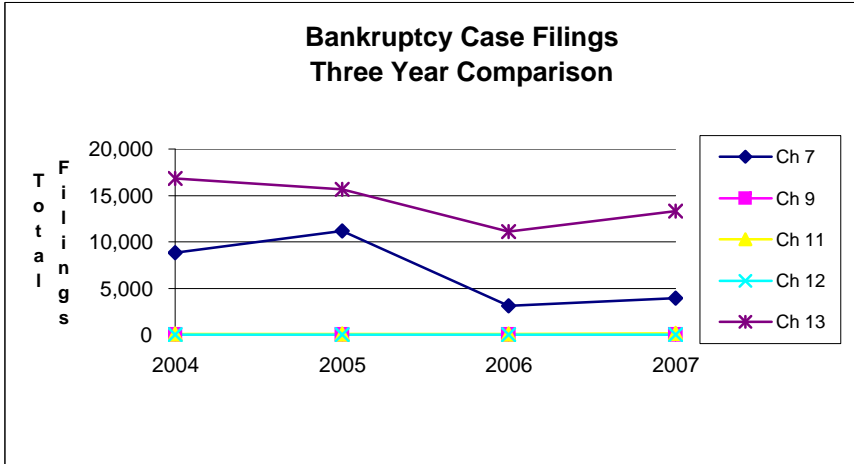
**Bankruptcy Case Filings
Jan 01, 2005 thru Dec 31, 2005**



**Bankruptcy Case Filings
Jan 01, 2004 thru Dec 31, 2004**

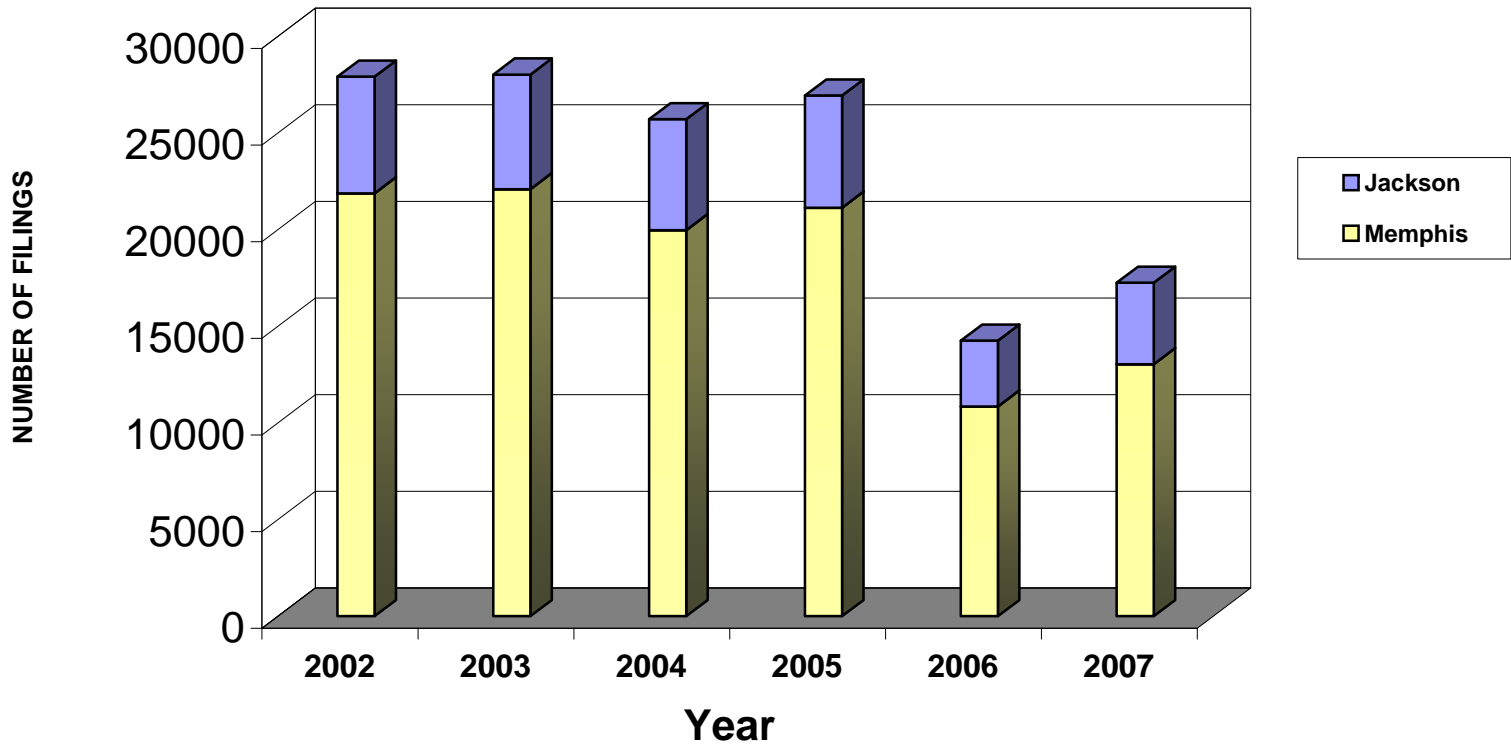


United States Bankruptcy Court Western District of Tennessee



NOTE: Data For Each Year was Calculated Beginning Dec 31, 2007 And Extending Backwards Twelve Months

**Bankruptcy Monthly Case Filings
Western District of Tennessee**



UNITED STATES BANKRUPTCY COURT
Western District of Tennessee
PETITIONS CLOSED FOR TWELVE MONTH PERIODS
BY DIVISIONS

| Jan 01, 2007 - Dec 31, 2007 | | | |
|------------------------------------|----------------|----------------|---------------|
| | Memphis | Jackson | Totals |
| Chapter 7 | 3,080 | 1,424 | 4,504 |
| Chapter 9 | 0 | 0 | 0 |
| Chapter 11 | 152 | 20 | 172 |
| Chapter 12 | 0 | 0 | 0 |
| Chapter 13 | 8,762 | 2,586 | 11,348 |
| Totals: | 11,994 | 4,030 | 16,024 |

| Jan 01, 2006 - Dec 31, 2006 | | | |
|------------------------------------|----------------|----------------|---------------|
| | Memphis | Jackson | Totals |
| Chapter 7 | 6,545 | 1,793 | 8,338 |
| Chapter 9 | 0 | 0 | 0 |
| Chapter 11 | 34 | 18 | 52 |
| Chapter 12 | 0 | 0 | 0 |
| Chapter 13 | 11,712 | 2,571 | 14,283 |
| Totals: | 18,291 | 4,382 | 22,673 |

| Jan 01, 2005 - Dec 31, 2005 | | | |
|------------------------------------|----------------|----------------|---------------|
| | Memphis | Jackson | Totals |
| Chapter 7 | 8,038 | 2,752 | 10,790 |
| Chapter 9 | 0 | 0 | 0 |
| Chapter 11 | 34 | 29 | 63 |
| Chapter 12 | 0 | 1 | 1 |
| Chapter 13 | 15,701 | 2,867 | 18,568 |
| Totals: | 23,773 | 5,649 | 29,422 |

| Jan 01, 2004 - Dec 31, 2004 | | | |
|------------------------------------|----------------|----------------|---------------|
| | Memphis | Jackson | Totals |
| Chapter 7 | 5,111 | 3,301 | 8,412 |
| Chapter 9 | 0 | 0 | 0 |
| Chapter 11 | 29 | 48 | 77 |
| Chapter 12 | 0 | 5 | 5 |
| Chapter 13 | 12,703 | 3,114 | 15,817 |
| Totals: | 17,843 | 6,468 | 24,311 |

| 2007 Over 2006 | | | |
|-----------------------|----------------|----------------|----------------|
| | Memphis | Jackson | Total % |
| Chapter 7 | (3,465) | (369) | -45.98% |
| Chapter 9 | 0 | 0 | 0.00% |
| Chapter 11 | 118 | 2 | 230.77% |
| Chapter 12 | 0 | 0 | 0.00% |
| Chapter 13 | (2,950) | 15 | -20.55% |
| Totals: | (6,297) | (352) | -29.33% |

| 2007 Over 2006 | | |
|-----------------------|----------------|----------------|
| | Jackson | Total % |
| Chapter 7 | (369) | -20.58% |
| Chapter 9 | 0 | 0.00% |
| Chapter 11 | 2 | 11.11% |
| Chapter 12 | 0 | 0.00% |
| Chapter 13 | 15 | 0.58% |
| Totals: | (352) | -8.03% |

| % of Closings by Chap. By Div. Chapter % of | | | |
|--|----------------|----------------|-----------------------|
| | Memphis | Jackson | Total Closings |
| Chapter 7 | 68% | 32% | 28% |
| Chapter 9 | 0% | 0% | 0% |
| Chapter 11 | 88% | 12% | 1% |
| Chapter 12 | 0% | 0% | 0% |
| Chapter 13 | 77% | 23% | 71% |
| Totals: | 75% | 25% | 100% |

| % of Closings by Chap. By Div. Chapter % of | | | |
|--|----------------|----------------|-----------------------|
| | Memphis | Jackson | Total Closings |
| Chapter 7 | 78% | 22% | 37% |
| Chapter 9 | 0% | 0% | 0% |
| Chapter 11 | 65% | 35% | 0% |
| Chapter 12 | 0% | 0% | 0% |
| Chapter 13 | 82% | 18% | 63% |
| Totals: | 81% | 19% | 100% |

| % of Closings by Chap. By Div. Chapter % of | | | |
|--|----------------|----------------|-----------------------|
| | Memphis | Jackson | Total Closings |
| Chapter 7 | 74% | 26% | 37% |
| Chapter 9 | 0% | 0% | 0% |
| Chapter 11 | 54% | 46% | 0% |
| Chapter 12 | 0% | 100% | 0% |
| Chapter 13 | 85% | 15% | 63% |
| Totals: | 81% | 19% | 100% |

| % of Closings by Chap. By Div. Chapter % of | | | |
|--|----------------|----------------|-----------------------|
| | Memphis | Jackson | Total Closings |
| Chapter 7 | 61% | 39% | 35% |
| Chapter 9 | 0% | 0% | 0% |
| Chapter 11 | 38% | 62% | 0% |
| Chapter 12 | 0% | 100% | 0% |
| Chapter 13 | 80% | 20% | 65% |
| Totals: | 73% | 27% | 100% |

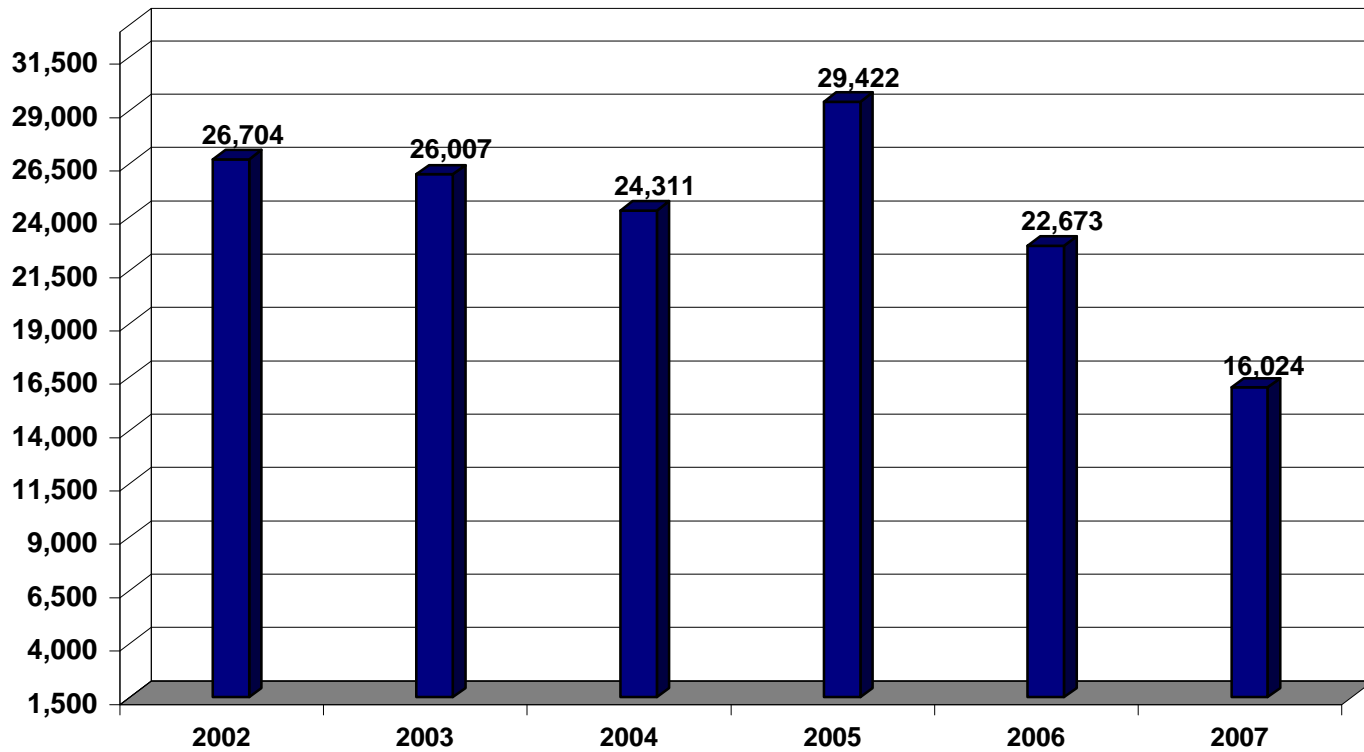
**Overall Change
2007 Over 2006
(Both Divisions)**

-29.33%

| 2007 Over 2006 | | |
|-----------------------|----------------|----------------|
| | Memphis | Total % |
| Chapter 7 | (3,465) | -52.94% |
| Chapter 9 | 0 | 0.00% |
| Chapter 11 | 118 | 347.06% |
| Chapter 12 | 0 | 0.00% |
| Chapter 13 | (2,950) | -25.19% |
| Totals: | (6,297) | -34.43% |

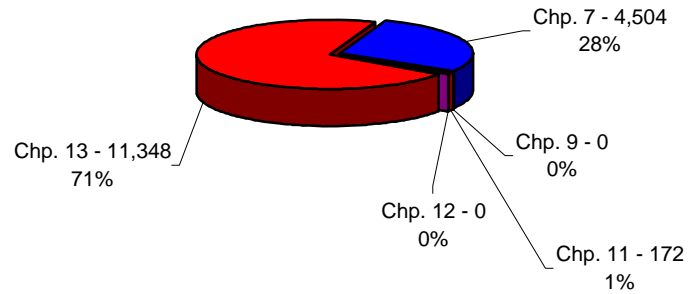
Calculation of percentages are rounded to two places. .745 would be shown as .75 or 75%, and .744 would be displayed as .74 or 74%.

**Total Closings For Western District By Year
12 Month Period Ending Dec 31, 2007
and 12 Prior Month Intervals**

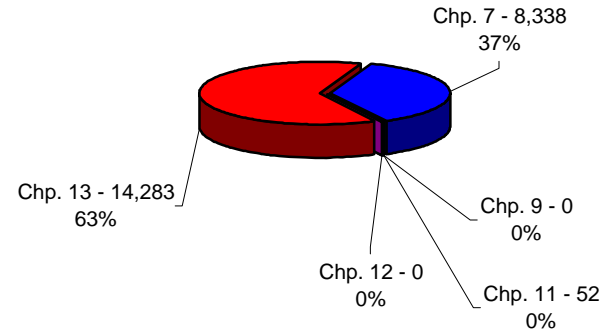


**United States Bankruptcy Court
Western District of Tennessee**

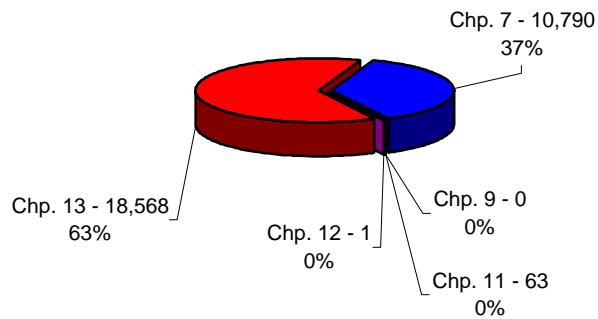
**Bankruptcy Case Closings
Jan 01, 2007 thru Dec 31, 2007**



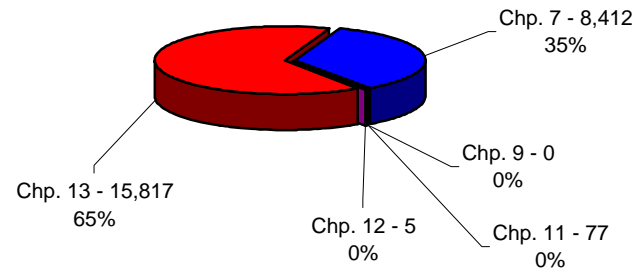
**Bankruptcy Case Closings
Jan 01, 2006 thru Dec 31, 2006**



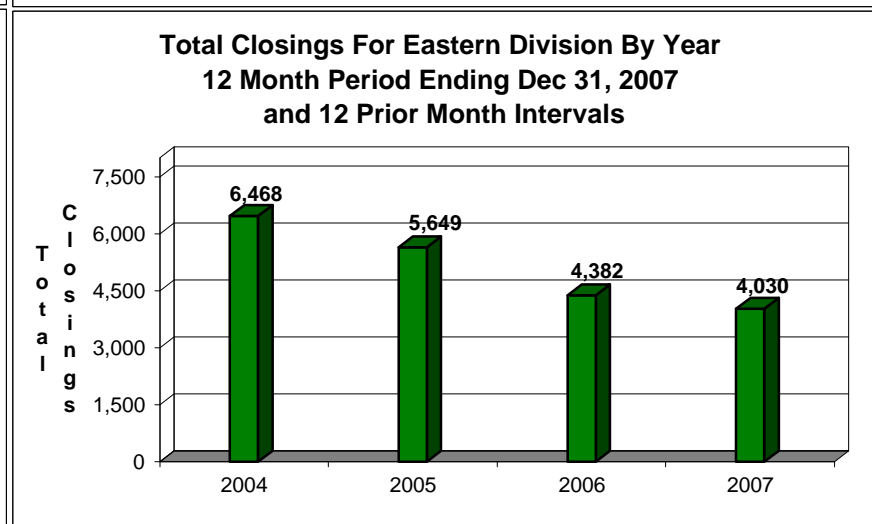
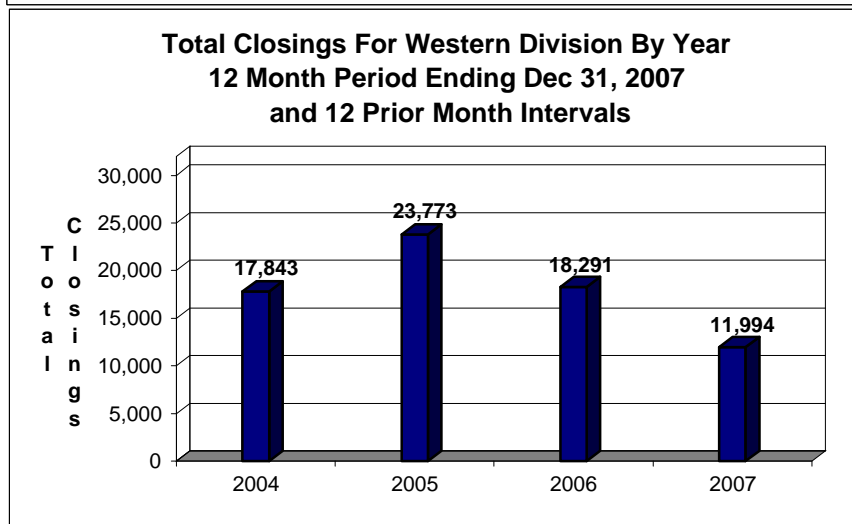
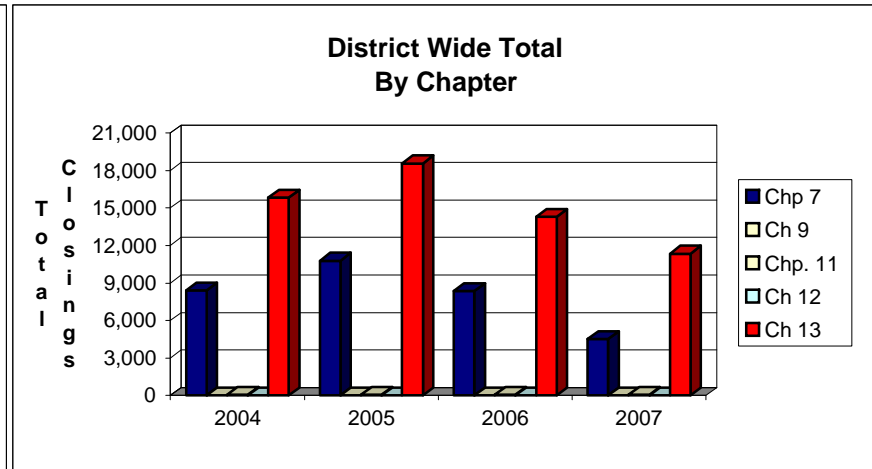
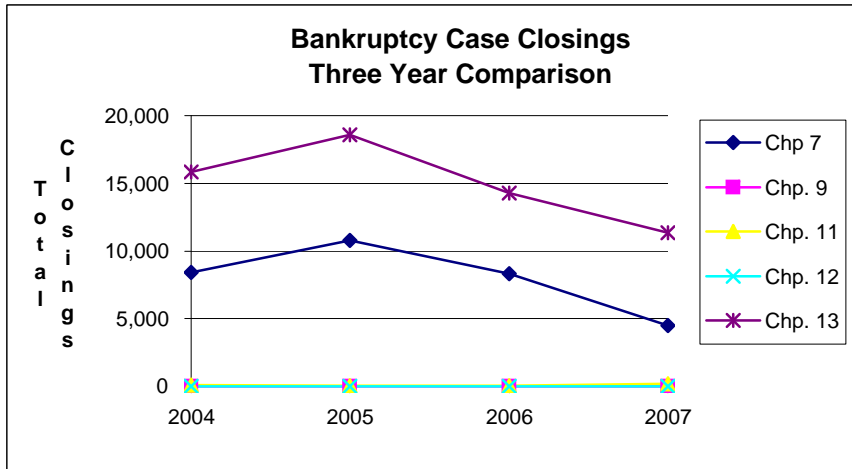
**Bankruptcy Case Closings
Jan 01, 2005 thru Dec 31, 2005**



**Bankruptcy Case Closings
Jan 01, 2004 thru Dec 31, 2004**

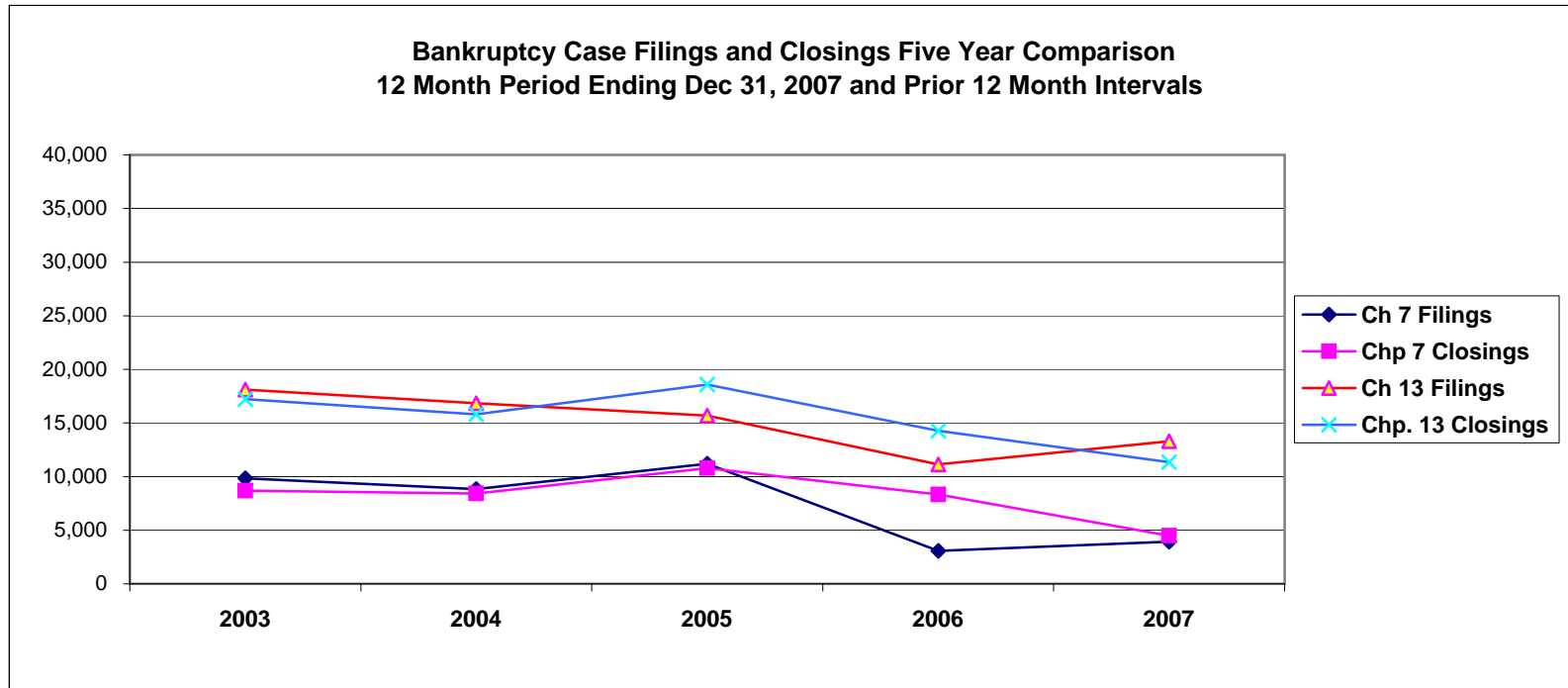


United States Bankruptcy Court Western District of Tennessee



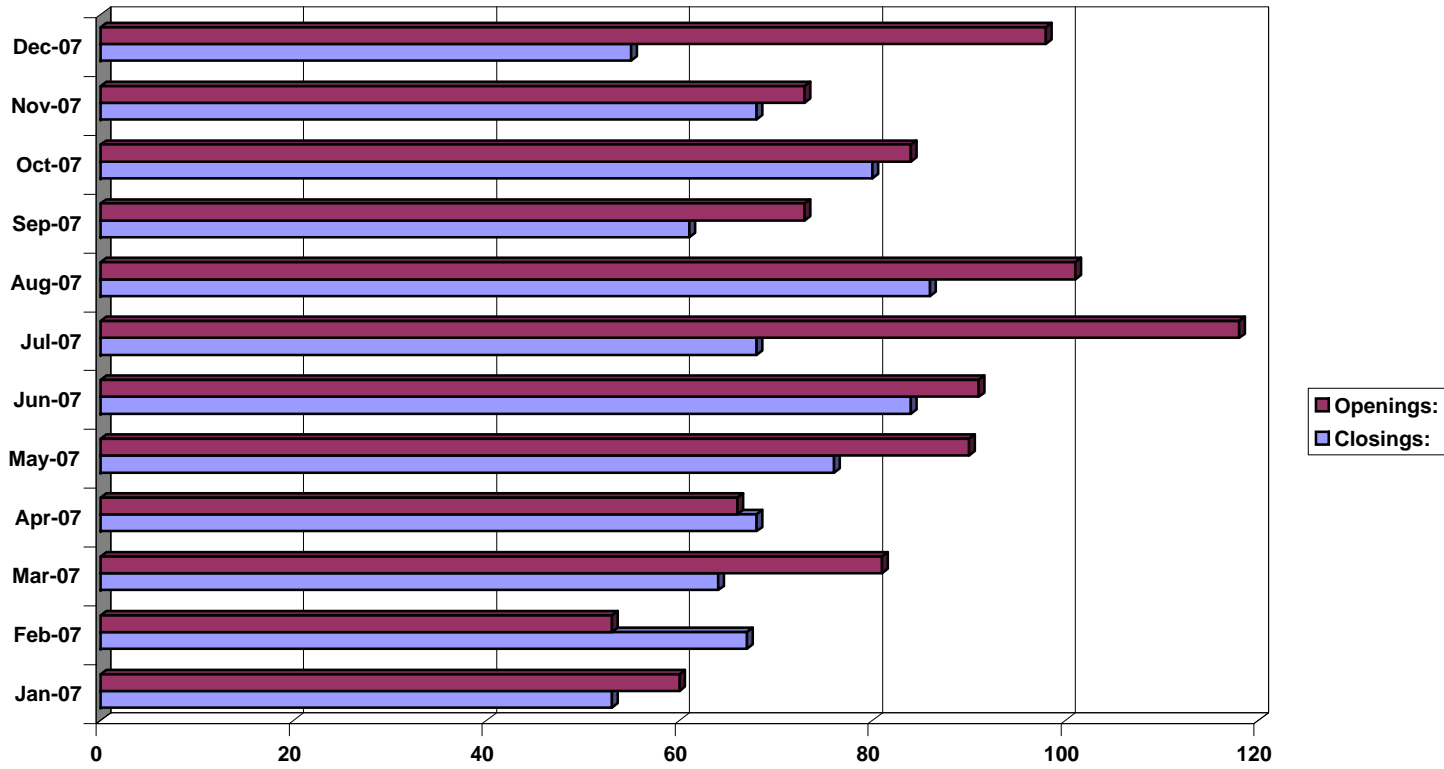
NOTE: Data For Each Year was Calculated Beginning Dec 31, 2007 And Extending Backwards Twelve Months

**United States Bankruptcy Court
Western District of Tennessee**



**United States Bankruptcy Court
Western District of Tennessee**

**Adversary Openings and Closings
Jan 01, 2007 - Dec 31, 2007**



| | Jan-07 | Feb-07 | Mar-07 | Apr-07 | May-07 | Jun-07 | Jul-07 | Aug-07 | Sep-07 | Oct-07 | Nov-07 | Dec-07 |
|-------------|--------|--------|--------|--------|--------|--------|--------|--------|--------|--------|--------|--------|
| ■ Openings: | 60 | 53 | 81 | 66 | 90 | 91 | 118 | 101 | 73 | 84 | 73 | 98 |
| ■ Closings: | 53 | 67 | 64 | 68 | 76 | 84 | 68 | 86 | 61 | 80 | 68 | 55 |