

**UNITED STATES BANKRUPTCY COURT**  
**Western District of Tennessee**  
**PETITIONS FILED FOR TWELVE MONTH PERIODS**  
**BY DIVISIONS**

<b>Jan 1, 2005 - Dec 31, 2005</b>			
	<b>Memphis</b>	<b>Jackson</b>	<b>Totals</b>
Chapter 7	7,942	2,776	10,718
Chapter 9	0	0	0
Chapter 11	29	29	58
Chapter 12	0	0	0
Chapter 13	13,157	2,998	16,155
<b>Totals:</b>	<b>21,128</b>	<b>5,803</b>	<b>26,931</b>

<b>Jan 1, 2004 - Dec 31, 2004</b>			
	<b>Memphis</b>	<b>Jackson</b>	<b>Totals</b>
Chapter 7	6,044	2,426	8,470
Chapter 9	0	0	0
Chapter 11	26	23	49
Chapter 12	0	0	0
Chapter 13	13,907	3,291	17,198
<b>Totals:</b>	<b>19,977</b>	<b>5,740</b>	<b>25,717</b>

<b>Jan 1, 2003 - Dec 31, 2003</b>			
	<b>Memphis</b>	<b>Jackson</b>	<b>Totals</b>
Chapter 7	6,903	2,688	9,591
Chapter 9	0	0	0
Chapter 11	51	30	81
Chapter 12	0	0	0
Chapter 13	15,143	3,205	18,348
<b>Totals:</b>	<b>22,097</b>	<b>5,923</b>	<b>28,020</b>

<b>Jan 1, 2002 - Dec 31, 2002</b>			
	<b>Memphis</b>	<b>Jackson</b>	<b>Totals</b>
Chapter 7	6,878	2,619	9,497
Chapter 9	0	0	0
Chapter 11	41	62	103
Chapter 12	2	1	3
Chapter 13	14,960	3,349	18,309
<b>Totals:</b>	<b>21,881</b>	<b>6,031</b>	<b>27,912</b>

<b>2005 Over 2004</b>			
	<b>Memphis</b>	<b>Jackson</b>	<b>Total %</b>
Chapter 7	1,898	350	26.54%
Chapter 9	0	0	0.00%
Chapter 11	3	6	18.00%
Chapter 12	0	0	0.00%
Chapter 13	(750)	(293)	-6.06%
<b>Totals:</b>	<b>1,151</b>	<b>63</b>	<b>4.72%</b>

<b>2005 Over 2004</b>		
	<b>Jackson</b>	<b>Total %</b>
Chapter 7	350	14.43%
Chapter 9	0	0.00%
Chapter 11	6	26.09%
Chapter 12	0	0.00%
Chapter 13	(293)	-8.90%
<b>Totals:</b>	<b>63</b>	<b>1.10%</b>

<b>% of Filings by Chap. By Div. Chapter % of</b>			
	<b>Memphis</b>	<b>Jackson</b>	<b>Total Filings</b>
Chapter 7	74%	26%	40%
Chapter 9	0%	0%	0%
Chapter 11	50%	50%	0%
Chapter 12	0%	0%	0%
Chapter 13	81%	19%	60%
<b>Totals:</b>	<b>78%</b>	<b>22%</b>	<b>100%</b>

<b>% of Filings by Chap. By Div. Chapter % of</b>			
	<b>Memphis</b>	<b>Jackson</b>	<b>Total Filings</b>
Chapter 7	71%	29%	33%
Chapter 9	0%	0%	0%
Chapter 11	53%	47%	0%
Chapter 12	0%	0%	0%
Chapter 13	81%	19%	67%
<b>Totals:</b>	<b>78%</b>	<b>22%</b>	<b>100%</b>

<b>% of Filings by Chap. By Div. Chapter % of</b>			
	<b>Memphis</b>	<b>Jackson</b>	<b>Total Filings</b>
Chapter 7	72%	28%	34%
Chapter 9	0%	0%	0%
Chapter 11	63%	37%	0%
Chapter 12	0%	0%	0%
Chapter 13	83%	17%	65%
<b>Totals:</b>	<b>79%</b>	<b>21%</b>	<b>100%</b>

<b>% of Filings by Chap. By Div. Chapter % of</b>			
	<b>Memphis</b>	<b>Jackson</b>	<b>Total Filings</b>
Chapter 7	72%	28%	34%
Chapter 9	0%	0%	0%
Chapter 11	40%	60%	0%
Chapter 12	67%	33%	0%
Chapter 13	82%	18%	66%
<b>Totals:</b>	<b>78%</b>	<b>22%</b>	<b>100%</b>

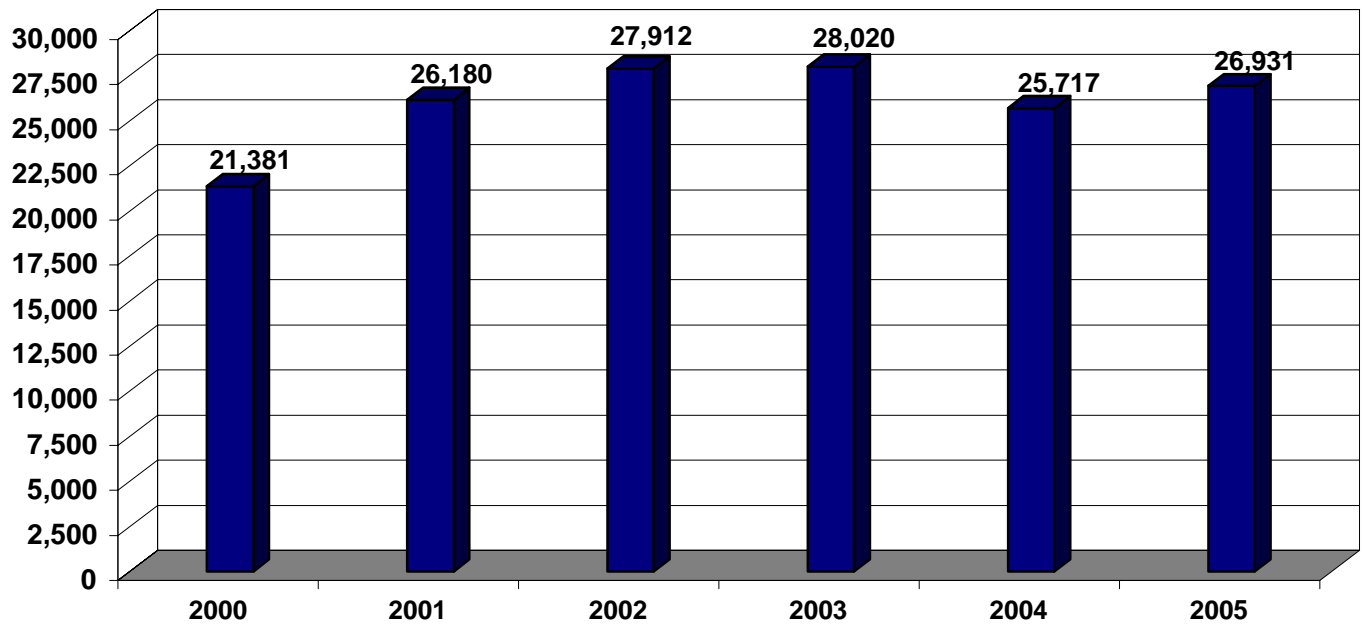
**Overall Change  
2005 to 2004  
(Both Divisions)**

**4.72%**

<b>2005 Over 2004</b>		
	<b>Memphis</b>	<b>Total %</b>
Chapter 7	1,898	31.40%
Chapter 9	0	0.00%
Chapter 11	3	11.54%
Chapter 12	0	0.00%
Chapter 13	(750)	-5.39%
<b>Totals:</b>	<b>1,151</b>	<b>5.76%</b>

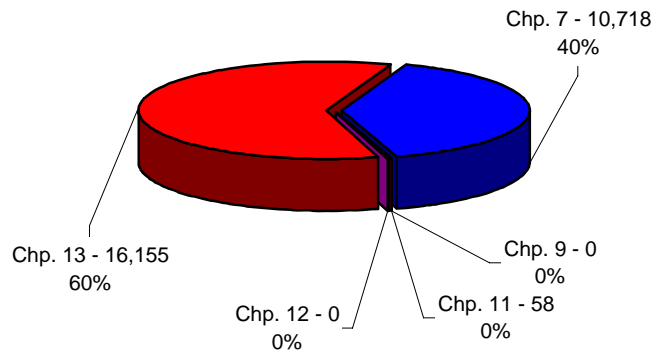
*Calculation of percentages are rounded to two places. .745 would be shown as .75 or 75%, and .744 would be displayed as .74 or 74%.*

**Total Filings For Western District By Year  
12 Month Period Ending December 31, 2005  
and 12 Prior Month Intervals**

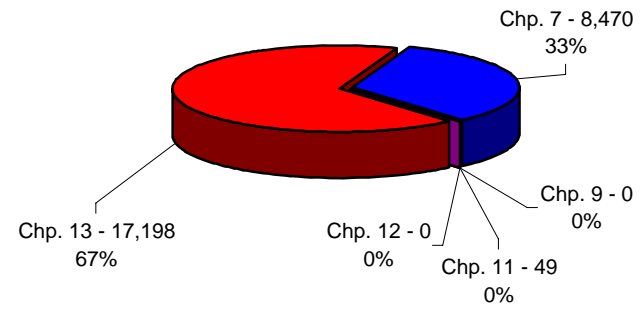


**United States Bankruptcy Court  
Western District of Tennessee**

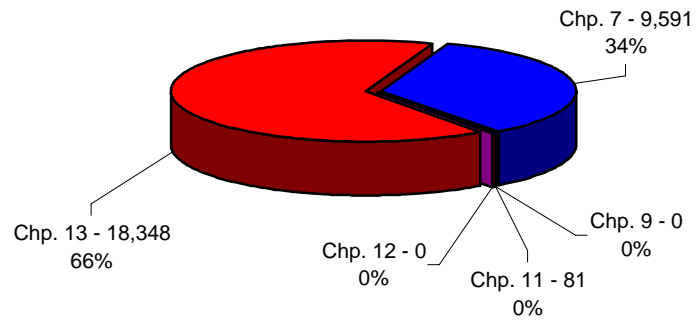
**Bankruptcy Case Filings  
January 1, 2005 thru December 31, 2005**



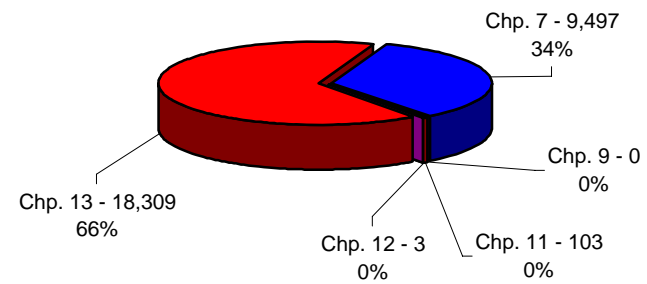
**Bankruptcy Case Filings  
January 1, 2004 thru December 31, 2004**



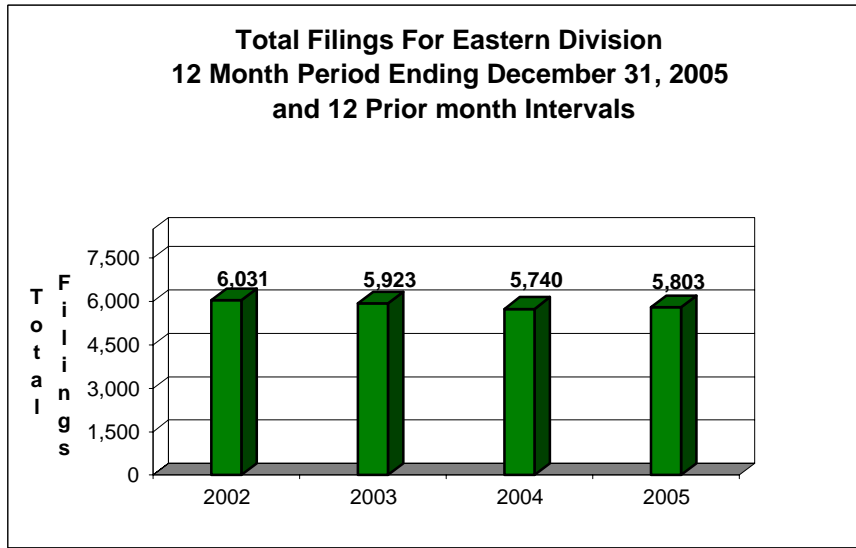
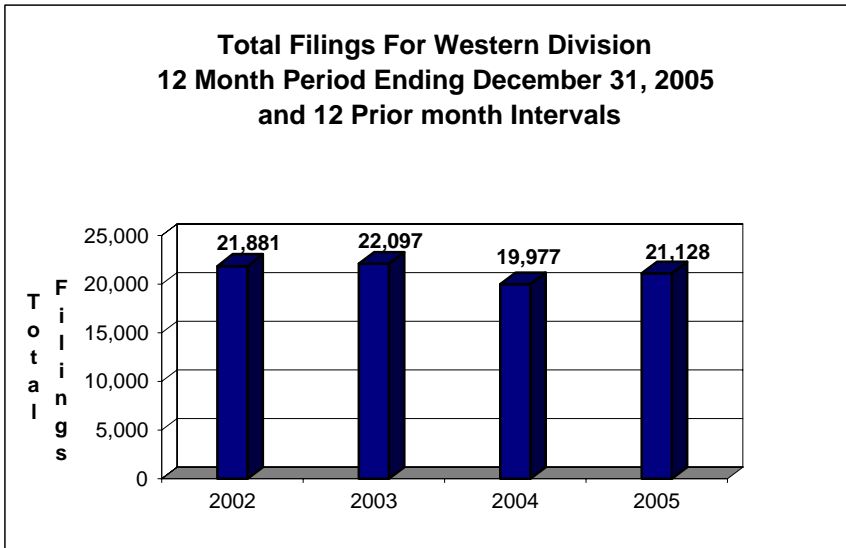
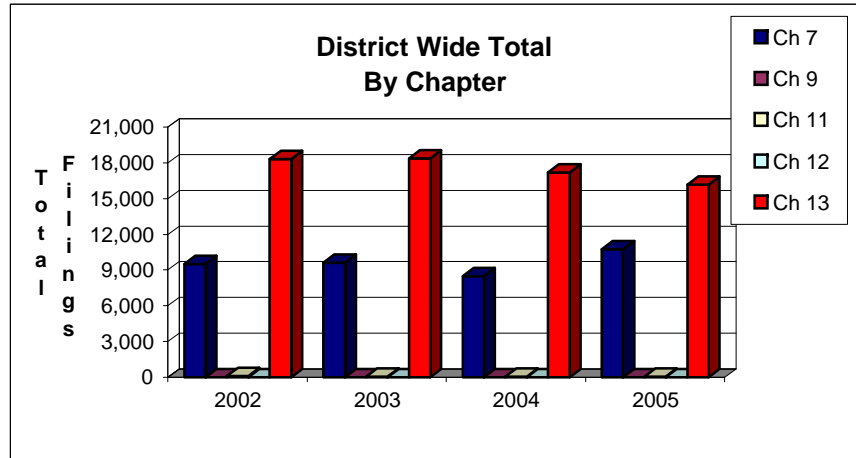
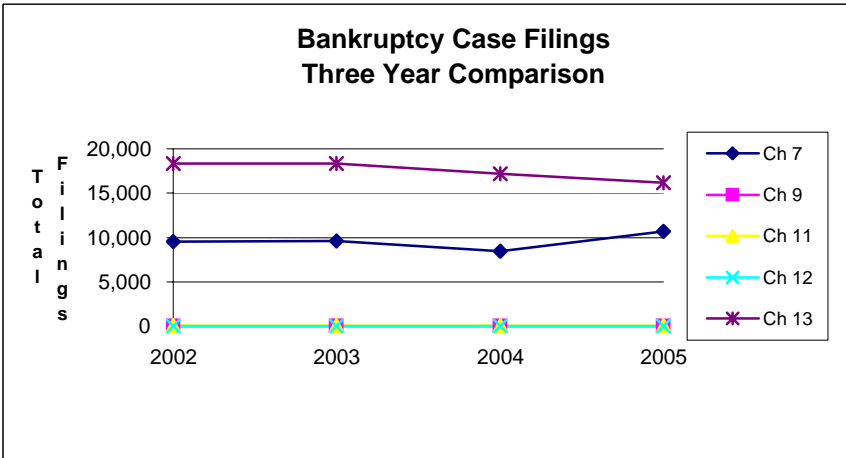
**Bankruptcy Case Filings  
January 1, 2003 thru December 31, 2003**



**Bankruptcy Case Filings  
January 1, 2002 thru December 31, 2002**



## United States Bankruptcy Court Western District of Tennessee



**NOTE: Data For Each Year was Calculated Beginning December 31 of that Year And Extending Backwards Twelve Months through October 01**

**Bankruptcy Monthly Case Filings  
Western District of Tennessee**

