

UNITED STATES BANKRUPTCY COURT
Western District of Tennessee
PETITIONS FILED FOR TWELVE MONTH PERIODS
BY DIVISIONS

Jan 1, 2004 - Dec 31, 2004			
	Memphis	Jackson	Totals
Chapter 7	5,539	2,324	7,863
Chapter 9	0	0	0
Chapter 11	33	28	61
Chapter 12	0	3	3
Chapter 13	14,301	3,407	17,708
Totals:	19,873	5,762	25,635

Jan 1, 2003 - Dec 31, 2003			
	Memphis	Jackson	Totals
Chapter 7	6,478	2,570	9,048
Chapter 9	0	0	0
Chapter 11	54	33	87
Chapter 12	0	0	0
Chapter 13	15,565	3,320	18,885
Totals:	22,097	5,923	28,020

Jan 1, 2002 - Dec 31, 2002			
	Memphis	Jackson	Totals
Chapter 7	6,536	2,549	9,085
Chapter 9	0	0	0
Chapter 11	39	42	81
Chapter 12	2	1	3
Chapter 13	14,972	2,802	17,774
Totals:	21,549	5,394	26,943

Jan 1, 2001 - Dec 31, 2001			
	Memphis	Jackson	Totals
Chapter 7	5,920	2,317	8,237
Chapter 9	0	0	0
Chapter 11	49	55	104
Chapter 12	8	0	8
Chapter 13	14,324	3,515	17,839
Totals:	20,301	5,887	26,188

2004 Over 2003			
	Memphis	Jackson	Total %
Chapter 7	(939)	(246)	-13.10%
Chapter 9	0	0	0.00%
Chapter 11	(21)	(5)	-29.55%
Chapter 12	0	3	300.00%
Chapter 13	(1,264)	87	-6.23%
Totals:	(2,224)	(161)	-8.51%

2004 Over 2003		
	Jackson	Total %
Chapter 7	(246)	-9.57%
Chapter 9	0	0.00%
Chapter 11	(5)	-15.15%
Chapter 12	3	300.00%
Chapter 13	87	2.62%
Totals:	(161)	-2.72%

% of Filings by Chap. By Div. Chapter % of			
	Memphis	Jackson	Total Filings
Chapter 7	70%	30%	31%
Chapter 9	0%	0%	0%
Chapter 11	54%	46%	0%
Chapter 12	0%	0%	0%
Chapter 13	81%	19%	71%
Totals:	78%	22%	100%

% of Filings by Chap. By Div. Chapter % of			
	Memphis	Jackson	Total Filings
Chapter 7	72%	28%	32%
Chapter 9	0%	0%	0%
Chapter 11	62%	38%	0%
Chapter 12	0%	0%	0%
Chapter 13	82%	18%	72%
Totals:	79%	21%	100%

% of Filings by Chap. By Div. Chapter % of			
	Memphis	Jackson	Total Filings
Chapter 7	72%	28%	34%
Chapter 9	0%	0%	0%
Chapter 11	48%	52%	0%
Chapter 12	67%	33%	0%
Chapter 13	84%	16%	66%
Totals:	80%	20%	100%

% of Filings by Chap. By Div. Chapter % of			
	Memphis	Jackson	Total Filings
Chapter 7	72%	28%	31%
Chapter 9	0%	0%	0%
Chapter 11	47%	53%	0%
Chapter 12	100%	0%	0%
Chapter 13	80%	20%	74%
Totals:	78%	22%	100%

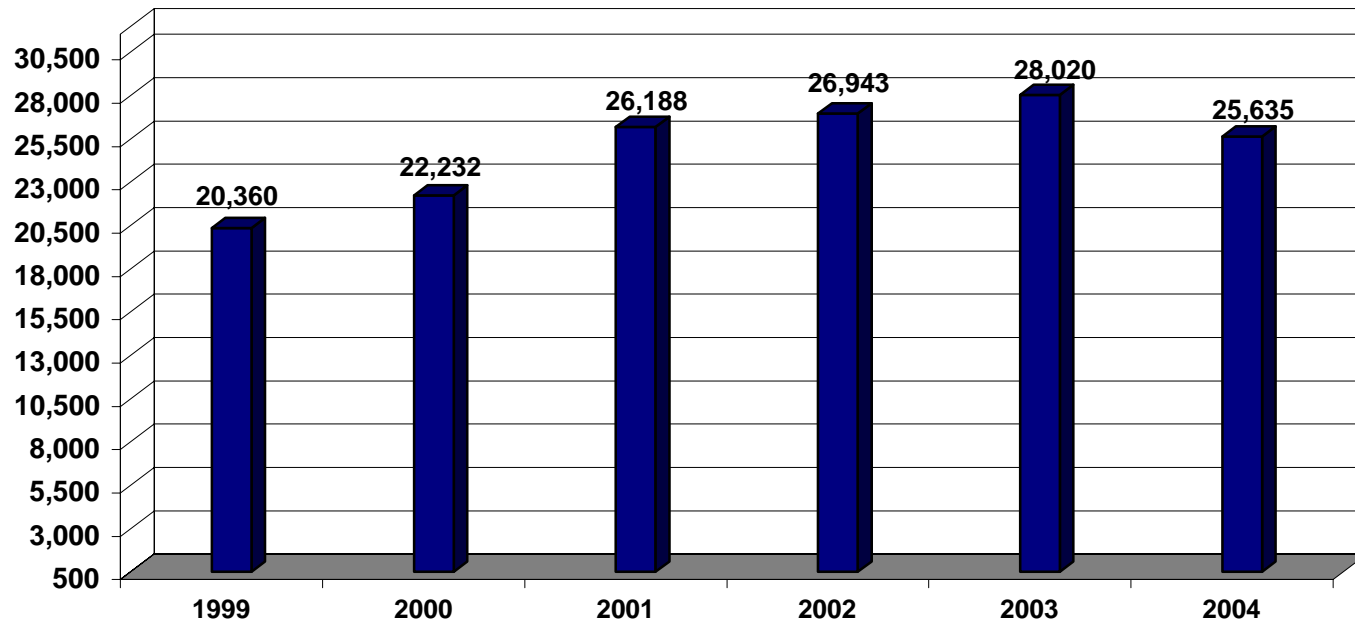
**Overall Change
2004 to 2003
(Both Divisions)**

-8.51%

2004 Over 2003		
	Memphis	Total %
Chapter 7	(939)	-14.50%
Chapter 9	0	0.00%
Chapter 11	(21)	-38.89%
Chapter 12	0	0.00%
Chapter 13	(1,264)	-8.12%
Totals:	(2,224)	-10.06%

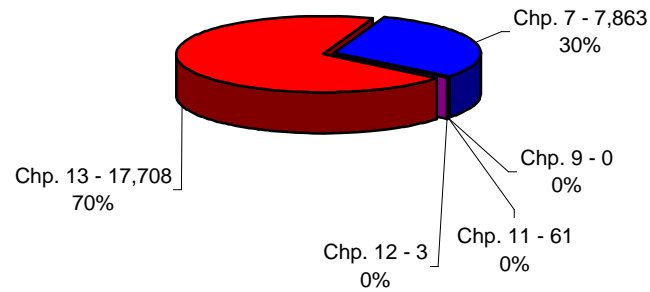
Calculation of percentages are rounded to two places. .745 would be shown as .75 or 75%, and .744 would be displayed as .74 or 74%.

**Total Filings For Western District By Year
12 Month Period Ending December 31, 2004
and 12 Prior Month Intervals**

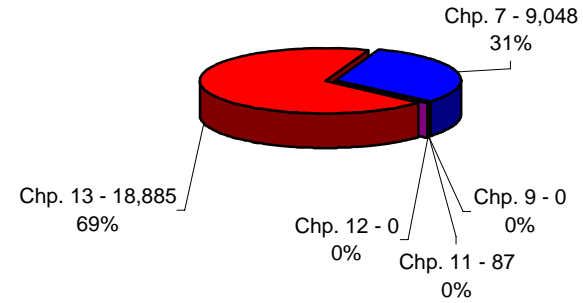


United States Bankruptcy Court Western District of Tennessee

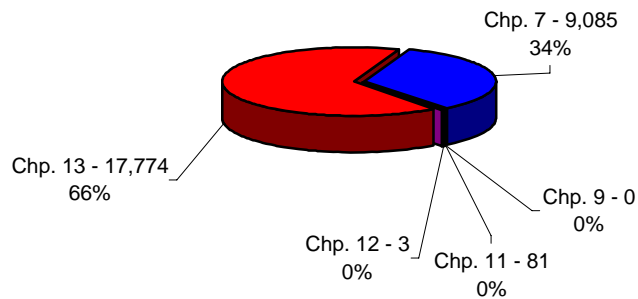
**Bankruptcy Case Filings
January 1, 2004 thru December 31, 2004**



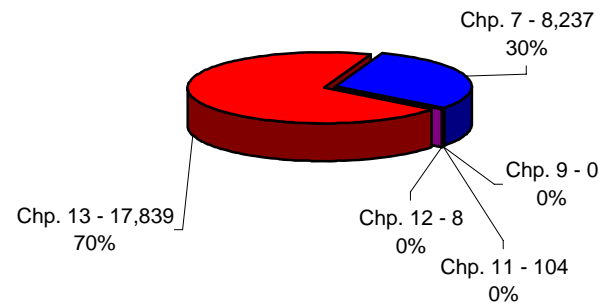
**Bankruptcy Case Filings
January 1, 2003 thru December 31, 2003**



**Bankruptcy Case Filings
January 1, 2002 thru December 31, 2002**

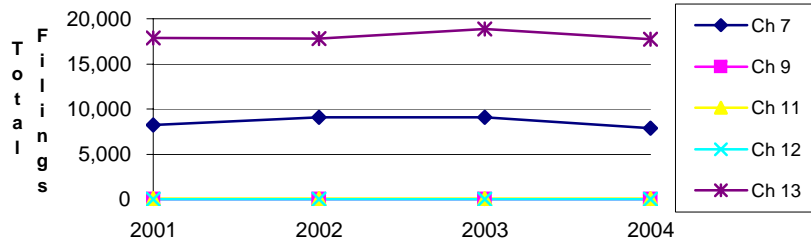


**Bankruptcy Case Filings
January 1, 2001 thru December 31, 2001**

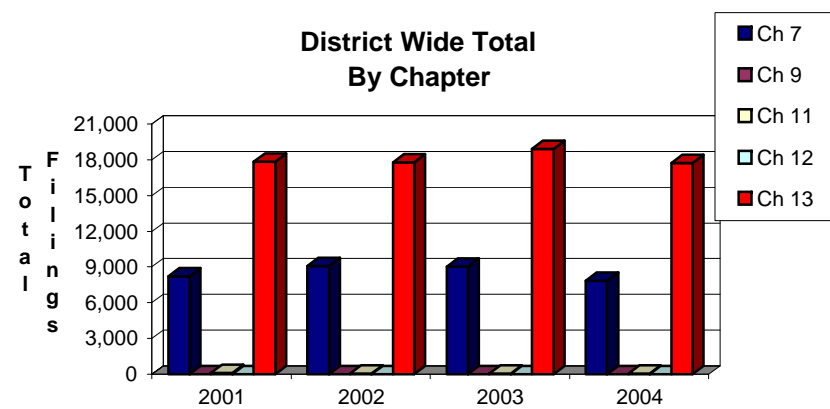


United States Bankruptcy Court Western District of Tennessee

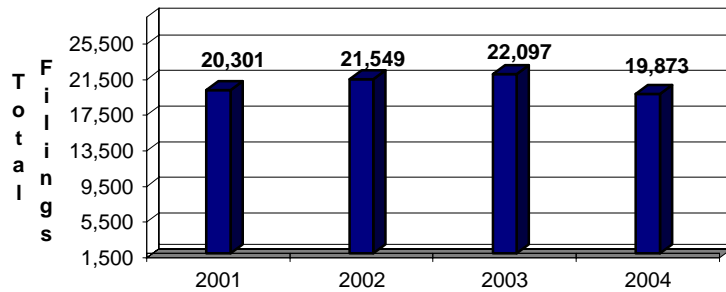
Bankruptcy Case Filings Three Year Comparison



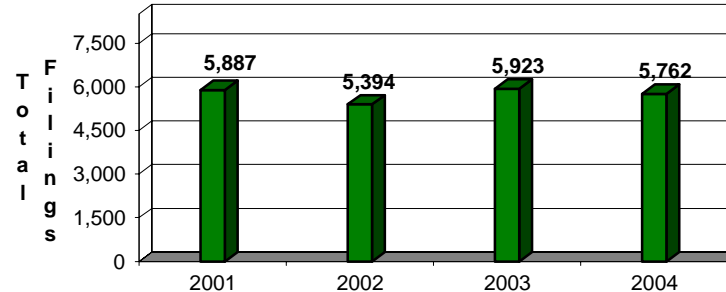
District Wide Total By Chapter



Total Filings For Western Division 12 Month Period Ending December 31, 2004 and 12 Prior month Intervals



Total Filings For Eastern Division 12 Month Period Ending December 31, 2004 and 12 Prior month Intervals



NOTE: Data For Each Year was Calculated Beginning December 31 of that Year And Extending Backwards Twelve Months

**Bankruptcy Monthly Case Filings
Western District of Tennessee**

