

UNITED STATES BANKRUPTCY COURT
Western District of Tennessee
PETITIONS FILED FOR TWELVE MONTH PERIODS
BY DIVISIONS

Dec 31, 2000 - Dec 31, 2001			
	Memphis	Jackson	Totals
Chapter 7	5,212	2,044	7,256
Chapter 9	0	0	0
Chapter 11	84	71	155
Chapter 12	0	0	0
Chapter 13	15,000	3,777	18,777
Totals:	20,296	5,892	26,188

Dec 31, 1999 - Dec 31, 2000			
	Memphis	Jackson	Totals
Chapter 7	4,012	1,557	5,569
Chapter 9	0	0	0
Chapter 11	32	51	83
Chapter 12	0	1	1
Chapter 13	12,515	3,327	15,842
Totals:	16,559	4,936	21,495

Dec 31, 1998 - Dec 31, 1999			
	Memphis	Jackson	Totals
Chapter 7	3,941	1,381	5,322
Chapter 9	0	0	0
Chapter 11	166	25	191
Chapter 12	1	1	2
Chapter 13	12,048	2,797	14,845
Totals:	16,156	4,204	20,360

Dec 31, 1997 - Dec 31, 1998			
	Memphis	Jackson	Totals
Chapter 7	4,492	1,519	6,011
Chapter 9	0	0	0
Chapter 11	33	19	52
Chapter 12	0	3	3
Chapter 13	13,414	3,312	16,726
Totals:	17,939	4,853	22,792

2001 Over 2000			
	Memphis	Jackson	Total %
Chapter 7	1,200	487	30.29%
Chapter 9	0	0	0.00%
Chapter 11	52	20	86.75%
Chapter 12	0	(1)	-100.00%
Chapter 13	2,485	450	18.53%
Totals:	3,737	956	21.83%

2001 Over 2000		
	Jackson	Total %
Chapter 7	487	31.28%
Chapter 9	0	0.00%
Chapter 11	20	39.22%
Chapter 12	(1)	-100.00%
Chapter 13	450	13.53%
Totals:	956	19.37%

% of Filings by Chap. By Div. Chapter % of			
	Memphis	Jackson	Total Filings
Chapter 7	72%	28%	27.71%
Chapter 9	0%	0%	0.00%
Chapter 11	54%	46%	0.59%
Chapter 12	0%	0%	0.00%
Chapter 13	80%	20%	71.00%
Totals:	78%	22%	100.00%

% of Filings by Chap. By Div. Chapter % of			
	Memphis	Jackson	Total Filings
Chapter 7	72%	28%	25.91%
Chapter 9	0%	0%	0.00%
Chapter 11	39%	61%	0.39%
Chapter 12	0%	100%	0.00%
Chapter 13	79%	21%	73.70%
Totals:	77%	23%	100.00%

% of Filings by Chap. By Div. Chapter % of			
	Memphis	Jackson	Total Filings
Chapter 7	74%	26%	26.14%
Chapter 9	0%	0%	0.00%
Chapter 11	87%	13%	0.94%
Chapter 12	50%	50%	0.01%
Chapter 13	81%	19%	74.00%
Totals:	79%	21%	100.00%

% of Filings by Chap. By Div. Chapter % of			
	Memphis	Jackson	Total Filings
Chapter 7	75%	25%	26.37%
Chapter 9	0%	0%	0.00%
Chapter 11	63%	37%	0.23%
Chapter 12	0%	100%	0.01%
Chapter 13	80%	20%	73.39%
Totals:	79%	21%	100.00%

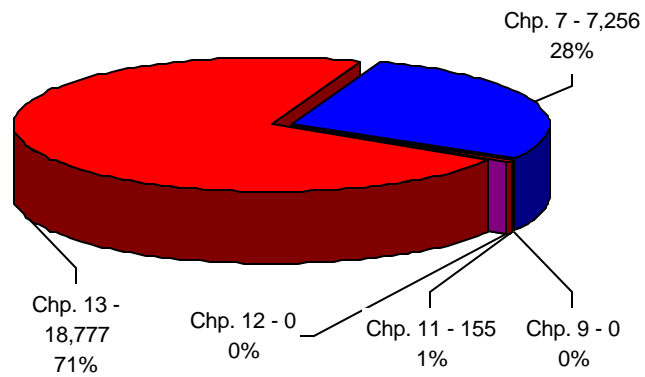
**Overall Change
2001 to 2000
(Both Divisions)**

21.83%

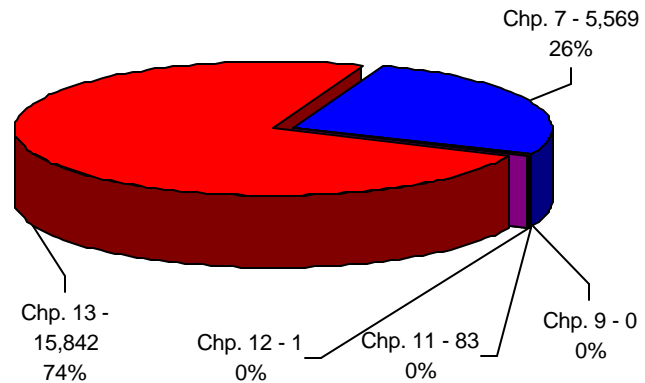
2001 Over 2000		
	Memphis	Total %
Chapter 7	1,200	29.91%
Chapter 9	0	0.00%
Chapter 11	52	162.50%
Chapter 12	0	0.00%
Chapter 13	2,485	19.86%
Totals:	3,737	22.57%

**United States Bankruptcy Court
Western District of Tennessee**

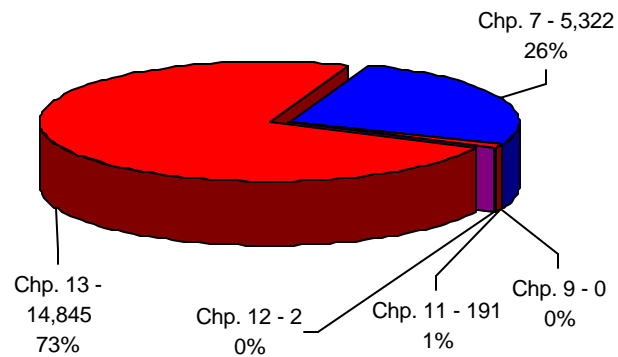
**Bankruptcy Case Filings
December 31, 2000 thru December 31, 2001**



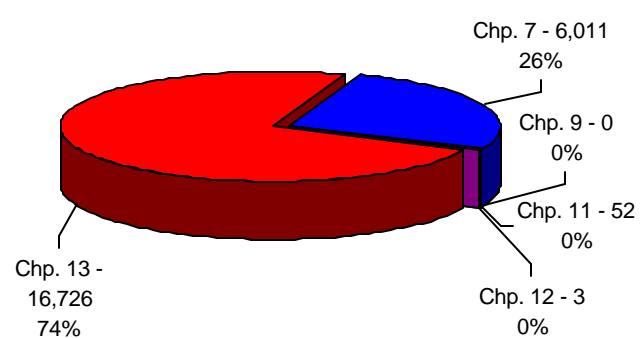
**Bankruptcy Case Filings
December 31, 1999 thru December 31, 2000**



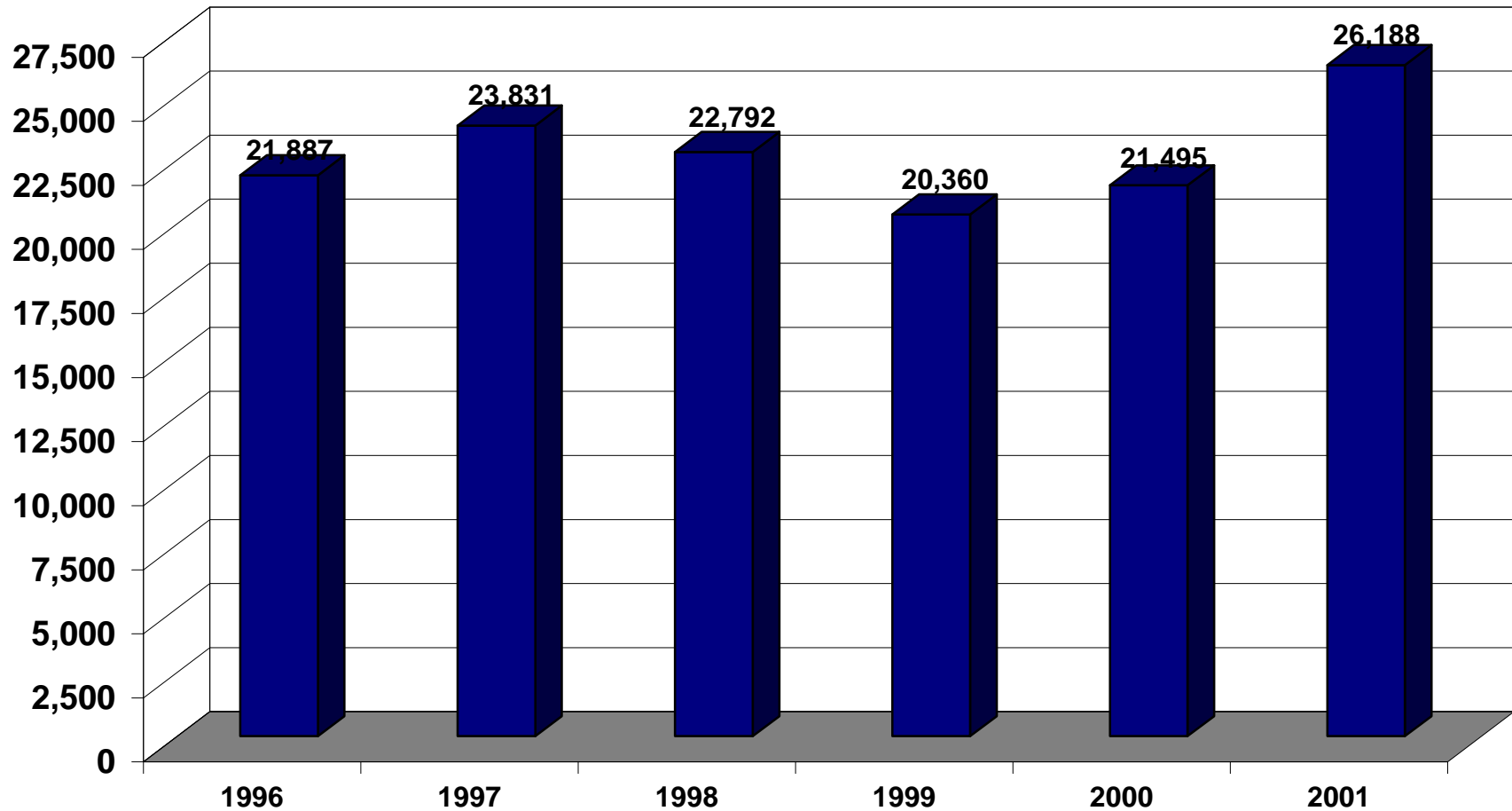
**Bankruptcy Case Filings
December 31, 1998 thru December 31, 1999**



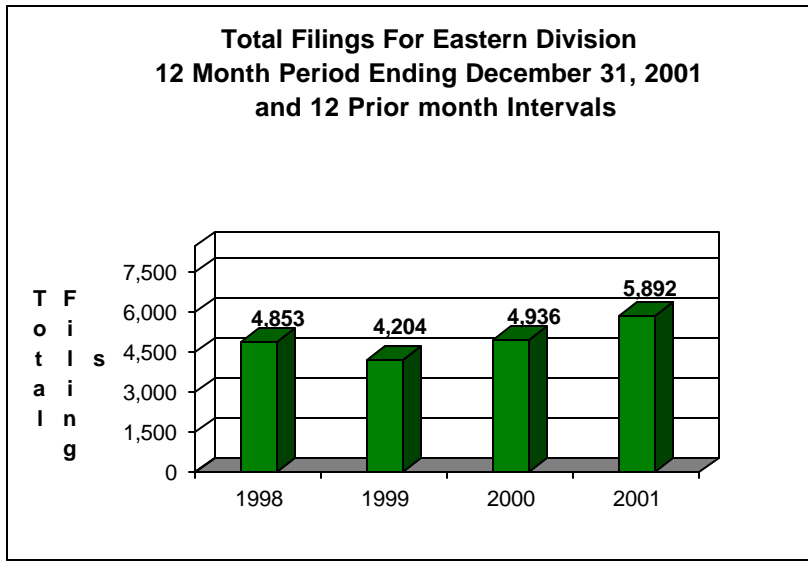
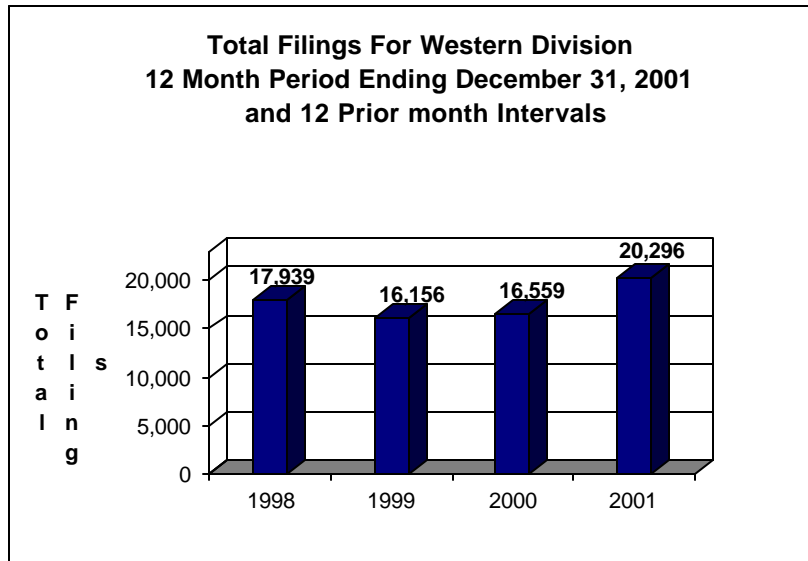
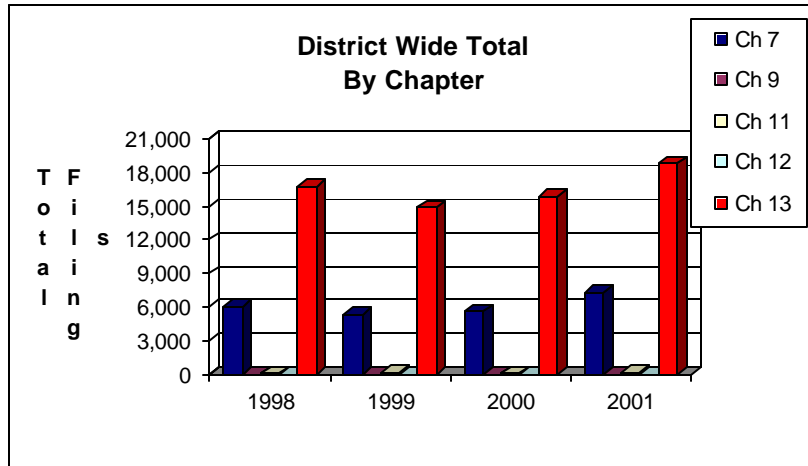
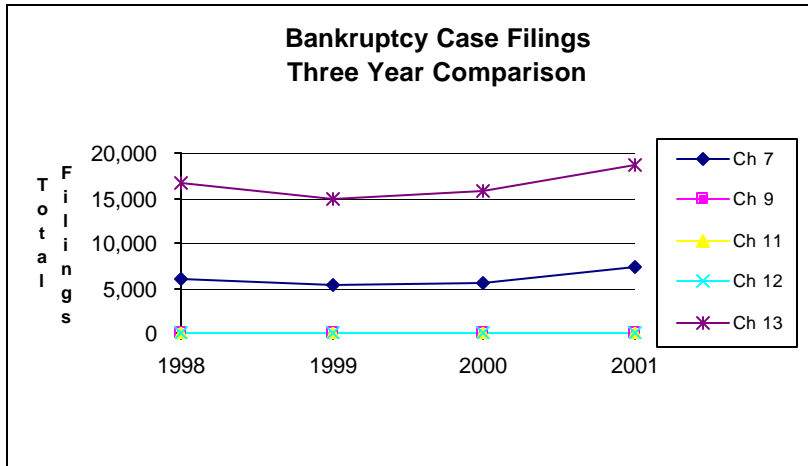
**Bankruptcy Case Filings
December 31, 1997 thru December 31, 1998**



**Total Filings For Western District By Year
12 Month Period Ending December 31, 2001
and 12 Prior Month Intervals**



United States Bankruptcy Court Western District of Tennessee



NOTE: Data For Each Year was Calculated Beginning Dec. 31 of that Year And Extending Backwards Twelve Months through Jan. 01