

**UNITED STATES BANKRUPTCY COURT**  
**Western District of Tennessee**  
**PETITIONS FILED FOR TWELVE MONTH PERIODS**  
**BY DIVISIONS**

Jan 1, 2012 - Dec 31, 2012			
	Memphis	Jackson	Totals
Chapter 7	3,515	1,220	4,735
Chapter 11	41	14	55
Chapter 12	1	0	1
Chapter 13	10,336	2,361	12,697
<b>Totals:</b>	<b>13,893</b>	<b>3,595</b>	<b>17,488</b>

Jan 1, 2011 - Dec 31, 2011			
	Memphis	Jackson	Totals
Chapter 7	3,928	1,406	5,334
Chapter 11	37	11	48
Chapter 12	1	1	2
Chapter 13	9,849	2,434	12,283
<b>Totals:</b>	<b>13,815</b>	<b>3,852</b>	<b>17,667</b>

Jan 1, 2010 - Dec 31, 2010			
	Memphis	Jackson	Totals
Chapter 7	4,415	1,708	6,123
Chapter 11	49	11	60
Chapter 12	0	0	0
Chapter 13	9,682	2,555	12,237
<b>Totals:</b>	<b>14,146</b>	<b>4,274</b>	<b>18,420</b>

Jan 1, 2009 - Dec 31, 2009			
	Memphis	Jackson	Totals
Chapter 7	4,440	2,100	6,540
Chapter 11	50	19	69
Chapter 12	0	1	1
Chapter 13	10,012	3,156	13,168
<b>Totals:</b>	<b>14,502</b>	<b>5,276</b>	<b>19,778</b>

2012 Over 2011			
	Memphis	Jackson	Total %
Chapter 7	(413)	(186)	-11.23%
Chapter 11	4	3	14.58%
Chapter 12	0	(1)	-50.00%
Chapter 13	487	(73)	3.37%
<b>Totals:</b>	<b>78</b>	<b>(257)</b>	<b>-1.01%</b>

2012 Over 2011		
	Jackson	Total %
Chapter 7	(186)	-13.23%
Chapter 11	3	27.27%
Chapter 12	(1)	-100.00%
Chapter 13	(73)	-3.00%
<b>Totals:</b>	<b>(257)</b>	<b>-6.67%</b>

% of Filings by Chap. By Div. Chapter % of			
	Memphis	Jackson	Total Filings
Chapter 7	74%	26%	27%
Chapter 11	75%	25%	0%
Chapter 12	100%	0%	0%
Chapter 13	81%	19%	73%
<b>Totals:</b>	<b>79%</b>	<b>21%</b>	<b>100%</b>

% of Filings by Chap. By Div. Chapter % of			
	Memphis	Jackson	Total Filings
Chapter 7	74%	26%	30%
Chapter 11	77%	23%	0%
Chapter 12	50%	50%	0%
Chapter 13	80%	20%	70%
<b>Totals:</b>	<b>78%</b>	<b>22%</b>	<b>100%</b>

% of Filings by Chap. By Div. Chapter % of			
	Memphis	Jackson	Total Filings
Chapter 7	72%	28%	33%
Chapter 11	82%	18%	0%
Chapter 12	0%	0%	0%
Chapter 13	79%	21%	66%
<b>Totals:</b>	<b>77%</b>	<b>23%</b>	<b>100%</b>

% of Filings by Chap. By Div. Chapter % of			
	Memphis	Jackson	Total Filings
Chapter 7	68%	32%	33%
Chapter 11	72%	28%	0%
Chapter 12	0%	100%	0%
Chapter 13	76%	24%	67%
<b>Totals:</b>	<b>73%</b>	<b>27%</b>	<b>100%</b>

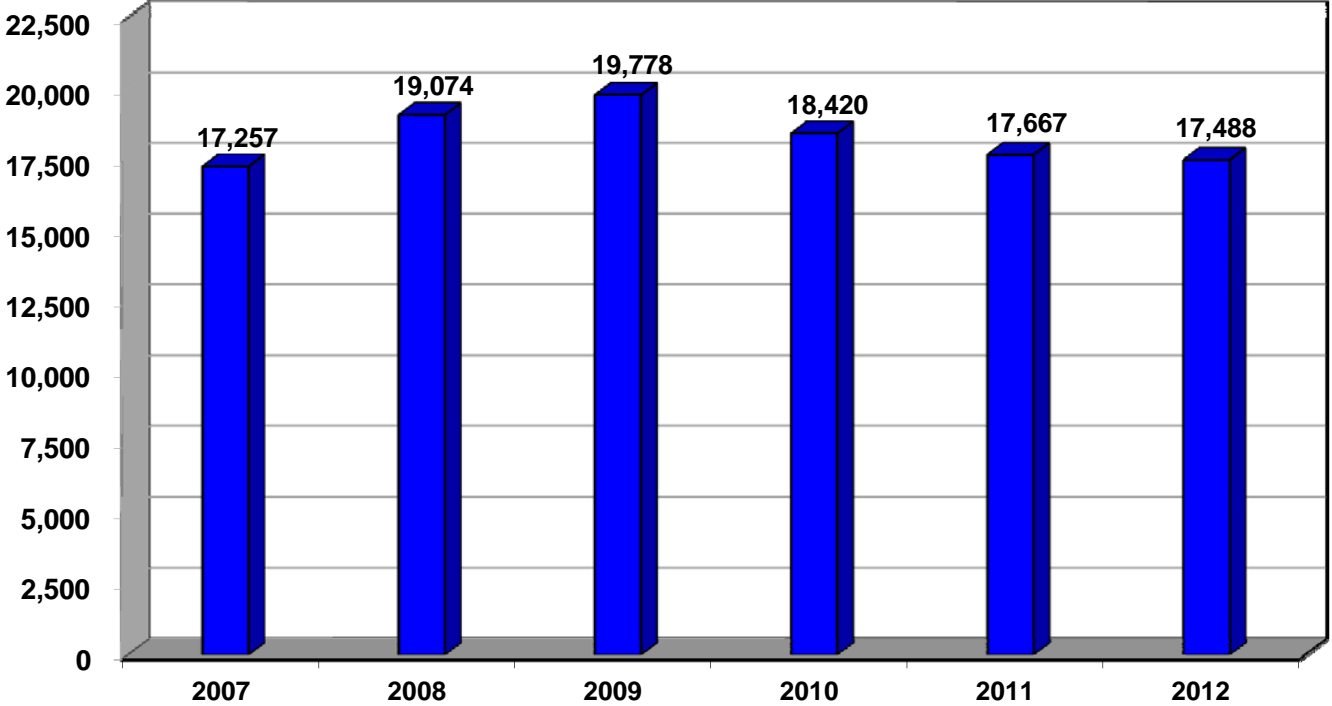
**Overall Change**  
**2012 Over 2011**  
**(Both Divisions)**

**-1.01%**

2012 Over 2011		
	Memphis	Total %
Chapter 7	(413)	-10.51%
Chapter 11	4	10.81%
Chapter 12	0	0.00%
Chapter 13	487	4.94%
<b>Totals:</b>	<b>78</b>	<b>0.56%</b>

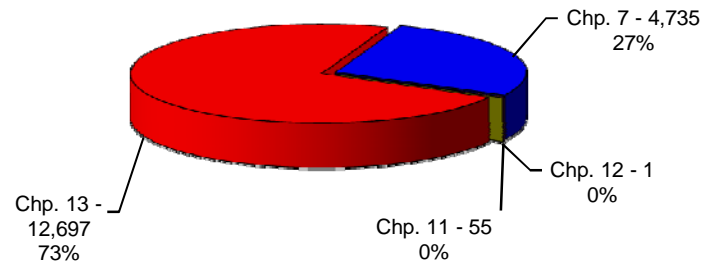
*Calculation of percentages are rounded to two places. .745 would be shown as .75 or 75%, and .744 would be displayed as .74 or 74%.*

**Total Filings For Western District By Year  
12 Month Period Ending Dec 31, 2012  
and Prior 12 Month Intervals**

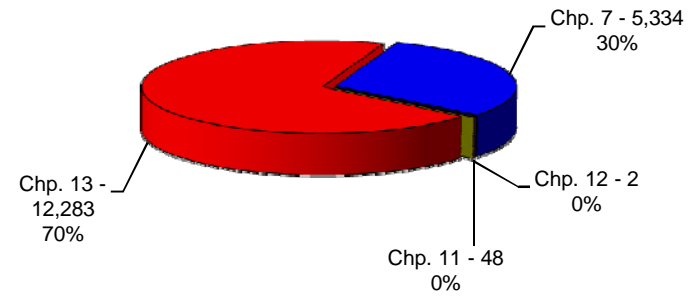


## United States Bankruptcy Court Western District of Tennessee

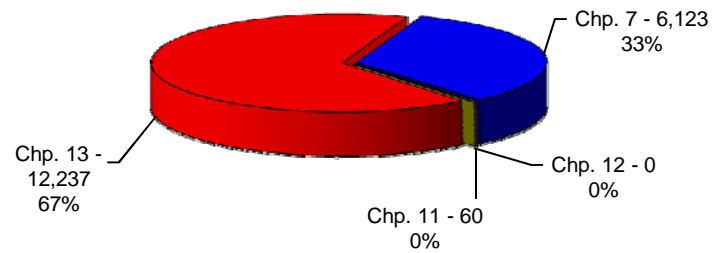
**Bankruptcy Case Filings  
Jan 1, 2012 thru Dec 31, 2012**



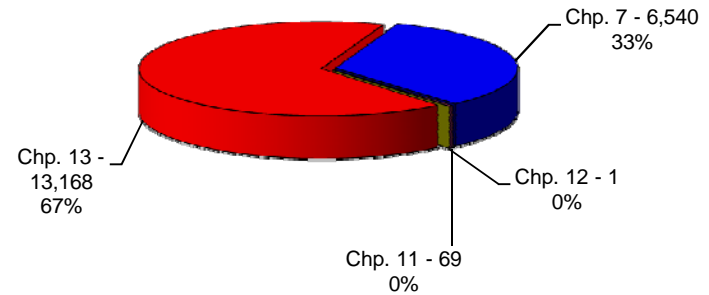
**Bankruptcy Case Filings  
Jan 1, 2011 thru Dec 31, 2011**



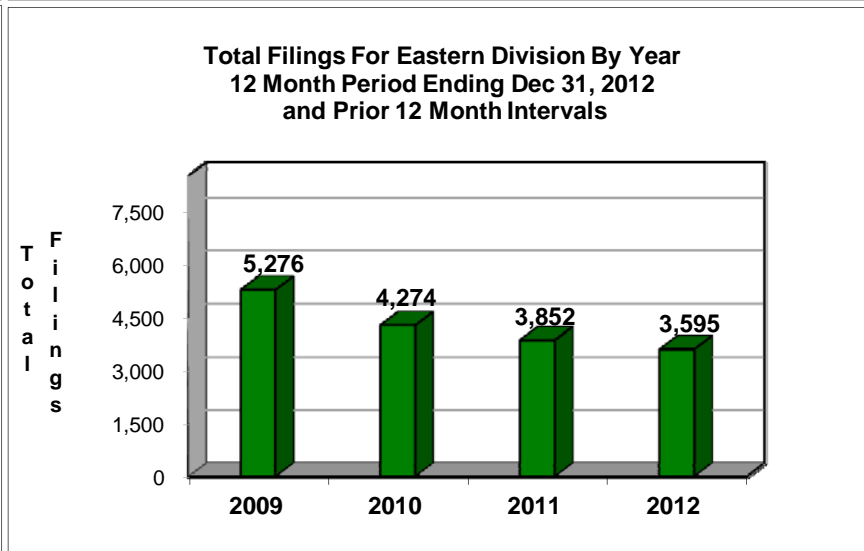
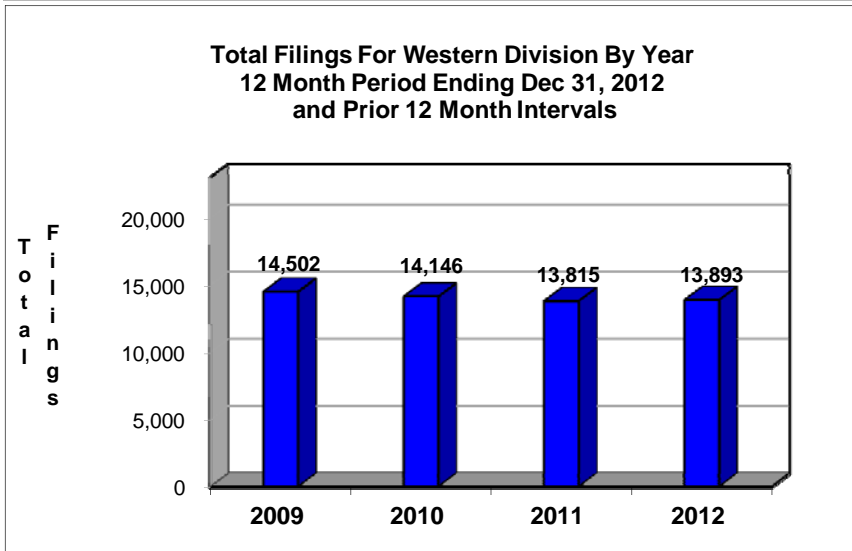
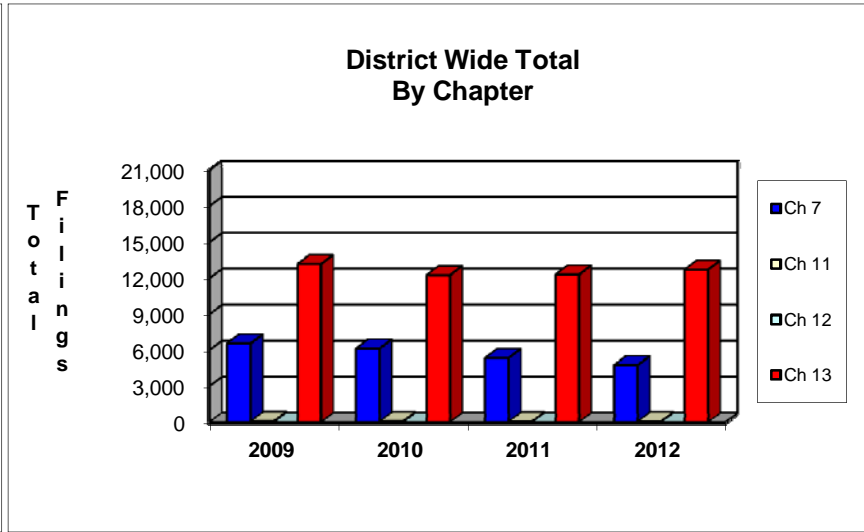
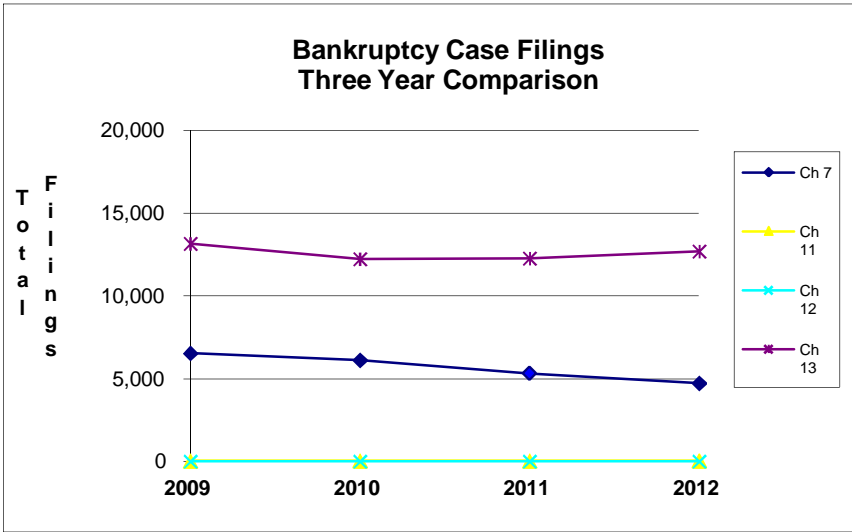
**Bankruptcy Case Filings  
Jan 1, 2010 thru Dec 31, 2010**



**Bankruptcy Case Filings  
Jan 1, 2009 thru Dec 31, 2009**



## United States Bankruptcy Court Western District of Tennessee



**NOTE: Data For Each Year was Calculated Beginning Dec 31, 2012 and Extending Backwards Twelve Months**

**Bankruptcy Yearly Case Filings  
Western District of Tennessee**

