

**UNITED STATES BANKRUPTCY COURT**  
**Western District of Tennessee**  
**PETITIONS FILED FOR TWELVE MONTH PERIODS**  
**BY DIVISIONS**

<b>Jan 1, 2011 - Dec 31, 2011</b>			
	<b>Memphis</b>	<b>Jackson</b>	<b>Totals</b>
Chapter 7	3,751	1,350	5,101
Chapter 11	39	12	51
Chapter 12	1	1	2
Chapter 13	10,023	2,489	12,512
<b>Totals:</b>	<b>13,814</b>	<b>3,852</b>	<b>17,666</b>

<b>Jan 1, 2010 - Dec 31, 2010</b>			
	<b>Memphis</b>	<b>Jackson</b>	<b>Totals</b>
Chapter 7	4,296	1,668	5,964
Chapter 11	50	11	61
Chapter 12	0	0	0
Chapter 13	9,800	2,595	12,395
<b>Totals:</b>	<b>14,146</b>	<b>4,274</b>	<b>18,420</b>

<b>Jan 1, 2009 - Dec 31, 2009</b>			
	<b>Memphis</b>	<b>Jackson</b>	<b>Totals</b>
Chapter 7	4,368	2,048	6,416
Chapter 11	50	20	70
Chapter 12	0	1	1
Chapter 13	10,084	3,207	13,291
<b>Totals:</b>	<b>14,502</b>	<b>5,276</b>	<b>19,778</b>

<b>Jan 1, 2008 - Dec 31, 2008</b>			
	<b>Memphis</b>	<b>Jackson</b>	<b>Totals</b>
Chapter 7	3,782	1,897	5,679
Chapter 11	26	8	34
Chapter 12	0	0	0
Chapter 13	10,137	3,224	13,361
<b>Totals:</b>	<b>13,945</b>	<b>5,129</b>	<b>19,074</b>

<b>2011 Over 2010</b>			
	<b>Memphis</b>	<b>Jackson</b>	<b>Total %</b>
Chapter 7	(545)	(318)	-14.47%
Chapter 11	(11)	1	-16.39%
Chapter 12	1	1	100%
Chapter 13	223	(106)	0.94%
<b>Totals:</b>	<b>(332)</b>	<b>(422)</b>	<b>-4.09%</b>

<b>2011 Over 2010</b>		
	<b>Jackson</b>	<b>Total %</b>
Chapter 7	(318)	-19.06%
Chapter 11	1	9.09%
Chapter 12	1	100%
Chapter 13	(106)	-4.08%
<b>Totals:</b>	<b>(422)</b>	<b>-9.87%</b>

<b>% of Filings by Chap. By Div. Chapter % of</b>			
	<b>Memphis</b>	<b>Jackson</b>	<b>Total Filings</b>
Chapter 7	74%	26%	29%
Chapter 11	76%	24%	0%
Chapter 12	50%	50%	0%
Chapter 13	80%	20%	71%
<b>Totals:</b>	<b>78%</b>	<b>22%</b>	<b>100%</b>

<b>% of Filings by Chap. By Div. Chapter % of</b>			
	<b>Memphis</b>	<b>Jackson</b>	<b>Total Filings</b>
Chapter 7	72%	28%	32%
Chapter 11	82%	18%	0%
Chapter 12	0%	0%	0%
Chapter 13	79%	21%	67%
<b>Totals:</b>	<b>77%</b>	<b>23%</b>	<b>100%</b>

<b>% of Filings by Chap. By Div. Chapter % of</b>			
	<b>Memphis</b>	<b>Jackson</b>	<b>Total Filings</b>
Chapter 7	68%	32%	32%
Chapter 11	71%	29%	0%
Chapter 12	0%	100%	0%
Chapter 13	76%	24%	67%
<b>Totals:</b>	<b>73%</b>	<b>27%</b>	<b>100%</b>

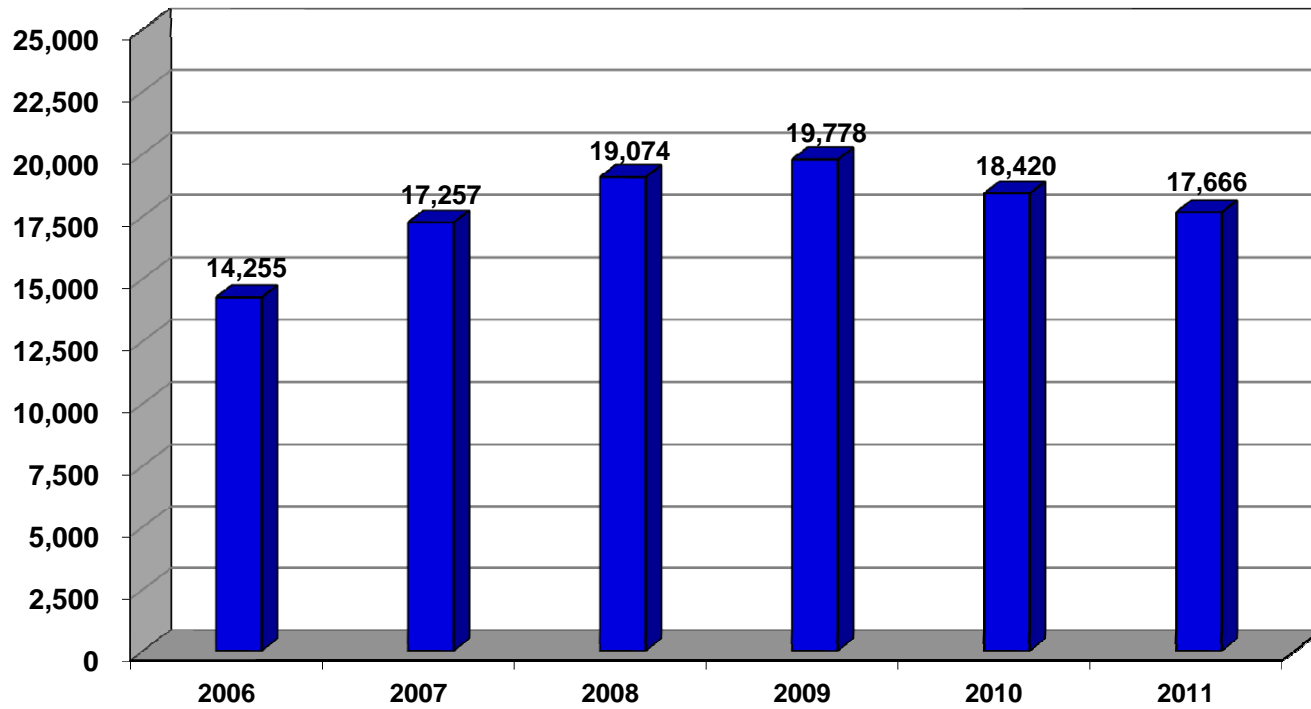
<b>% of Filings by Chap. By Div. Chapter % of</b>			
	<b>Memphis</b>	<b>Jackson</b>	<b>Total Filings</b>
Chapter 7	67%	33%	30%
Chapter 11	76%	24%	0%
Chapter 12	0%	0%	0%
Chapter 13	76%	24%	70%
<b>Totals:</b>	<b>73%</b>	<b>27%</b>	<b>100%</b>

<p><b>Overall Change</b>  <b>2011 Over 2010</b>  <b>(Both Divisions)</b></p> <p><b>-4.09%</b></p>
---

<b>2011 Over 2010</b>		
	<b>Memphis</b>	<b>Total %</b>
Chapter 7	(545)	-12.69%
Chapter 11	(11)	-22.00%
Chapter 12	1	100%
Chapter 13	223	2.28%
<b>Totals:</b>	<b>(332)</b>	<b>-2.35%</b>

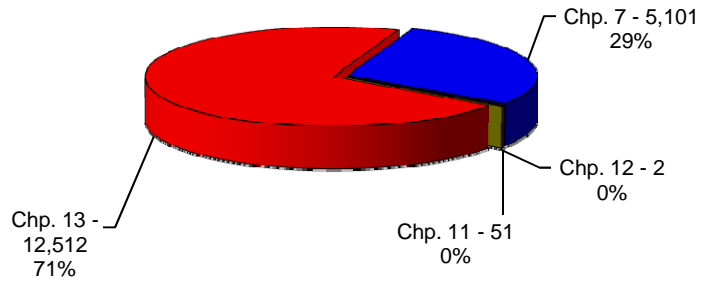
*Calculation of percentages are rounded to two places. .745 would be shown as .75 or 75%, and .744 would be displayed as .74 or 74%.*

**Total Filings For Western District By Year  
12 Month Period Ending Dec 31, 2011  
and Prior 12 Month Intervals**

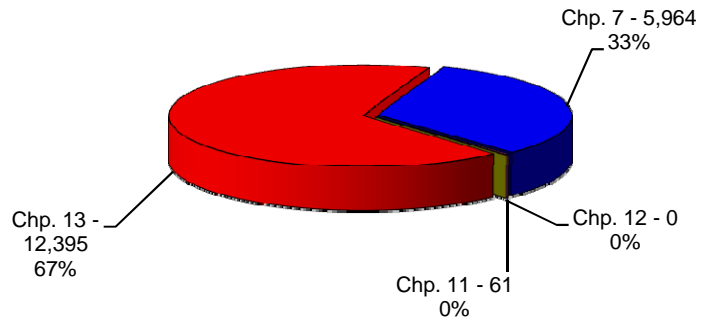


## United States Bankruptcy Court Western District of Tennessee

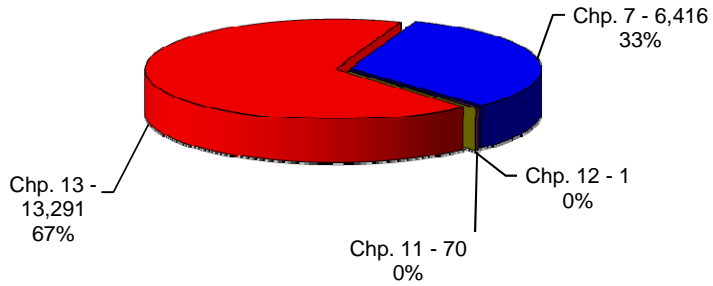
**Bankruptcy Case Filings  
Jan 01, 2011 thru Dec 31, 2011**



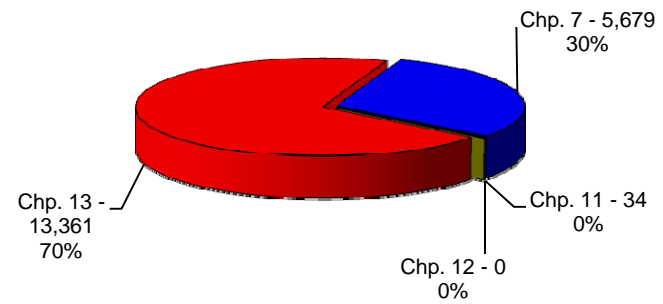
**Bankruptcy Case Filings  
Jan 01, 2010 thru Dec 31, 2010**



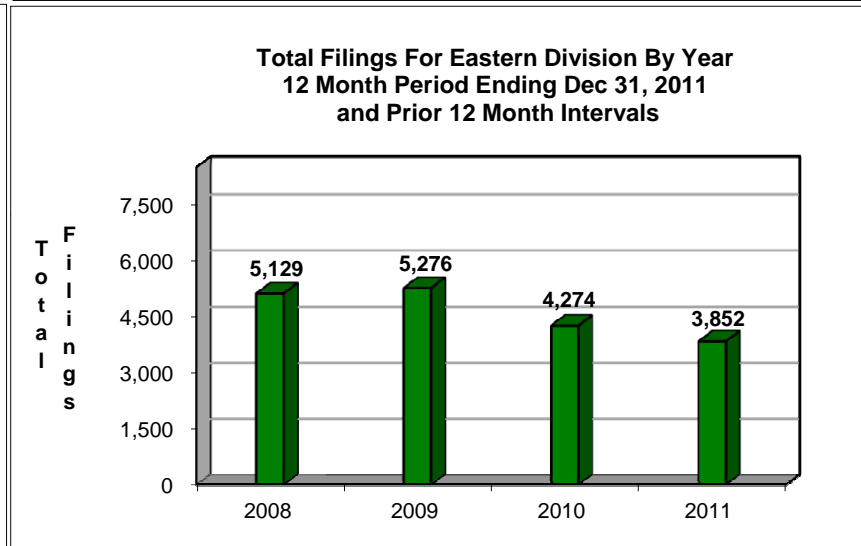
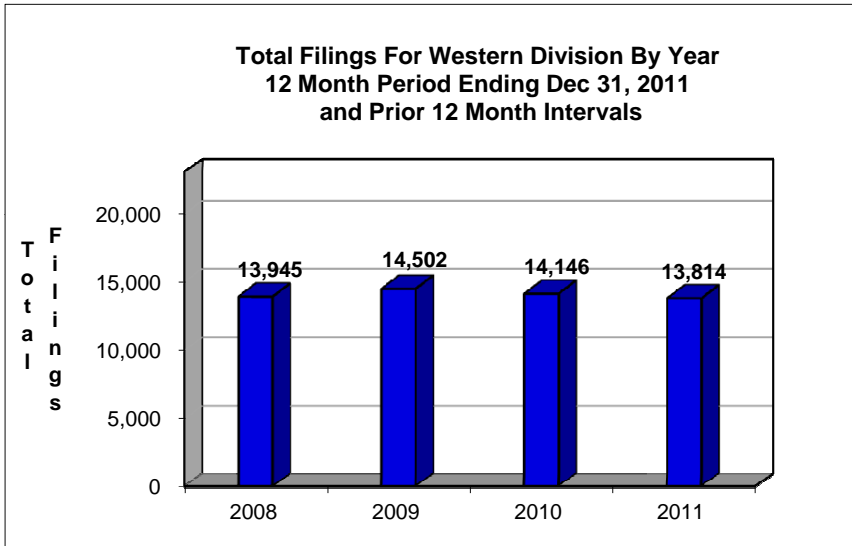
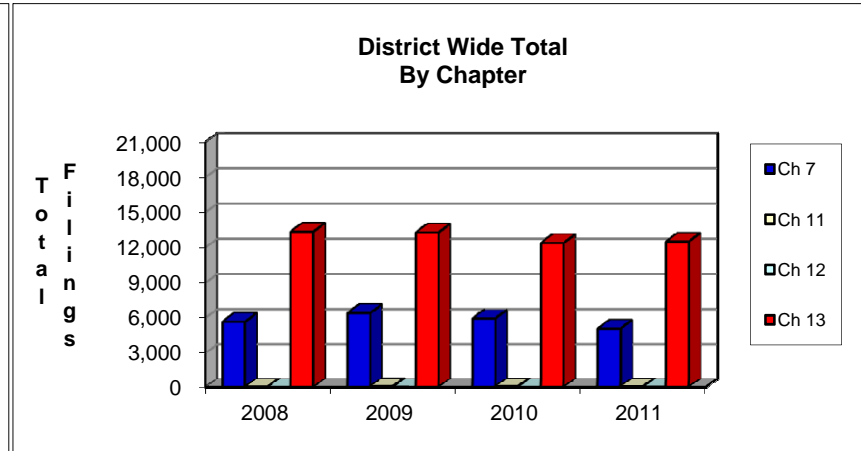
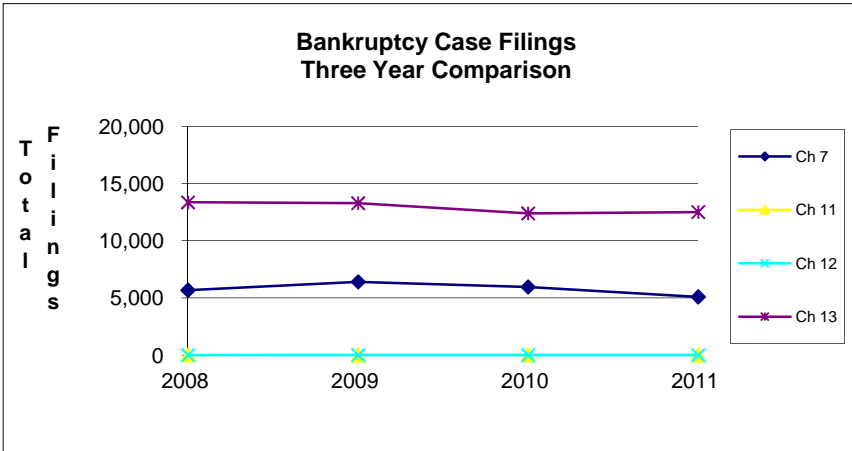
**Bankruptcy Case Filings  
Jan 01, 2009 thru Dec 31, 2009**



**Bankruptcy Case Filings  
Jan 01, 2008 thru Dec 31, 2008**



## United States Bankruptcy Court Western District of Tennessee



**NOTE: Data For Each Year was Calculated Beginning Dec 31, 2011 And Extending Backwards Twelve Months**

**Bankruptcy Yearly Case Filings  
Western District of Tennessee**

