

UNITED STATES BANKRUPTCY COURT
Western District of Tennessee
PETITIONS FILED FOR TWELVE MONTH PERIODS
BY DIVISIONS

Jan 1, 2009 - Dec 31, 2009			
	Memphis	Jackson	Totals
Chapter 7	4,069	1,897	5,966
Chapter 11	51	27	78
Chapter 12	0	1	1
Chapter 13	10,379	3,350	13,729
Totals:	14,499	5,275	19,774

Jan 1, 2008 - Dec 31, 2008			
	Memphis	Jackson	Totals
Chapter 7	3,564	1,788	5,352
Chapter 11	28	10	38
Chapter 12	0	0	0
Chapter 13	10,353	3,331	13,684
Totals:	13,945	5,129	19,074

Jan 1, 2007 - Dec 31, 2007			
	Memphis	Jackson	Totals
Chapter 7	3,002	1,487	4,489
Chapter 11	26	7	33
Chapter 12	0	1	1
Chapter 13	10,012	2,722	12,734
Totals:	13,040	4,217	17,257

Jan 1, 2006 - Dec 31, 2006			
	Memphis	Jackson	Totals
Chapter 7	2,291	1,060	3,351
Chapter 11	20	18	38
Chapter 12	0	1	1
Chapter 13	8,539	2,326	10,865
Totals:	10,850	3,405	14,255

2009 Over 2008			
	Memphis	Jackson	Total %
Chapter 7	505	109	11.47%
Chapter 11	23	17	105.26%
Chapter 12	0	1	100%
Chapter 13	26	19	0.33%
Totals:	554	146	3.67%

2009 Over 2008		
	Jackson	Total %
Chapter 7	109	6.10%
Chapter 11	17	170.00%
Chapter 12	1	100%
Chapter 13	19	0.57%
Totals:	146	2.85%

% of Filings by Chap. By Div. Chapter % of			
	Memphis	Jackson	Total Filings
Chapter 7	68%	32%	30%
Chapter 11	65%	35%	0%
Chapter 12	0%	100%	0%
Chapter 13	76%	24%	69%
Totals:	73%	27%	100%

% of Filings by Chap. By Div. Chapter % of			
	Memphis	Jackson	Total Filings
Chapter 7	67%	33%	28%
Chapter 11	74%	26%	0%
Chapter 12	0%	0%	0%
Chapter 13	76%	24%	72%
Totals:	73%	27%	100%

% of Filings by Chap. By Div. Chapter % of			
	Memphis	Jackson	Total Filings
Chapter 7	67%	33%	26%
Chapter 11	79%	21%	0%
Chapter 12	0%	100%	0%
Chapter 13	79%	21%	74%
Totals:	76%	24%	100%

% of Filings by Chap. By Div. Chapter % of			
	Memphis	Jackson	Total Filings
Chapter 7	68%	32%	24%
Chapter 11	53%	47%	0%
Chapter 12	0%	100%	0%
Chapter 13	79%	21%	76%
Totals:	76%	24%	100%

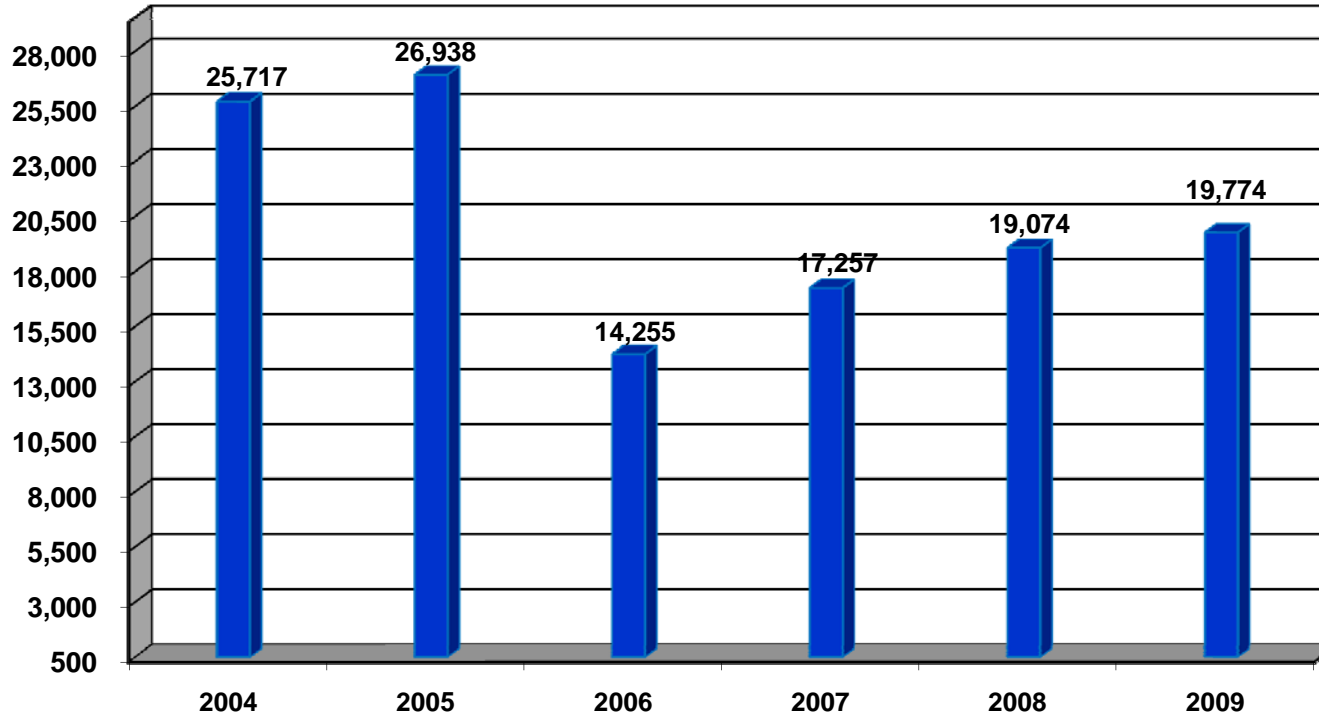
**Overall Change
2009 Over 2008
(Both Divisions)**

3.67%

2009 Over 2008		
	Memphis	Total %
Chapter 7	505	14.17%
Chapter 11	23	82.14%
Chapter 12	0	0.00%
Chapter 13	26	0.25%
Totals:	554	3.97%

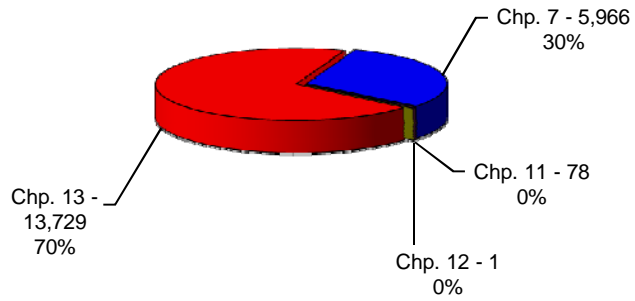
Calculation of percentages are rounded to two places. .745 would be shown as .75 or 75%, and .744 would be displayed as .74 or 74%.

**Total Filings For Western District By Year
12 Month Period Ending Dec 31, 2009
and Prior 12 Month Intervals**

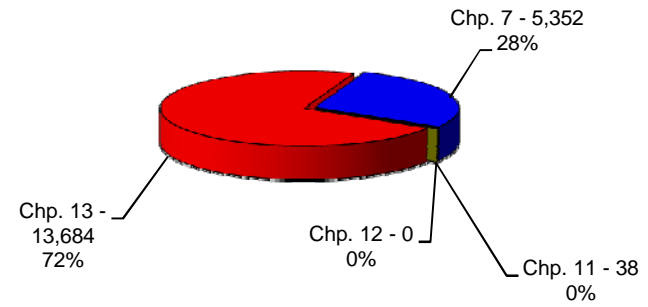


**United States Bankruptcy Court
Western District of Tennessee**

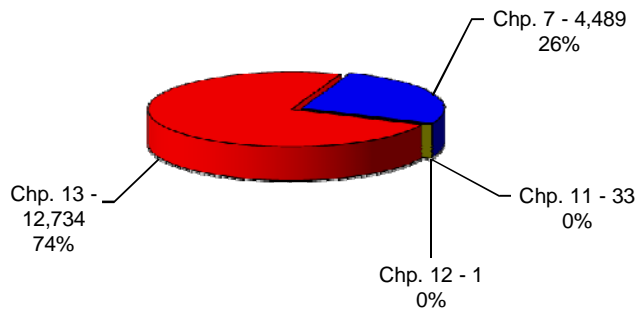
**Bankruptcy Case Filings
Jan 1, 2009 thru Dec 31, 2009**



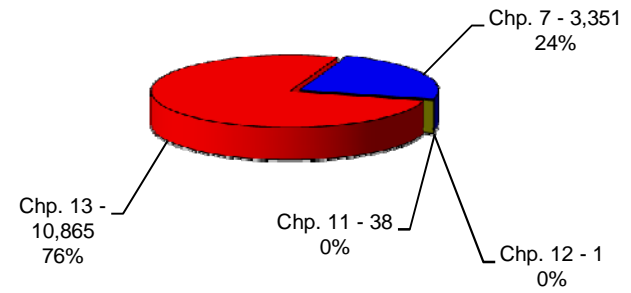
**Bankruptcy Case Filings
Jan 1, 2008 thru Dec 31, 2008**



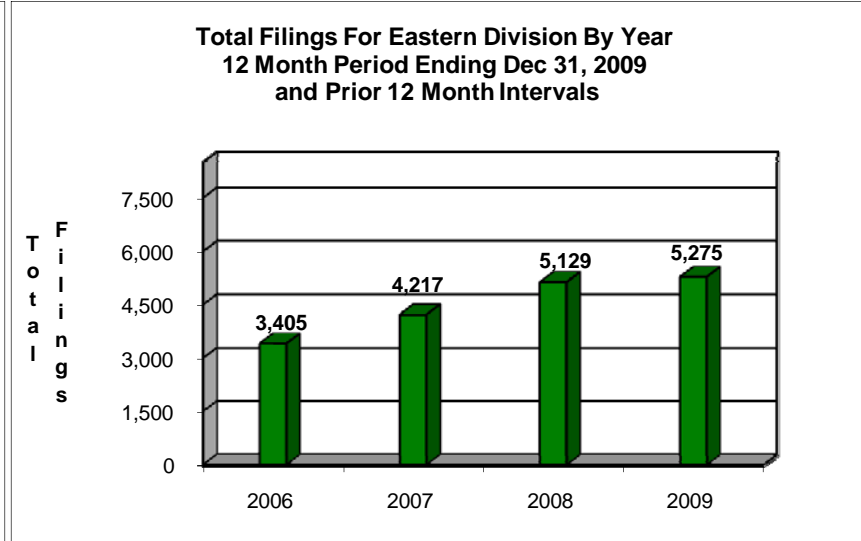
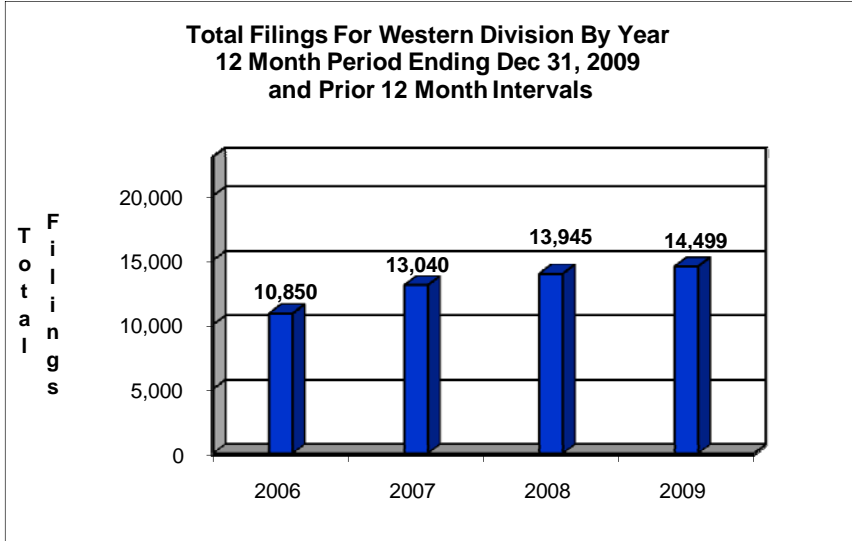
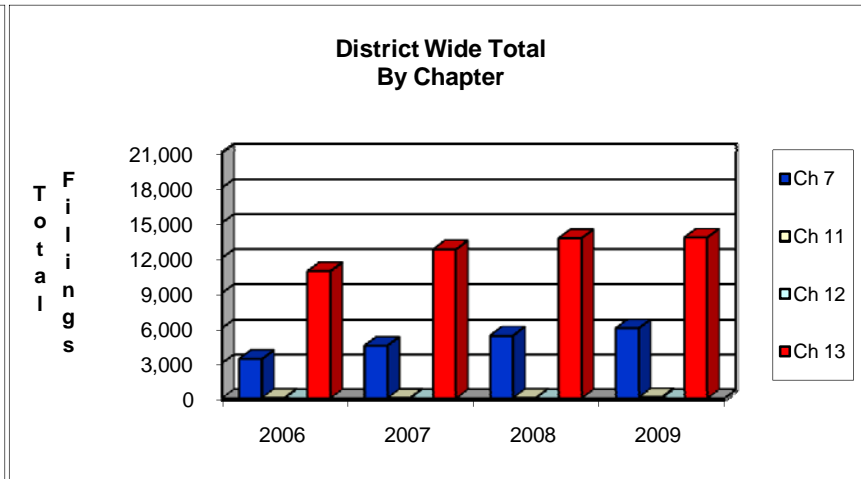
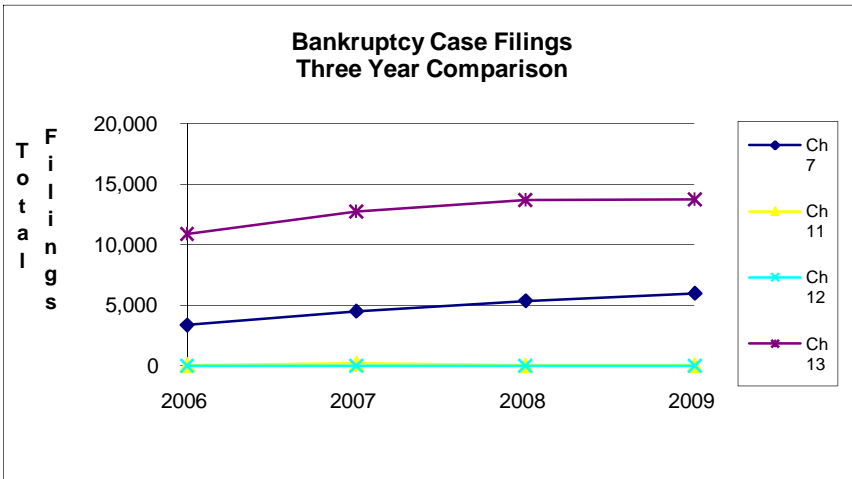
**Bankruptcy Case Filings
Jan 1, 2007 thru Dec 31, 2007**



**Bankruptcy Case Filings
Jan 1, 2006 thru Dec 31, 2006**



United States Bankruptcy Court Western District of Tennessee



NOTE: Data For Each Year was Calculated Beginning Dec 31, 2009 and Extending Backwards Twelve Months

**Bankruptcy Yearly Case Filings
Western District of Tennessee**

