

UNITED STATES BANKRUPTCY COURT
Western District of Tennessee
PETITIONS FILED FOR TWELVE MONTH PERIODS
BY DIVISIONS

Jan 01, 2008 - Dec 31, 2008			
	Memphis	Jackson	Totals
Chapter 7	3,330	1,666	4,996
Chapter 9	0	0	0
Chapter 11	30	14	44
Chapter 12	0	0	0
Chapter 13	10,585	3,448	14,033
Totals:	13,945	5,128	19,073

Jan 01, 2007 - Dec 31, 2007			
	Memphis	Jackson	Totals
Chapter 7	2,842	1,423	4,265
Chapter 9	0	0	0
Chapter 11	26	7	33
Chapter 12	0	1	1
Chapter 13	10,172	2,786	12,958
Totals:	13,040	4,217	17,257

Jan 01, 2006 - Dec 31, 2006			
	Memphis	Jackson	Totals
Chapter 7	2,215	1,031	3,246
Chapter 9	0	0	0
Chapter 11	20	18	38
Chapter 12	0	1	1
Chapter 13	8,615	2,355	10,970
Totals:	10,850	3,405	14,255

Jan 01, 2005 - Dec 31, 2005			
	Memphis	Jackson	Totals
Chapter 7	8,395	2,935	11,330
Chapter 9	0	0	0
Chapter 11	27	25	52
Chapter 12	0	0	0
Chapter 13	12,711	2,845	15,556
Totals:	21,133	5,805	26,938

2008 Over 2007			
	Memphis	Jackson	Total %
Chapter 7	488	243	17.14%
Chapter 9	0	0	0.00%
Chapter 11	4	7	33.33%
Chapter 12	0	(1)	-100.00%
Chapter 13	413	662	8.30%
Totals:	905	911	10.52%

2008 Over 2007		
	Jackson	Total %
Chapter 7	243	17.08%
Chapter 9	0	0.00%
Chapter 11	7	100.00%
Chapter 12	(1)	-100.00%
Chapter 13	662	23.76%
Totals:	911	21.60%

% of Filings by Chap. By Div. Chapter % of			
	Memphis	Jackson	Total Filings
Chapter 7	67%	33%	26%
Chapter 9	0%	0%	0%
Chapter 11	68%	32%	0%
Chapter 12	0%	0%	0%
Chapter 13	75%	25%	74%
Totals:	73%	27%	100%

% of Filings by Chap. By Div. Chapter % of			
	Memphis	Jackson	Total Filings
Chapter 7	67%	33%	25%
Chapter 9	0%	0%	0%
Chapter 11	79%	21%	0%
Chapter 12	0%	100%	0%
Chapter 13	78%	22%	75%
Totals:	76%	24%	100%

% of Filings by Chap. By Div. Chapter % of			
	Memphis	Jackson	Total Filings
Chapter 7	68%	32%	23%
Chapter 9	0%	0%	0%
Chapter 11	53%	47%	0%
Chapter 12	0%	100%	0%
Chapter 13	79%	21%	77%
Totals:	76%	24%	100%

% of Filings by Chap. By Div. Chapter % of			
	Memphis	Jackson	Total Filings
Chapter 7	74%	26%	42%
Chapter 9	0%	0%	0%
Chapter 11	52%	48%	0%
Chapter 12	0%	0%	0%
Chapter 13	82%	18%	58%
Totals:	78%	22%	100%

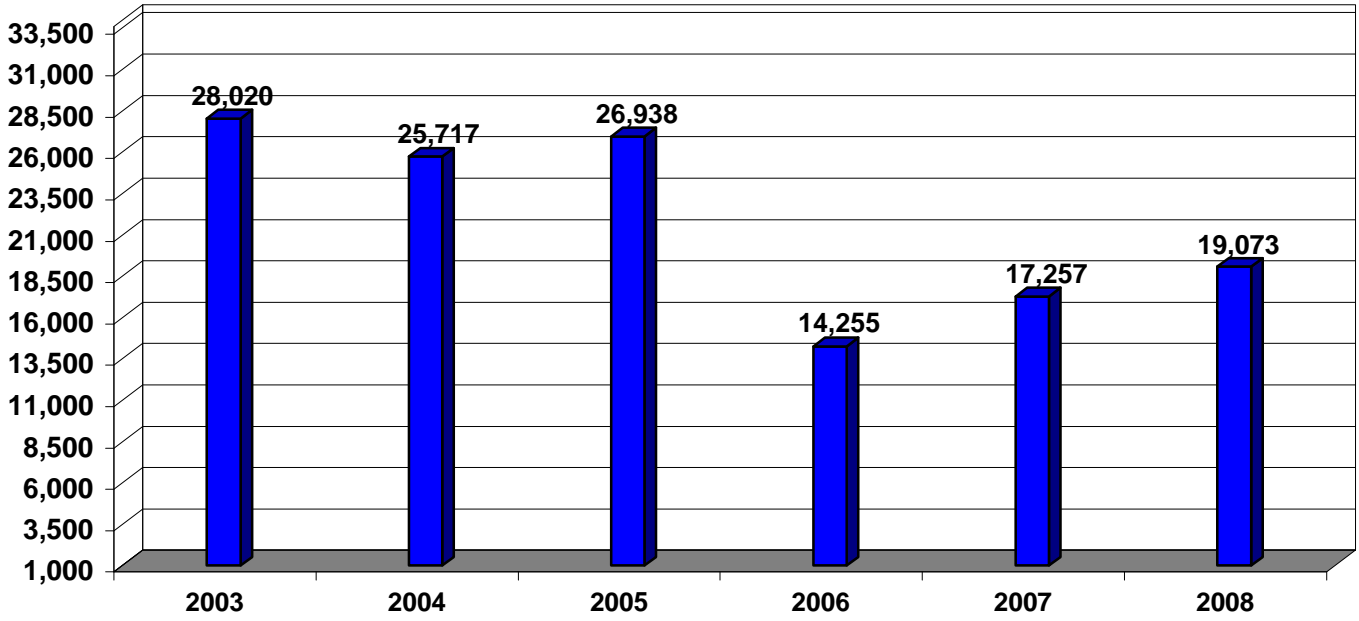
**Overall Change
2008 Over 2007
(Both Divisions)**

10.52%

2008 Over 2007		
	Memphis	Total %
Chapter 7	488	17.17%
Chapter 9	0	0.00%
Chapter 11	4	15.38%
Chapter 12	0	0.00%
Chapter 13	413	4.06%
Totals:	905	6.94%

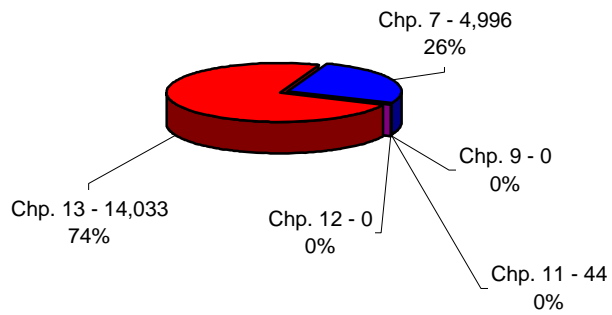
Calculation of percentages are rounded to two places. .745 would be shown as .75 or 75%, and .744 would be displayed as .74 or 74%.

**Total Filings For Western District
12 Month Period Ending Dec 31, 2008
and Prior 12 Month Intervals**

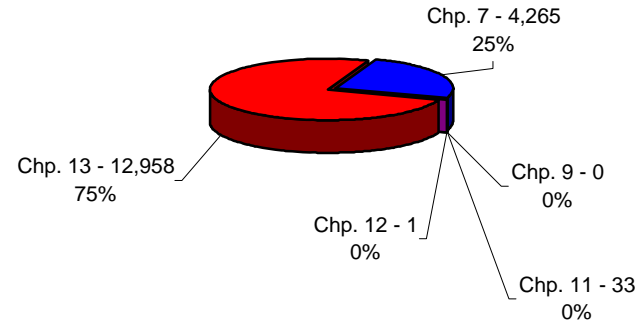


**United States Bankruptcy Court
Western District of Tennessee**

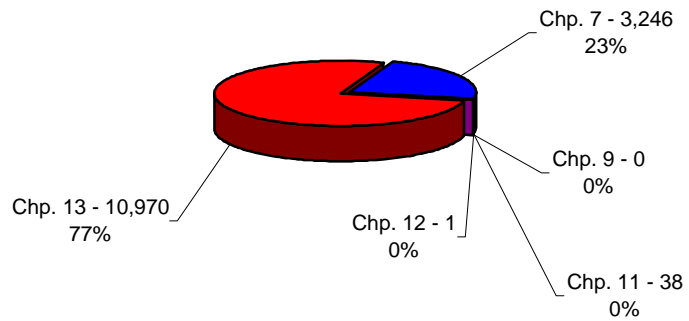
**Bankruptcy Case Filings
Jan 01, 2008 thru Dec 31, 2008**



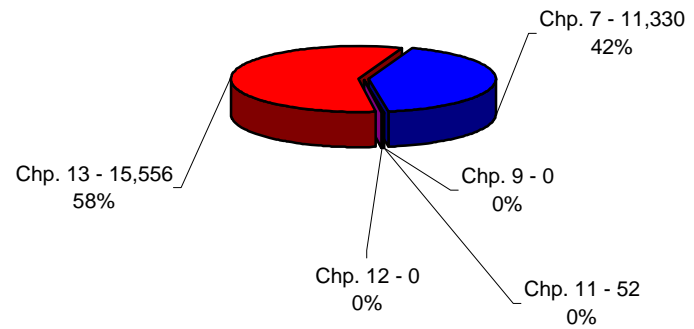
**Bankruptcy Case Filings
Jan 01, 2007 thru Dec 31, 2007**



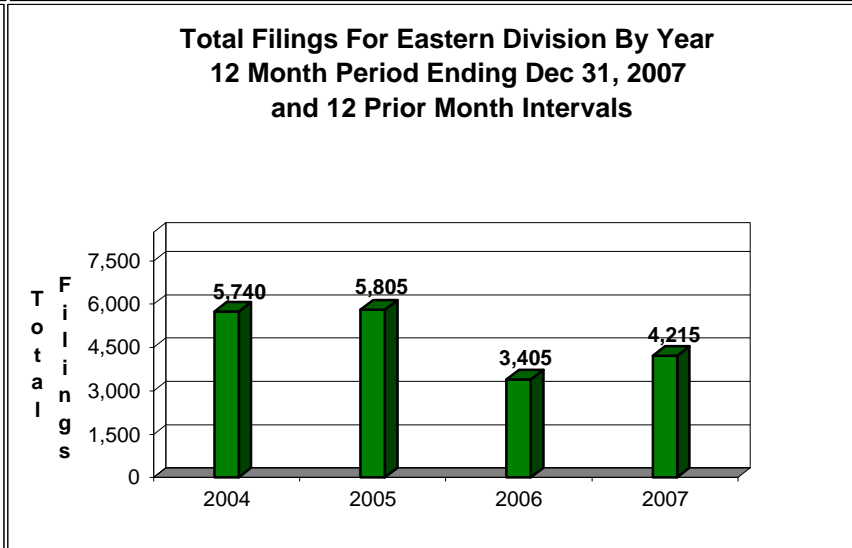
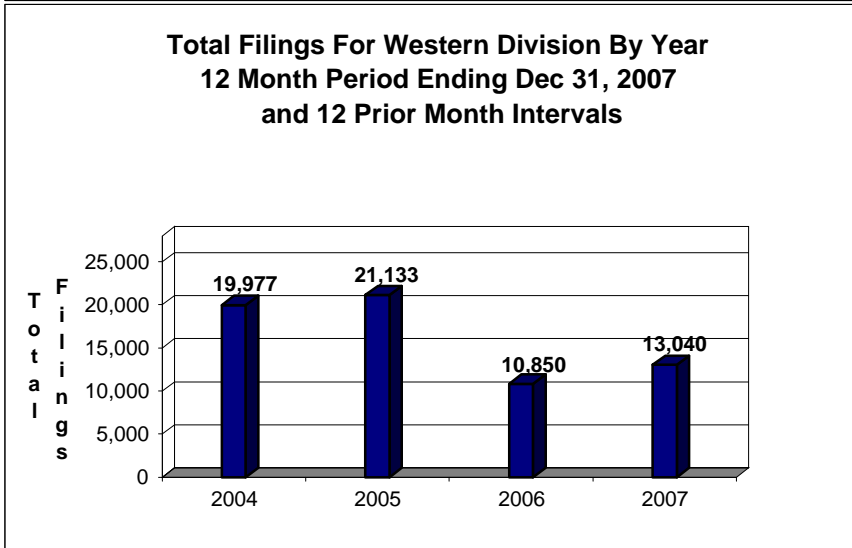
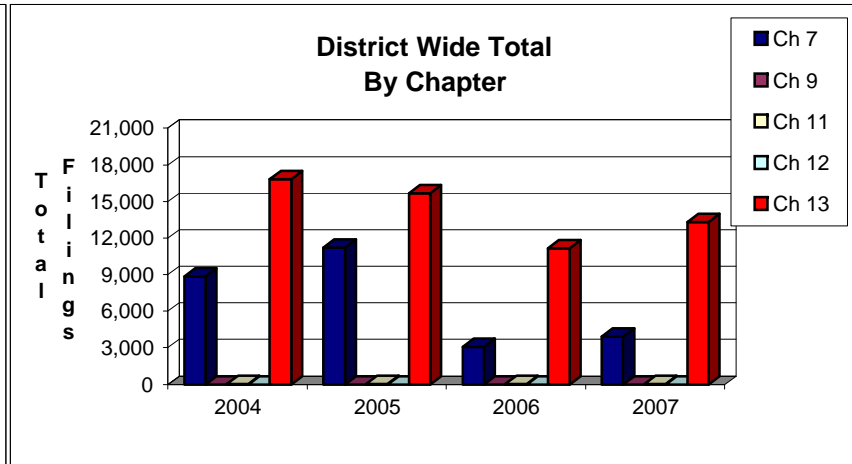
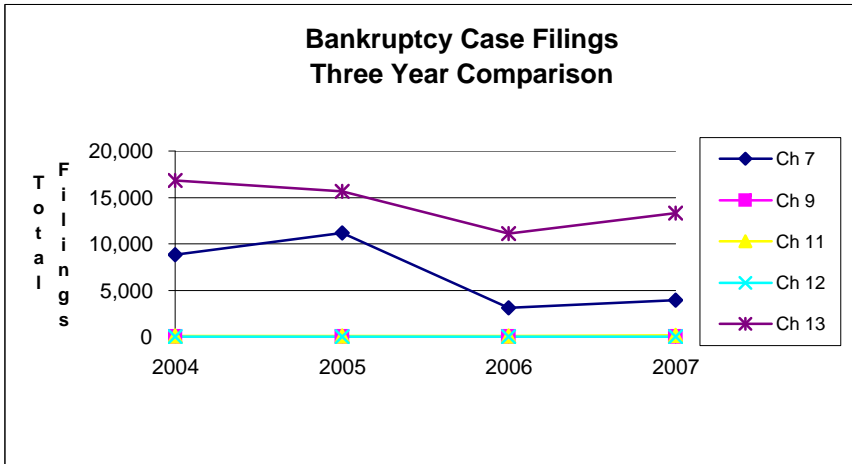
**Bankruptcy Case Filings
Jan 01, 2006 thru Dec 31, 2006**



**Bankruptcy Case Filings
Jan 01, 2005 thru Dec 31, 2005**



United States Bankruptcy Court Western District of Tennessee



NOTE: Data For Each Year was Calculated Beginning Dec 31, 2007 And Extending Backwards Twelve Months

**Bankruptcy Monthly Case Filings
Western District of Tennessee**

