

UNITED STATES BANKRUPTCY COURT
Western District of Tennessee
PETITIONS FILED FOR TWELVE MONTH PERIODS
BY DIVISIONS

Jan 01, 2007 - Dec 31, 2007			
	Memphis	Jackson	Totals
Chapter 7	2,615	1,318	3,933
Chapter 9	0	0	0
Chapter 11	26	10	36
Chapter 12	0	1	1
Chapter 13	10,399	2,886	13,285
Totals:	13,040	4,215	17,255

Jan 01, 2006 - Dec 31, 2006			
	Memphis	Jackson	Totals
Chapter 7	2,094	986	3,080
Chapter 9	0	0	0
Chapter 11	20	18	38
Chapter 12	0	1	1
Chapter 13	8,736	2,400	11,136
Totals:	10,850	3,405	14,255

Jan 01, 2005 - Dec 31, 2005			
	Memphis	Jackson	Totals
Chapter 7	8,289	2,914	11,203
Chapter 9	0	0	0
Chapter 11	27	26	53
Chapter 12	0	0	0
Chapter 13	12,817	2,865	15,682
Totals:	21,133	5,805	26,938

Jan 01, 2004 - Dec 31, 2004			
	Memphis	Jackson	Totals
Chapter 7	6,333	2,503	8,836
Chapter 9	0	0	0
Chapter 11	25	22	47
Chapter 12	0	0	0
Chapter 13	13,619	3,215	16,834
Totals:	19,977	5,740	25,717

2007 Over 2006			
	Memphis	Jackson	Total %
Chapter 7	521	332	27.69%
Chapter 9	0	0	0.00%
Chapter 11	6	(8)	-5.26%
Chapter 12	0	0	0.00%
Chapter 13	1,663	486	19.30%
Totals:	2,190	810	21.05%

2007 Over 2006		
	Jackson	Total %
Chapter 7	332	33.67%
Chapter 9	0	0.00%
Chapter 11	(8)	-44.44%
Chapter 12	0	0.00%
Chapter 13	486	20.25%
Totals:	810	23.79%

% of Filings by Chap. By Div. Chapter % of			
	Memphis	Jackson	Total Filings
Chapter 7	66%	34%	23%
Chapter 9	0%	0%	0%
Chapter 11	72%	28%	0%
Chapter 12	0%	100%	0%
Chapter 13	78%	22%	77%
Totals:	76%	24%	100%

% of Filings by Chap. By Div. Chapter % of			
	Memphis	Jackson	Total Filings
Chapter 7	68%	32%	22%
Chapter 9	0%	0%	0%
Chapter 11	53%	47%	0%
Chapter 12	0%	100%	0%
Chapter 13	78%	22%	78%
Totals:	76%	24%	100%

% of Filings by Chap. By Div. Chapter % of			
	Memphis	Jackson	Total Filings
Chapter 7	74%	26%	42%
Chapter 9	0%	0%	0%
Chapter 11	51%	49%	0%
Chapter 12	0%	0%	0%
Chapter 13	82%	18%	58%
Totals:	78%	22%	100%

% of Filings by Chap. By Div. Chapter % of			
	Memphis	Jackson	Total Filings
Chapter 7	72%	28%	34%
Chapter 9	0%	0%	0%
Chapter 11	53%	47%	0%
Chapter 12	0%	0%	0%
Chapter 13	81%	19%	65%
Totals:	78%	22%	100%

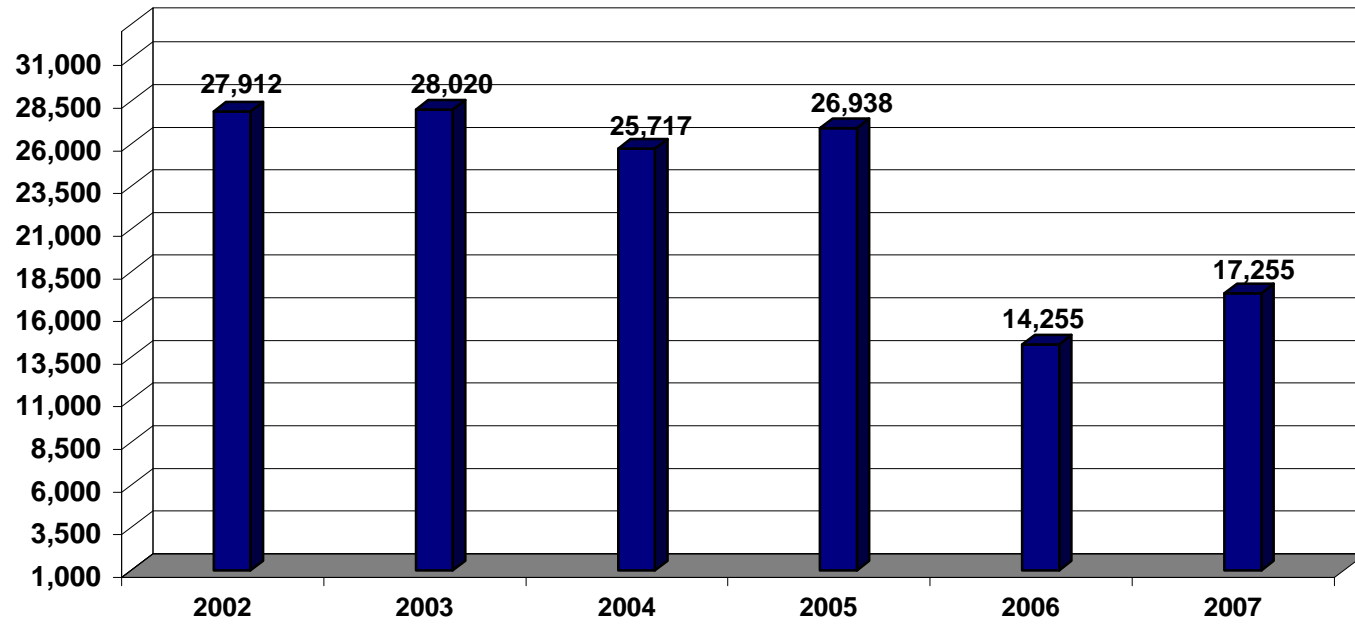
**Overall Change
2007 Over 2006
(Both Divisions)**

21.05%

2007 Over 2006		
	Memphis	Total %
Chapter 7	521	24.88%
Chapter 9	0	0.00%
Chapter 11	6	30.00%
Chapter 12	0	0.00%
Chapter 13	1,663	19.04%
Totals:	2,190	20.18%

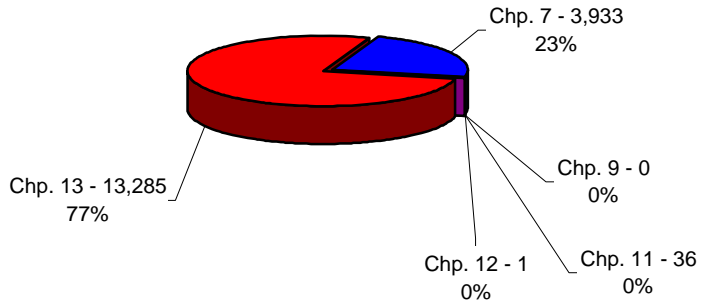
Calculation of percentages are rounded to two places. .745 would be shown as .75 or 75%, and .744 would be displayed as .74 or 74%.

**Total Filings For Western District By Year
12 Month Period Ending Dec 31, 2007
and 12 Prior Month Intervals**

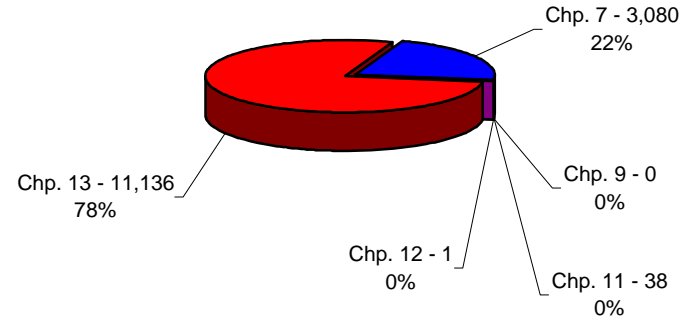


**United States Bankruptcy Court
Western District of Tennessee**

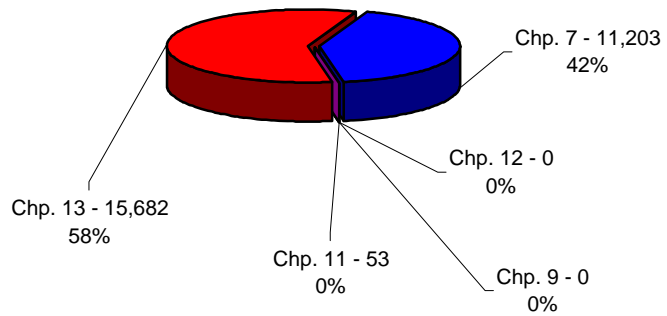
**Bankruptcy Case Filings
Jan 01, 2007 thru Dec 31, 2007**



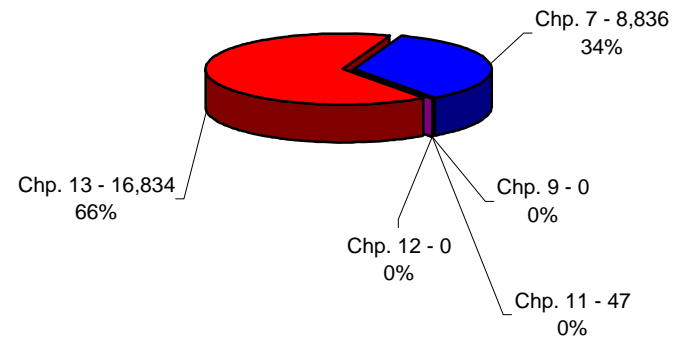
**Bankruptcy Case Filings
Jan 01, 2006 thru Dec 31, 2006**



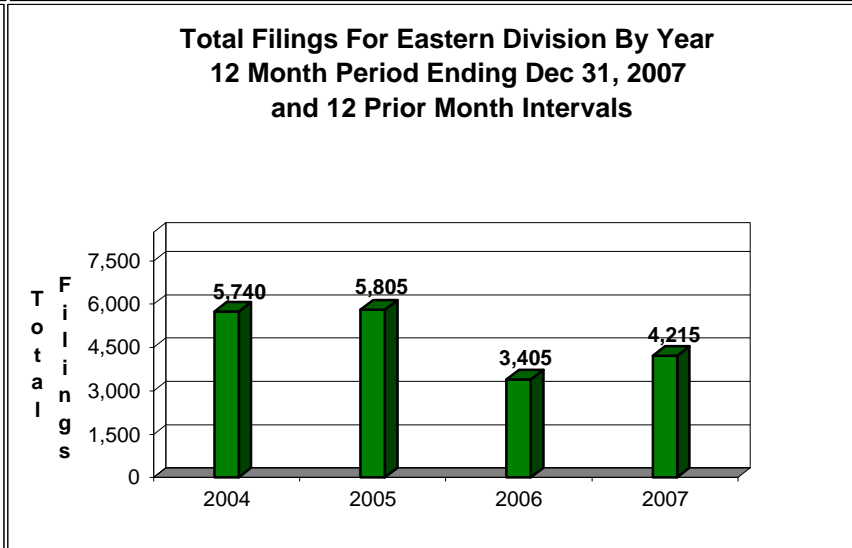
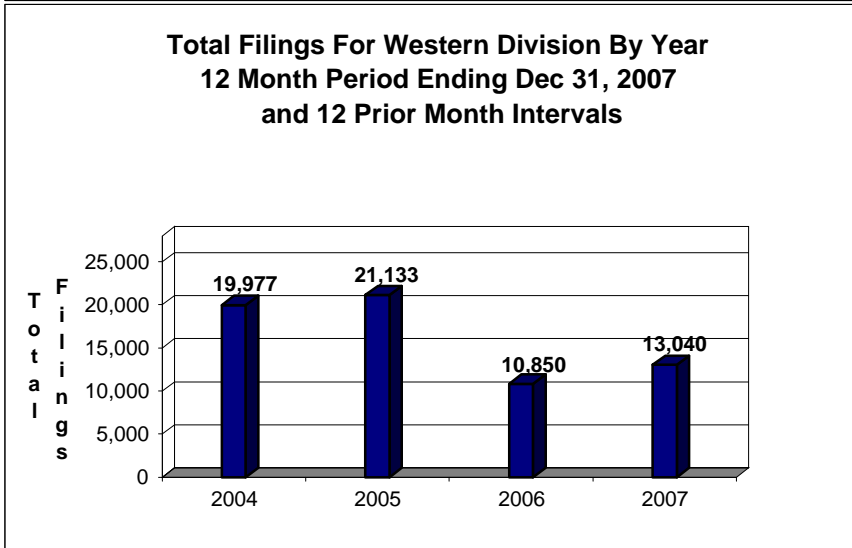
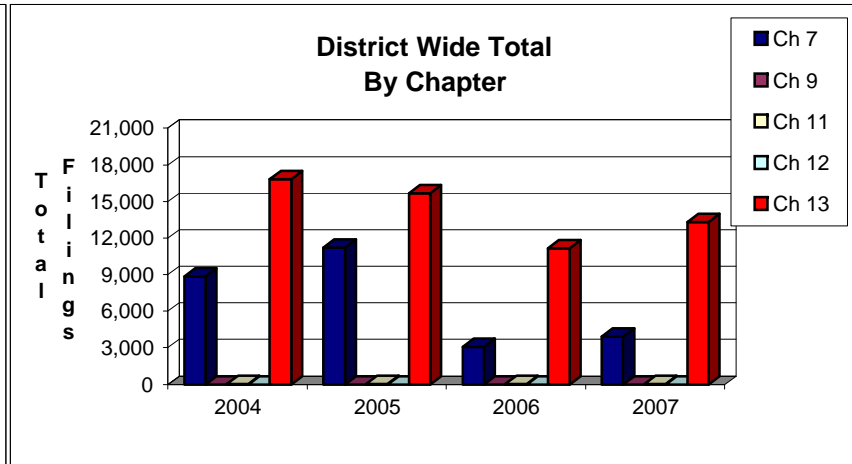
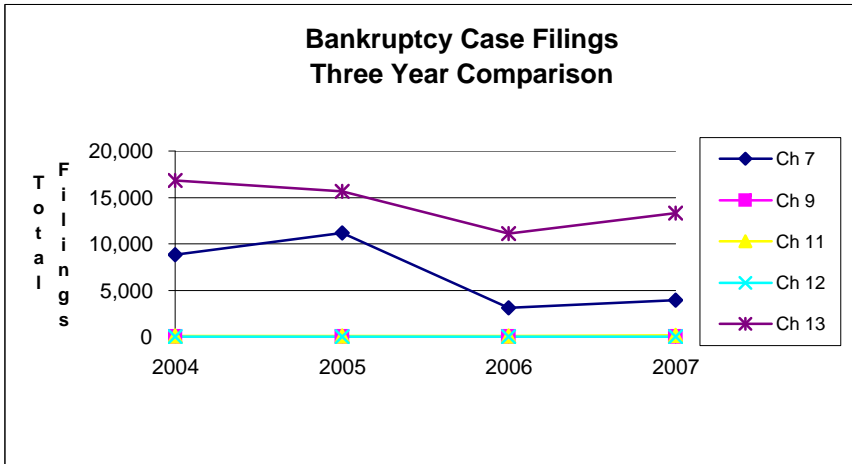
**Bankruptcy Case Filings
Jan 01, 2005 thru Dec 31, 2005**



**Bankruptcy Case Filings
Jan 01, 2004 thru Dec 31, 2004**



United States Bankruptcy Court Western District of Tennessee



NOTE: Data For Each Year was Calculated Beginning Dec 31, 2007 And Extending Backwards Twelve Months

**Bankruptcy Monthly Case Filings
Western District of Tennessee**

