

**UNITED STATES BANKRUPTCY COURT**  
**Western District of Tennessee**  
**PETITIONS FILED FOR TWELVE MONTH PERIODS**  
**BY DIVISIONS**

<b>Oct 1, 2020 - Sep 30, 2021</b>			
	<b>Memphis</b>	<b>Jackson</b>	<b>Totals</b>
Chapter 7	1,254	467	1,721
Chapter 11	8	7	15
Chapter 12	0	0	0
Chapter 13	3,116	720	3,836
<b>Totals:</b>	<b>4,378</b>	<b>1,194</b>	<b>5,572</b>

<b>Oct 1, 2019 - Sep 30, 2020</b>			
	<b>Memphis</b>	<b>Jackson</b>	<b>Totals</b>
Chapter 7	1,978	689	2,667
Chapter 11	9	5	14
Chapter 12	0	0	0
Chapter 13	5,117	1,196	6,313
<b>Totals:</b>	<b>7,104</b>	<b>1,890</b>	<b>8,994</b>

<b>Oct 1, 2018 - Sep 30, 2019</b>			
	<b>Memphis</b>	<b>Jackson</b>	<b>Totals</b>
Chapter 7	2,486	868	3,354
Chapter 11	16	6	22
Chapter 12	0	1	1
Chapter 13	7,846	1,891	9,737
<b>Totals:</b>	<b>10,348</b>	<b>2,766</b>	<b>13,114</b>

<b>Oct 1, 2017 - Sep 30, 2018</b>			
	<b>Memphis</b>	<b>Jackson</b>	<b>Totals</b>
Chapter 7	2,692	915	3,607
Chapter 11	12	3	15
Chapter 12	0	2	2
Chapter 13	8,134	1,863	9,997
<b>Totals:</b>	<b>10,838</b>	<b>2,783</b>	<b>13,621</b>

<b>2021 Over 2020</b>			
	<b>Memphis</b>	<b>Jackson</b>	<b>Total %</b>
Chapter 7	(724)	(222)	-35.47%
Chapter 11	(1)	2	7.14%
Chapter 12	0	0	0.00%
Chapter 13	(2,001)	(476)	-39.24%
<b>Totals:</b>	<b>(2,726)</b>	<b>(696)</b>	<b>-38.05%</b>

<b>2021 Over 2020</b>		
	<b>Jackson</b>	<b>Total %</b>
Chapter 7	(222)	-32.22%
Chapter 11	2	40.00%
Chapter 12	0	0.00%
Chapter 13	(476)	-39.80%
<b>Totals:</b>	<b>(696)</b>	<b>-36.83%</b>

<b>% of Filings by Chap. By Div. Chapter % of</b>			
	<b>Memphis</b>	<b>Jackson</b>	<b>Total Filings</b>
Chapter 7	73%	27%	31%
Chapter 11	53%	47%	0%
Chapter 12	0%	0%	0%
Chapter 13	81%	19%	69%
<b>Totals:</b>	<b>79%</b>	<b>21%</b>	<b>100%</b>

<b>% of Filings by Chap. By Div. Chapter % of</b>			
	<b>Memphis</b>	<b>Jackson</b>	<b>Total Filings</b>
Chapter 7	74%	26%	30%
Chapter 11	64%	36%	0%
Chapter 12	0%	0%	0%
Chapter 13	81%	19%	70%
<b>Totals:</b>	<b>79%</b>	<b>21%</b>	<b>100%</b>

<b>% of Filings by Chap. By Div. Chapter % of</b>			
	<b>Memphis</b>	<b>Jackson</b>	<b>Total Filings</b>
Chapter 7	74%	26%	26%
Chapter 11	73%	27%	0%
Chapter 12	0%	100%	0%
Chapter 13	81%	19%	74%
<b>Totals:</b>	<b>79%</b>	<b>21%</b>	<b>100%</b>

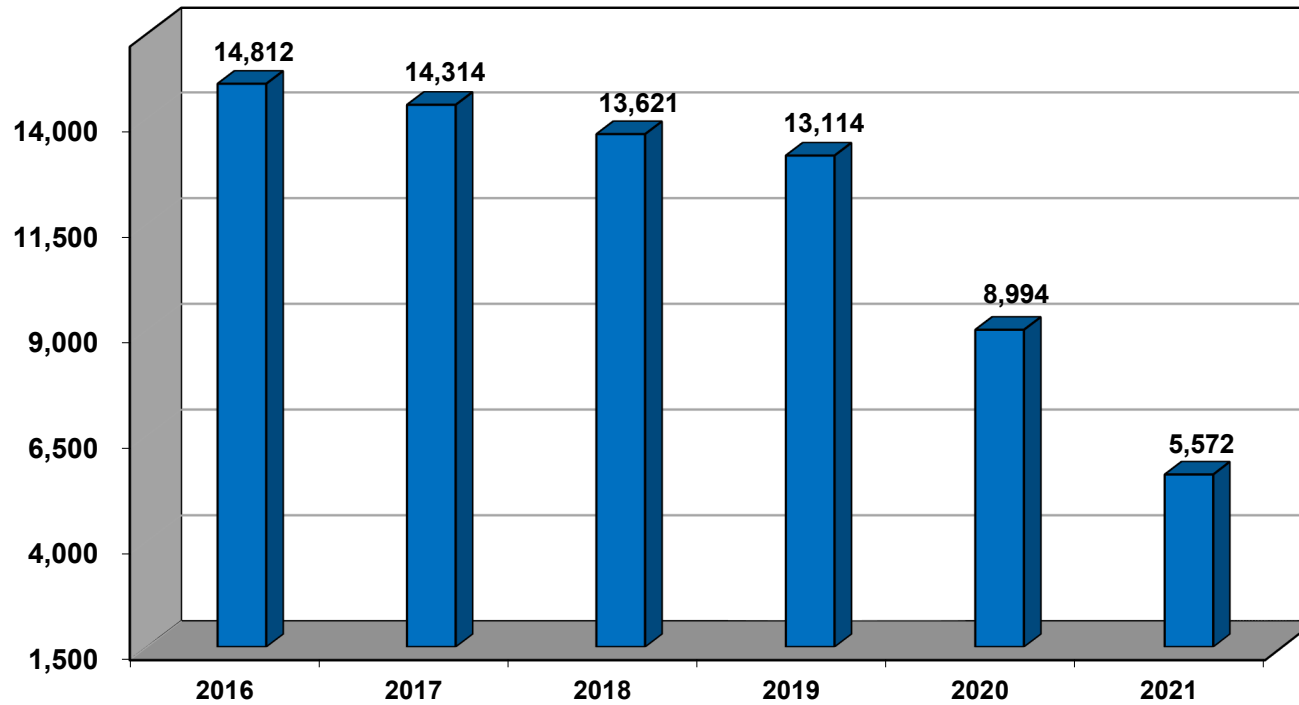
<b>% of Filings by Chap. By Div. Chapter % of</b>			
	<b>Memphis</b>	<b>Jackson</b>	<b>Total Filings</b>
Chapter 7	75%	25%	26%
Chapter 11	80%	20%	0%
Chapter 12	0%	100%	0%
Chapter 13	81%	19%	73%
<b>Totals:</b>	<b>80%</b>	<b>20%</b>	<b>100%</b>

**Overall Change**  
**2021 Over 2020**  
**(Both Divisions)**  
  
**-38.05%**

<b>2021 Over 2020</b>		
	<b>Memphis</b>	<b>Total %</b>
Chapter 7	(724)	-36.60%
Chapter 11	(1)	-11.11%
Chapter 12	0	0.00%
Chapter 13	(2,001)	-39.10%
<b>Totals:</b>	<b>(2,726)</b>	<b>-38.37%</b>

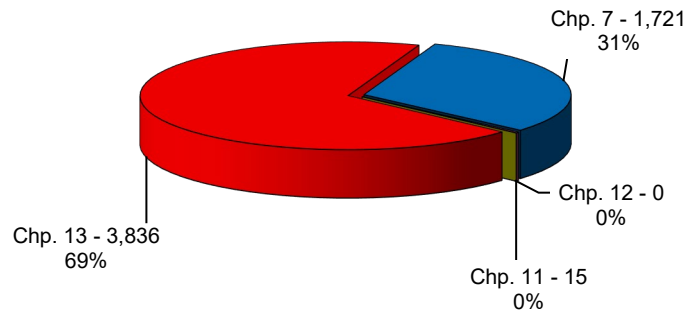
*Calculation of percentages are rounded to two places. .745 would be shown as .75 or 75%, and .744 would be displayed as .74 or 74%.*

**Total Filings For Western District By Year  
12 Month Period Ending Sep 30, 2021  
and Prior 12 Month Intervals**

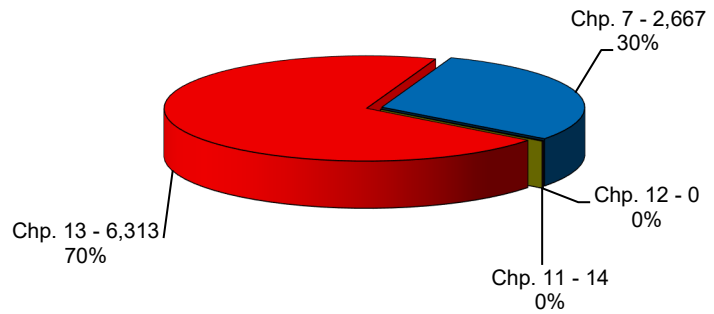


## United States Bankruptcy Court Western District of Tennessee

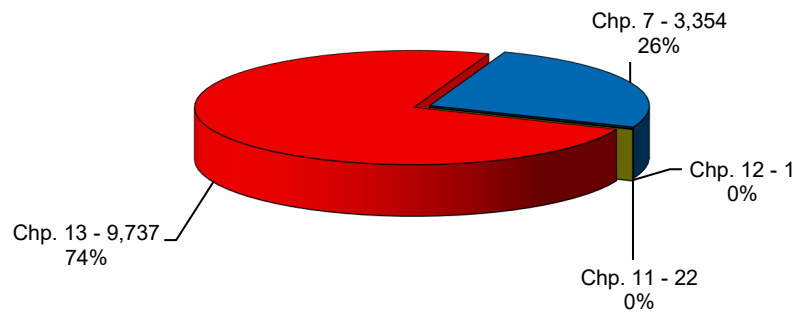
**Bankruptcy Case Filings  
Oct 1, 2020 thru Sep 30, 2021**



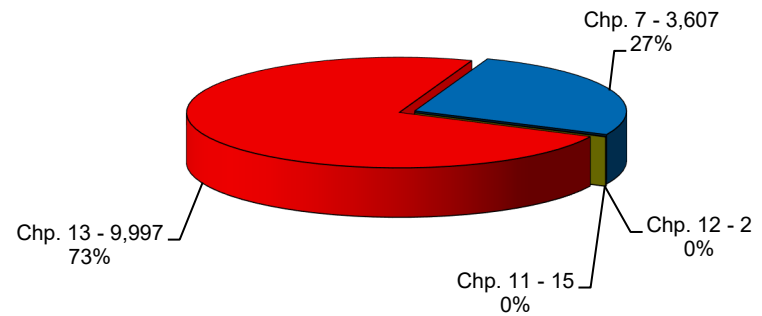
**Bankruptcy Case Filings  
Oct 1, 2019 thru Sep 30, 2020**



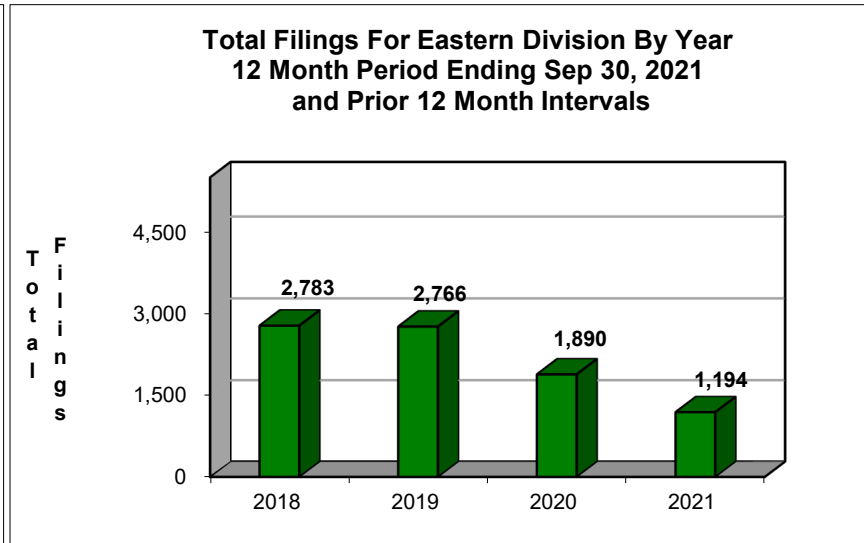
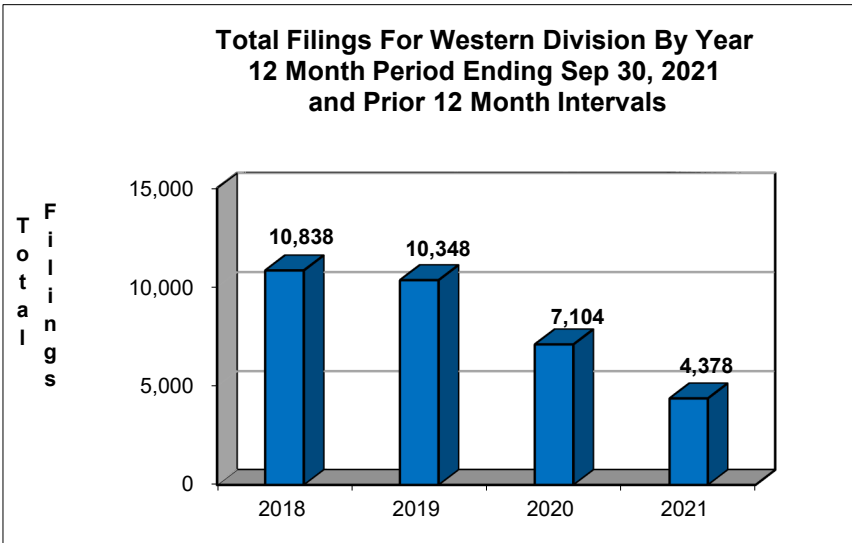
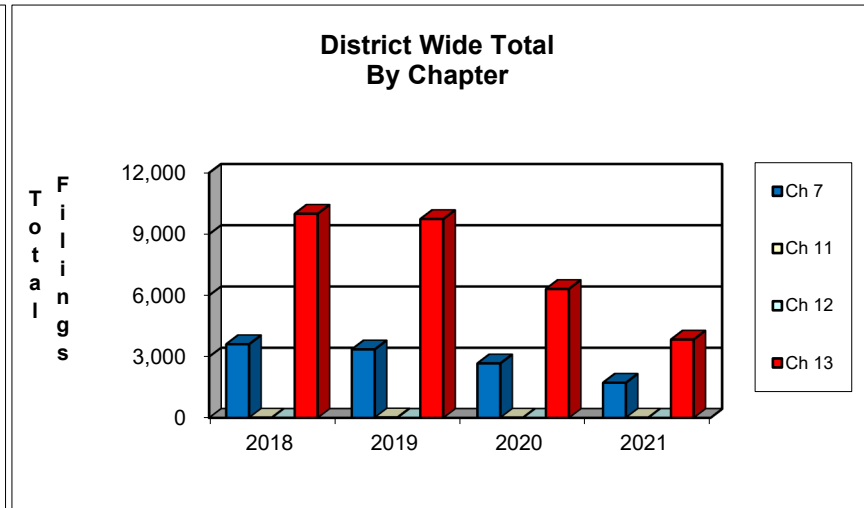
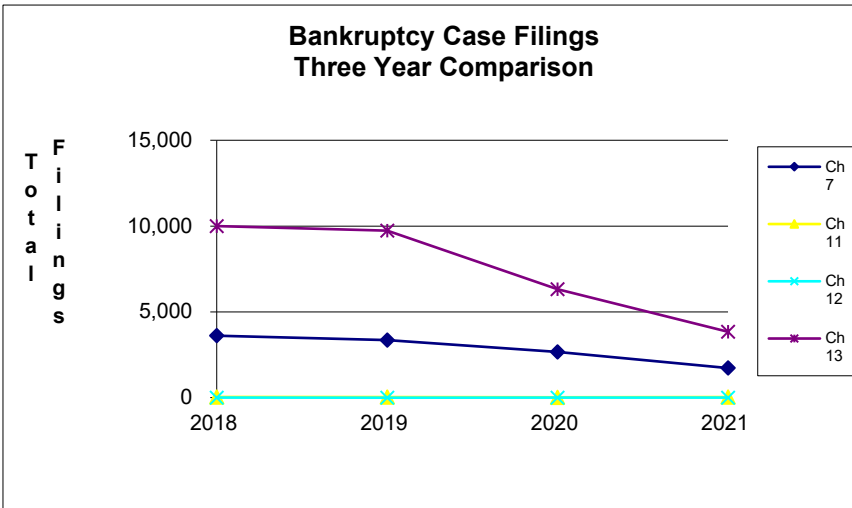
**Bankruptcy Case Filings  
Oct 1, 2018 thru Sep 30, 2019**



**Bankruptcy Case Filings  
Oct 1, 2017 thru Sep 30, 2018**

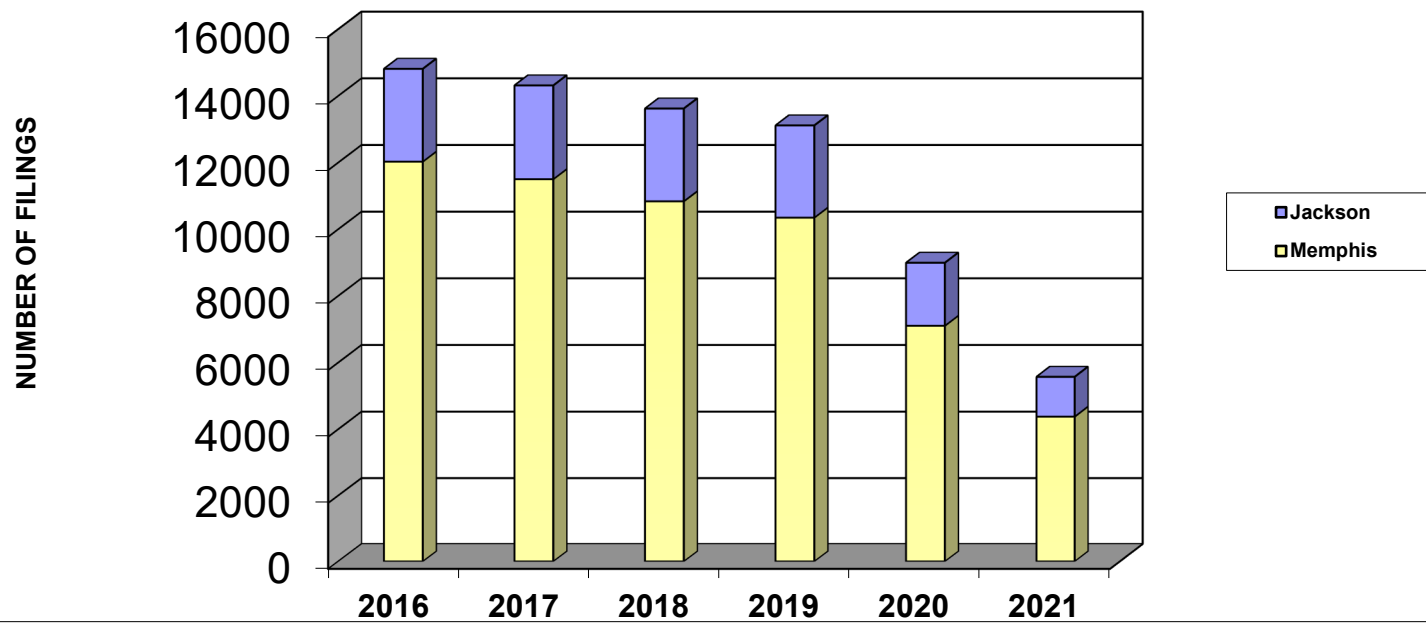


## United States Bankruptcy Court Western District of Tennessee



**NOTE: Data For Each Year was Calculated Beginning Sep 30, 2021 and Extending Backwards Twelve Months**

**Bankruptcy Yearly Case Filings  
Western District of Tennessee**



**UNITED STATES BANKRUPTCY COURT**  
**Western District of Tennessee**  
**PETITIONS CLOSED FOR TWELVE MONTH PERIODS**  
**BY DIVISIONS**

<b>Oct 1, 2020 - Sep 30, 2021</b>			
	<b>Memphis</b>	<b>Jackson</b>	<b>Totals</b>
Chapter 7	1,738	603	2,341
Chapter 11	13	10	23
Chapter 12	0	1	1
Chapter 13	5,365	1,655	7,020
<b>Totals:</b>	<b>7,116</b>	<b>2,269</b>	<b>9,385</b>

<b>Oct 1, 2019 - Sep 30, 2020</b>			
	<b>Memphis</b>	<b>Jackson</b>	<b>Totals</b>
Chapter 7	2,498	864	3,362
Chapter 11	14	4	18
Chapter 12	0	2	2
Chapter 13	6,886	1,739	8,625
<b>Totals:</b>	<b>9,398</b>	<b>2,609</b>	<b>12,007</b>

<b>Oct 1, 2018 - Sep 30, 2019</b>			
	<b>Memphis</b>	<b>Jackson</b>	<b>Totals</b>
Chapter 7	2,585	934	3,519
Chapter 11	19	4	23
Chapter 12	1	0	1
Chapter 13	8,375	1,899	10,274
<b>Totals:</b>	<b>10,980</b>	<b>2,837</b>	<b>13,817</b>

<b>Oct 1, 2017 - Sep 30, 2018</b>			
	<b>Memphis</b>	<b>Jackson</b>	<b>Totals</b>
Chapter 7	2,891	974	3,865
Chapter 11	26	10	36
Chapter 12	0	1	1
Chapter 13	9,061	1,989	11,050
<b>Totals:</b>	<b>11,978</b>	<b>2,974</b>	<b>14,952</b>

<b>2021 Over 2020</b>			
	<b>Memphis</b>	<b>Jackson</b>	<b>Total %</b>
Chapter 7	(760)	(261)	-30.37%
Chapter 11	(1)	6	27.78%
Chapter 12	0	(1)	-50.00%
Chapter 13	(1,521)	(84)	-18.61%
<b>Totals:</b>	<b>(2,282)</b>	<b>(340)</b>	<b>-21.84%</b>

<b>2021 Over 2020</b>		
	<b>Jackson</b>	<b>Total %</b>
Chapter 7	(261)	-30.21%
Chapter 11	6	150.00%
Chapter 12	(1)	-50.00%
Chapter 13	(84)	-4.83%
<b>Totals:</b>	<b>(340)</b>	<b>-13.03%</b>

<b>% of Closings by Chap. By Div. Chapter % of</b>			
	<b>Memphis</b>	<b>Jackson</b>	<b>Total Closings</b>
Chapter 7	74%	26%	25%
Chapter 11	57%	43%	0%
Chapter 12	0%	100%	0%
Chapter 13	76%	24%	75%
<b>Totals:</b>	<b>76%</b>	<b>24%</b>	<b>100%</b>

<b>% of Closings by Chap. By Div. Chapter % of</b>			
	<b>Memphis</b>	<b>Jackson</b>	<b>Total Closings</b>
Chapter 7	74%	26%	28%
Chapter 11	78%	22%	0%
Chapter 12	0%	100%	0%
Chapter 13	80%	20%	72%
<b>Totals:</b>	<b>78%</b>	<b>22%</b>	<b>100%</b>

<b>% of Closings by Chap. By Div. Chapter % of</b>			
	<b>Memphis</b>	<b>Jackson</b>	<b>Total Closings</b>
Chapter 7	73%	27%	25%
Chapter 11	83%	17%	0%
Chapter 12	100%	0%	0%
Chapter 13	82%	18%	74%
<b>Totals:</b>	<b>79%</b>	<b>21%</b>	<b>100%</b>

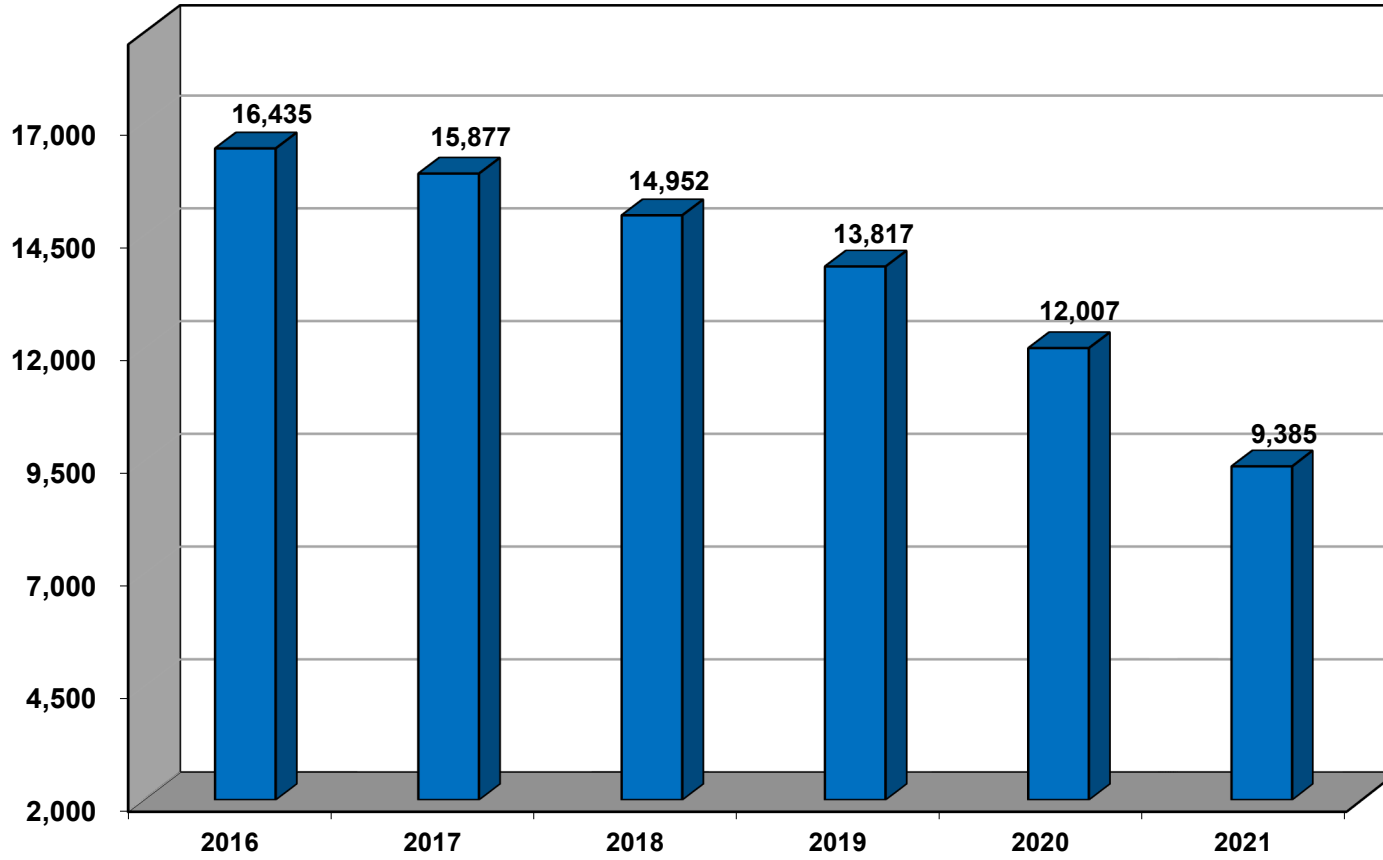
<b>% of Closings by Chap. By Div. Chapter % of</b>			
	<b>Memphis</b>	<b>Jackson</b>	<b>Total Closings</b>
Chapter 7	75%	25%	26%
Chapter 11	72%	28%	0%
Chapter 12	0%	100%	0%
Chapter 13	82%	18%	74%
<b>Totals:</b>	<b>80%</b>	<b>20%</b>	<b>100%</b>

<p><b>Overall Change</b>  <b>2021 Over 2020</b>  <b>(Both Divisions)</b></p> <p><b>-21.84%</b></p>
--

<b>2021 Over 2020</b>		
	<b>Memphis</b>	<b>Total %</b>
Chapter 7	(760)	-30.42%
Chapter 11	(1)	-7.14%
Chapter 12	0	0.00%
Chapter 13	(1,521)	-22.09%
<b>Totals:</b>	<b>(2,282)</b>	<b>-24.28%</b>

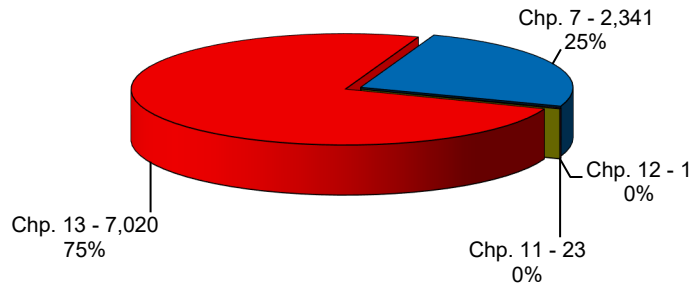
*Calculation of percentages are rounded to two places. .745 would be shown as .75 or 75%, and .744 would be displayed as .74 or 74%.*

**Total Closings For Western District By Year  
12 Month Period Ending Sep 30, 2021  
and Prior 12 Month Intervals**

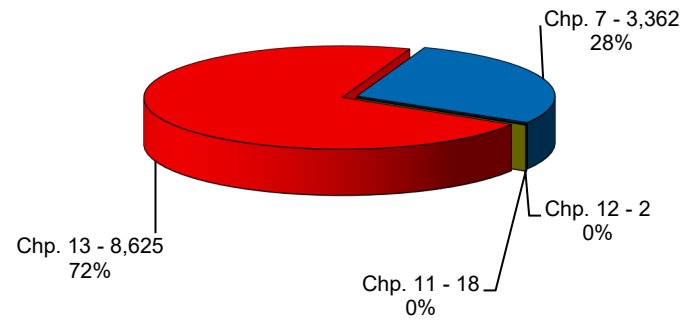


**United States Bankruptcy Court  
Western District of Tennessee**

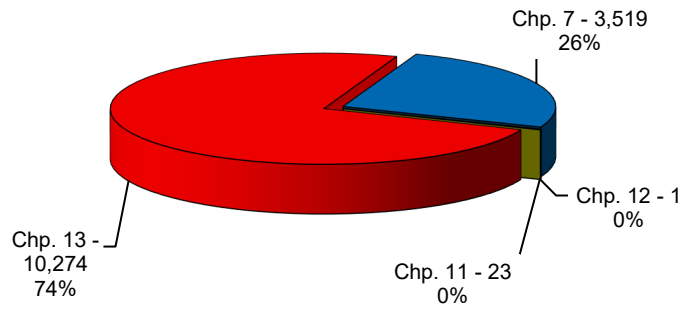
**Bankruptcy Case Closings  
Oct 1, 2020 thru Sep 30, 2021**



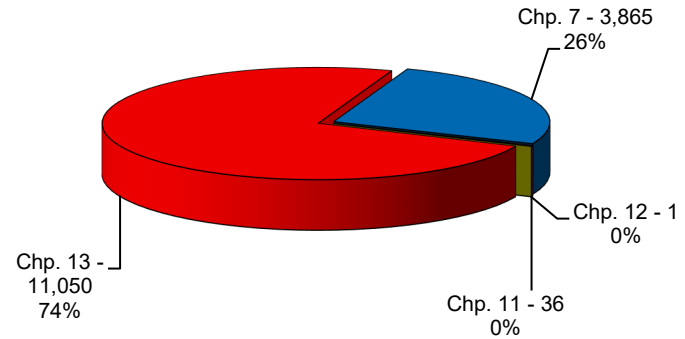
**Bankruptcy Case Closings  
Oct 1, 2019 thru Sep 30, 2020**



**Bankruptcy Case Closings  
Oct 1, 2018 thru Sep 30, 2019**

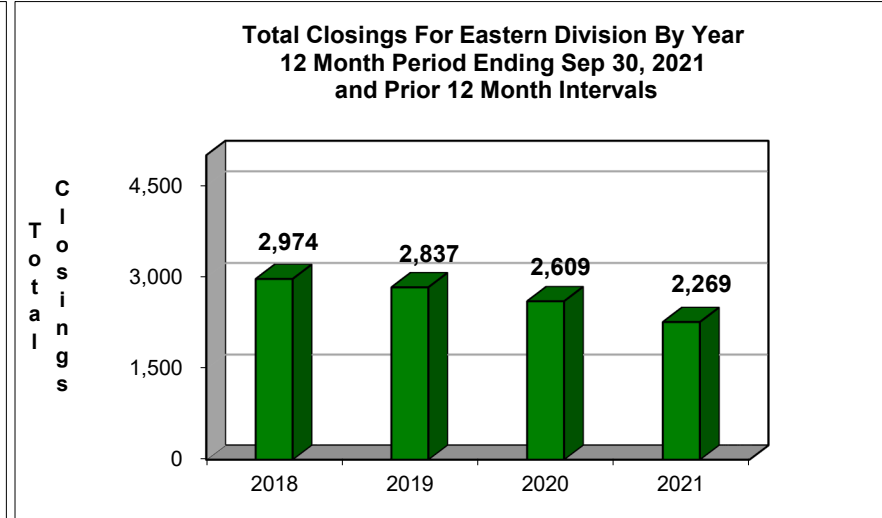
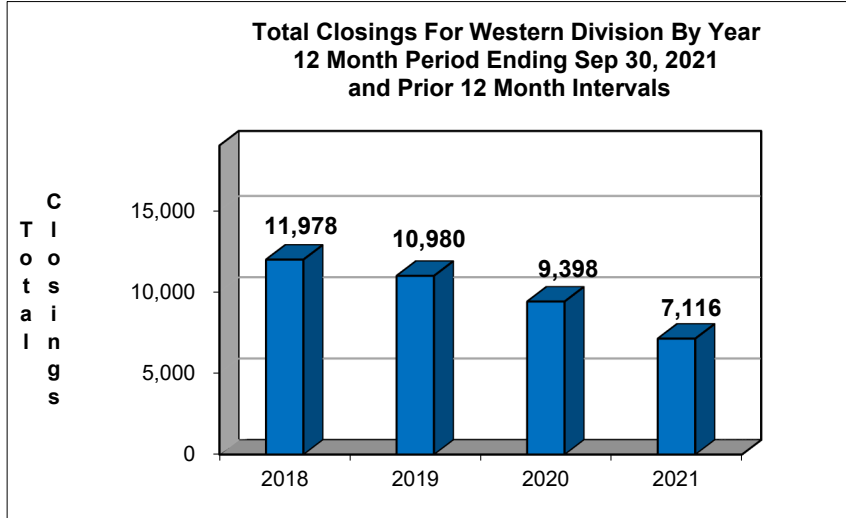
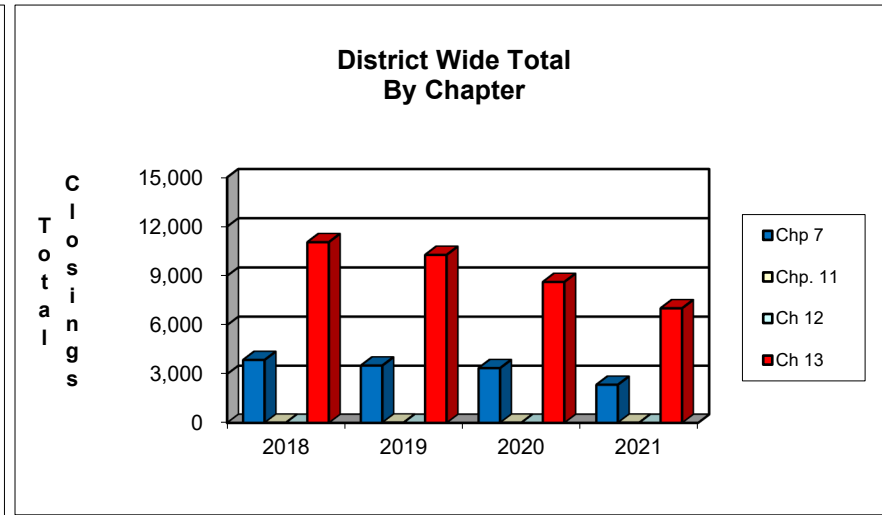
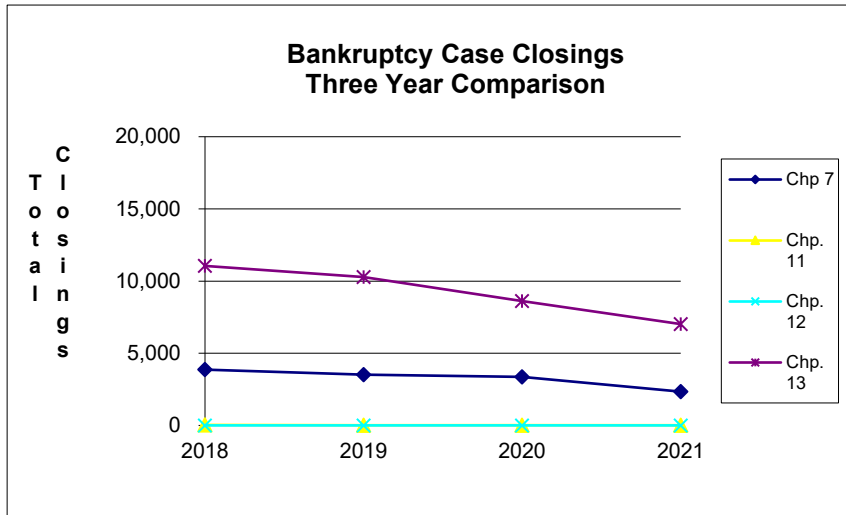


**Bankruptcy Case Closings  
Oct 1, 2017 thru Sep 30, 2018**



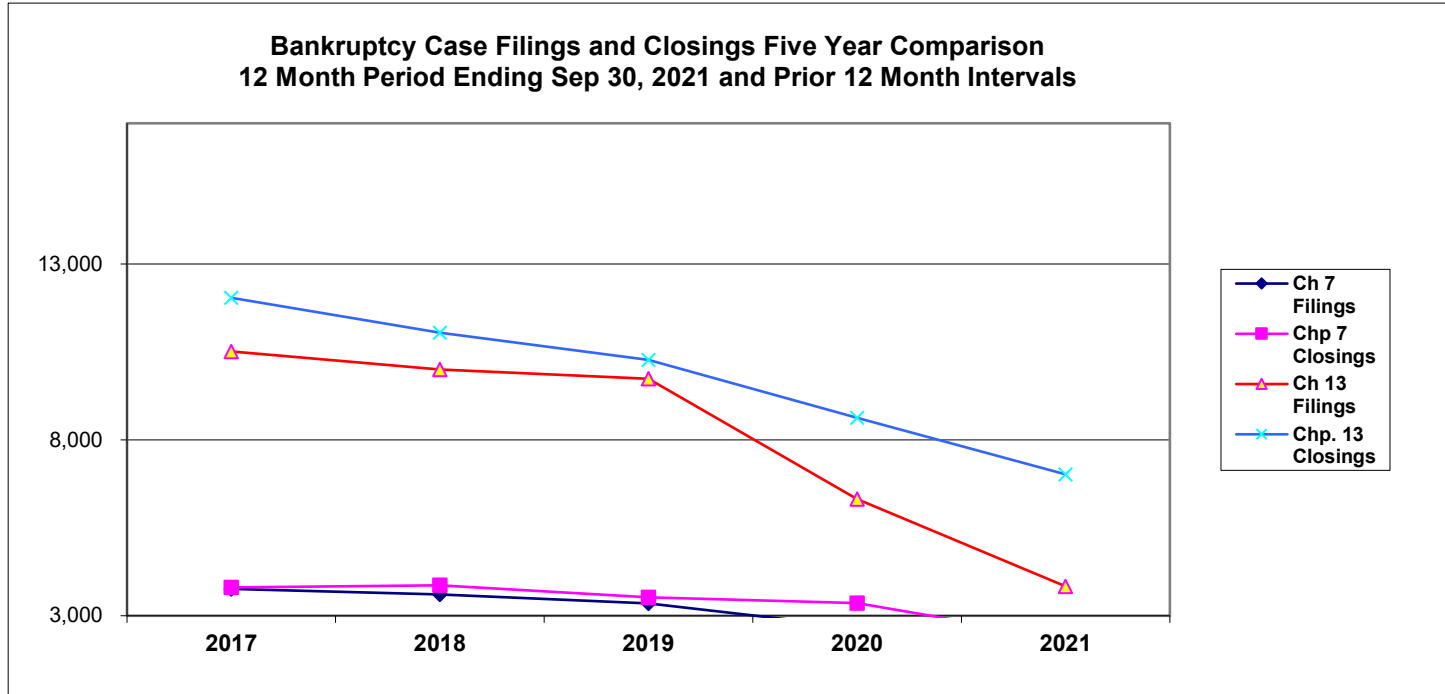


## United States Bankruptcy Court Western District of Tennessee



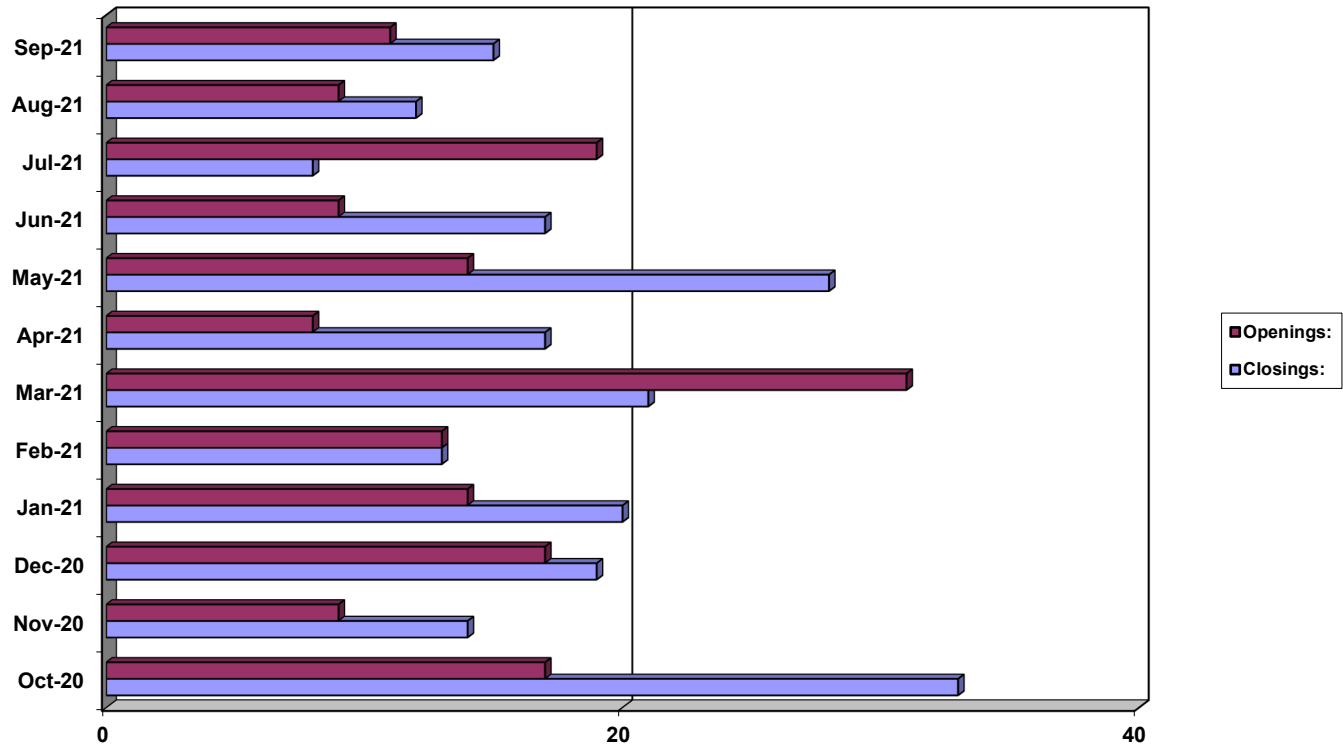
**NOTE: Data For Each Year was Calculated Beginning Sep 30, 2021 and Extending Backwards Twelve Months**

# United States Bankruptcy Court Western District of Tennessee



## United States Bankruptcy Court Western District of Tennessee

### Adversary Openings and Closings Oct 1, 2020 - Sep 30, 2021



	Oct-20	Nov-20	Dec-20	Jan-21	Feb-21	Mar-21	Apr-21	May-21	Jun-21	Jul-21	Aug-21	Sep-21
■ Openings:	17	9	17	14	13	31	8	14	9	19	9	11
■ Closings:	33	14	19	20	13	21	17	28	17	8	12	15