

UNITED STATES BANKRUPTCY COURT
Western District of Tennessee
PETITIONS FILED FOR TWELVE MONTH PERIODS
BY DIVISIONS

Apr 1, 2021 - Mar 31, 2022			
	Memphis	Jackson	Totals
Chapter 7	1,125	385	1,510
Chapter 11	10	4	14
Chapter 12	0	0	0
Chapter 13	3,289	788	4,077
Totals:	4,424	1,177	5,601

Apr 1, 2020 - Mar 31, 2021			
	Memphis	Jackson	Totals
Chapter 7	1,476	543	2,019
Chapter 11	8	6	14
Chapter 12	0	0	0
Chapter 13	3,072	724	3,796
Totals:	4,556	1,273	5,829

Apr 1, 2019 - Mar 31, 2020			
	Memphis	Jackson	Totals
Chapter 7	2,431	871	3,302
Chapter 11	16	7	23
Chapter 12	0	0	0
Chapter 13	7,516	1,782	9,298
Totals:	9,963	2,660	12,623

Apr 1, 2018 - Mar 31, 2019			
	Memphis	Jackson	Totals
Chapter 7	2,590	889	3,479
Chapter 11	13	3	16
Chapter 12	0	2	2
Chapter 13	7,937	1,946	9,883
Totals:	10,540	2,840	13,380

2022 Over 2021			
	Memphis	Jackson	Total %
Chapter 7	(351)	(158)	-25.21%
Chapter 11	2	(2)	0.00%
Chapter 12	0	0	0.00%
Chapter 13	217	64	7.40%
Totals:	(132)	(96)	-3.91%

2022 Over 2021		
	Jackson	Total %
Chapter 7	(158)	-29.10%
Chapter 11	(2)	-33.33%
Chapter 12	0	0.00%
Chapter 13	64	8.84%
Totals:	(96)	-7.54%

% of Filings by Chap. By Div. Chapter % of			
	Memphis	Jackson	Total Filings
Chapter 7	75%	25%	27%
Chapter 11	71%	29%	0%
Chapter 12	0%	0%	0%
Chapter 13	81%	19%	73%
Totals:	79%	21%	100%

% of Filings by Chap. By Div. Chapter % of			
	Memphis	Jackson	Total Filings
Chapter 7	73%	27%	35%
Chapter 11	57%	43%	0%
Chapter 12	0%	0%	0%
Chapter 13	81%	19%	65%
Totals:	78%	22%	100%

% of Filings by Chap. By Div. Chapter % of			
	Memphis	Jackson	Total Filings
Chapter 7	74%	26%	26%
Chapter 11	70%	30%	0%
Chapter 12	0%	0%	0%
Chapter 13	81%	19%	74%
Totals:	79%	21%	100%

% of Filings by Chap. By Div. Chapter % of			
	Memphis	Jackson	Total Filings
Chapter 7	74%	26%	26%
Chapter 11	81%	19%	0%
Chapter 12	0%	100%	0%
Chapter 13	80%	20%	74%
Totals:	79%	21%	100%

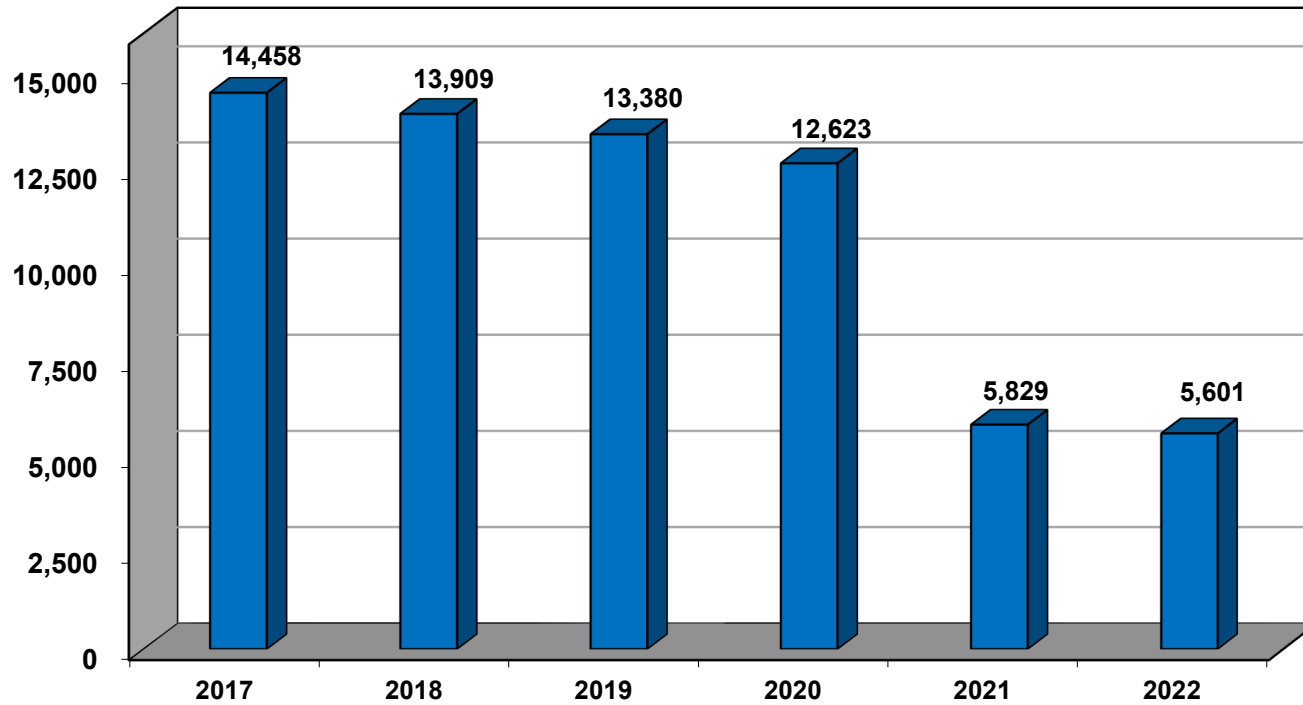
Overall Change
2022 Over 2021
(Both Divisions)

-3.91%

2022 Over 2021		
	Memphis	Total %
Chapter 7	(351)	-23.78%
Chapter 11	2	25.00%
Chapter 12	0	0.00%
Chapter 13	217	7.06%
Totals:	(132)	-2.90%

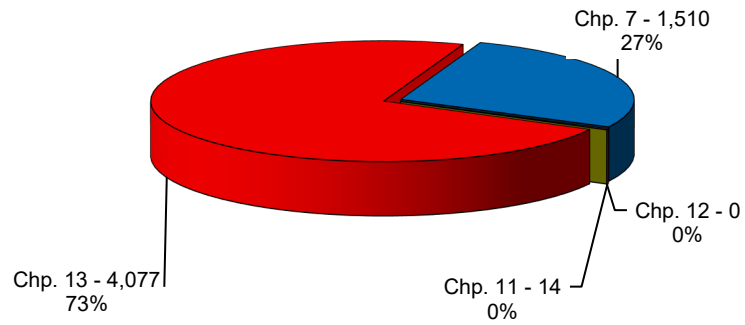
Calculation of percentages are rounded to two places. .745 would be shown as .75 or 75%, and .744 would be displayed as .74 or 74%.

**Total Filings For Western District By Year
12 Month Period Ending Mar 31, 2022
and Prior 12 Month Intervals**

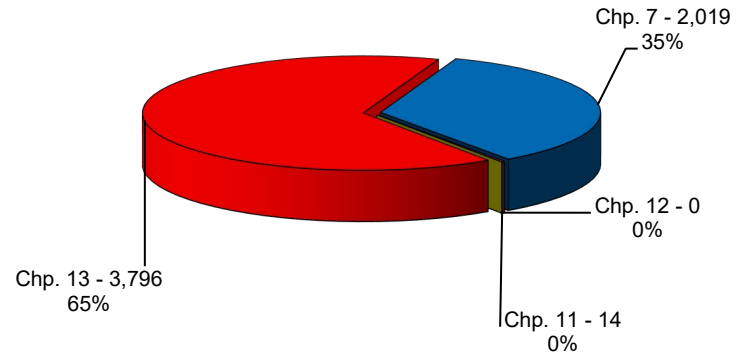


**United States Bankruptcy Court
Western District of Tennessee**

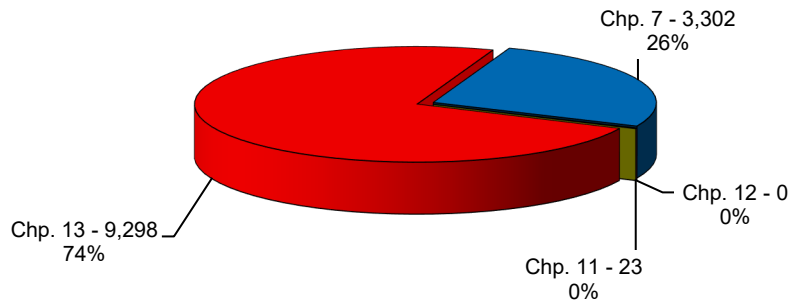
**Bankruptcy Case Filings
Apr 1, 2021 thru Mar 31, 2022**



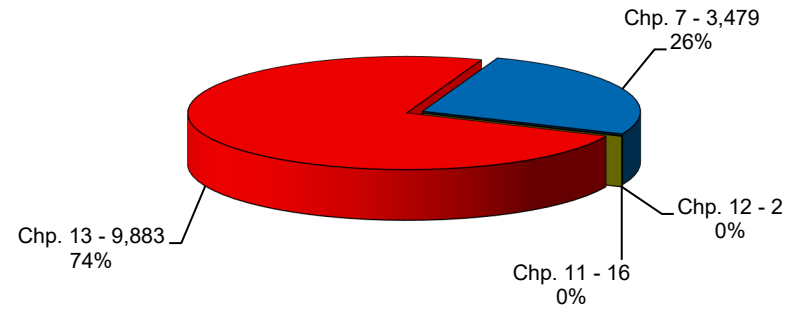
**Bankruptcy Case Filings
Apr 1, 2020 thru Mar 31, 2021**



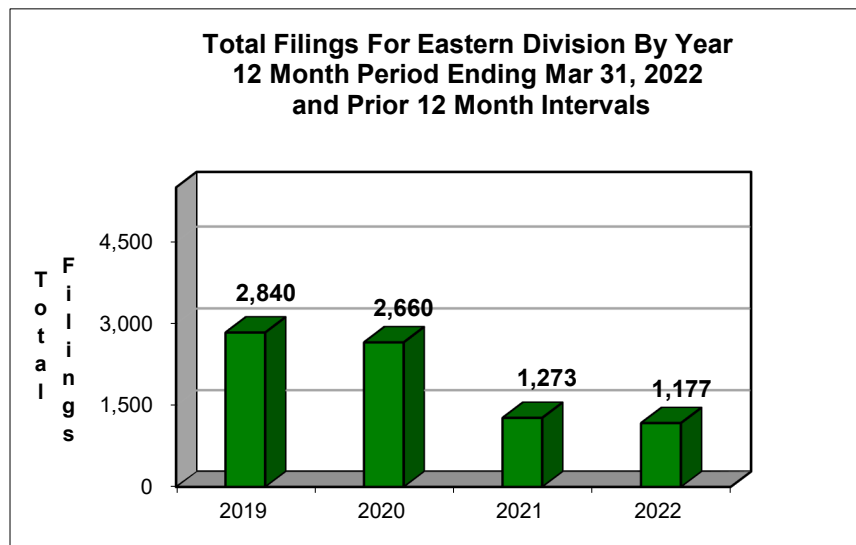
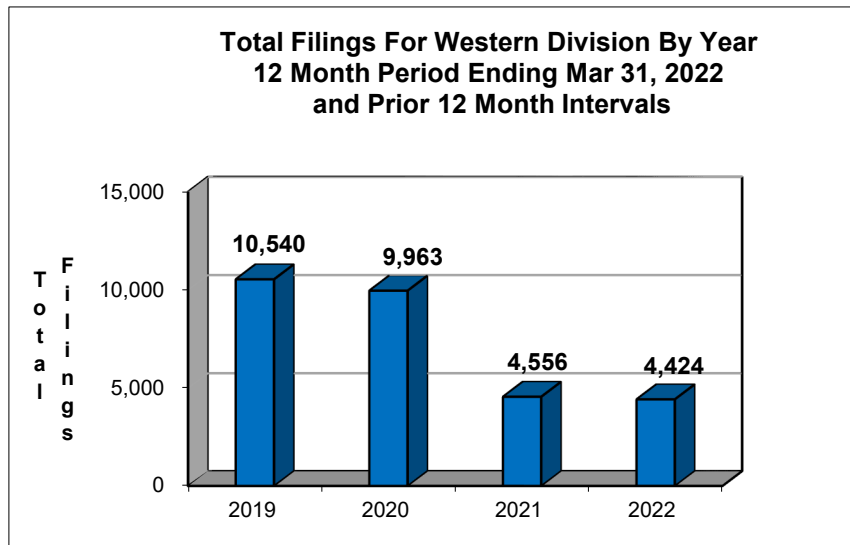
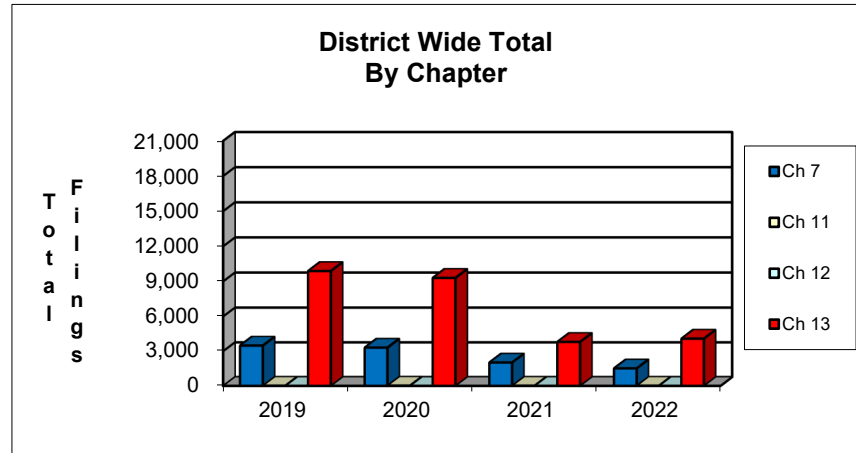
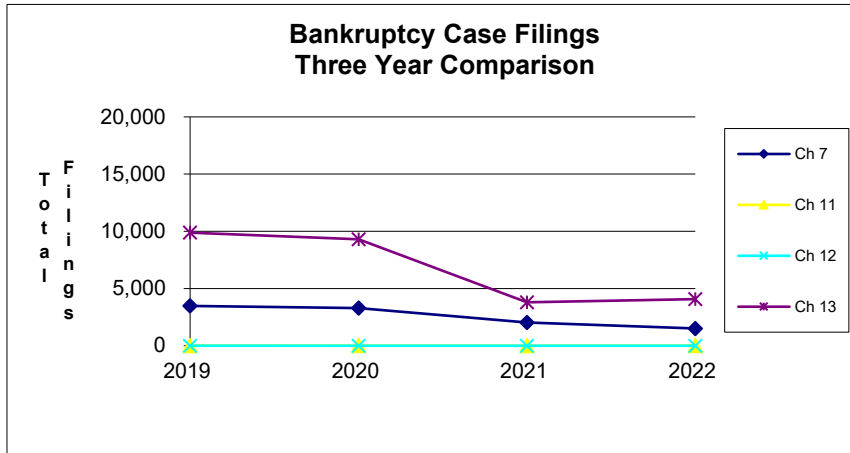
**Bankruptcy Case Filings
Apr 1, 2019 thru Mar 31, 2020**



**Bankruptcy Case Filings
Apr 1, 2018 thru Mar 31, 2019**

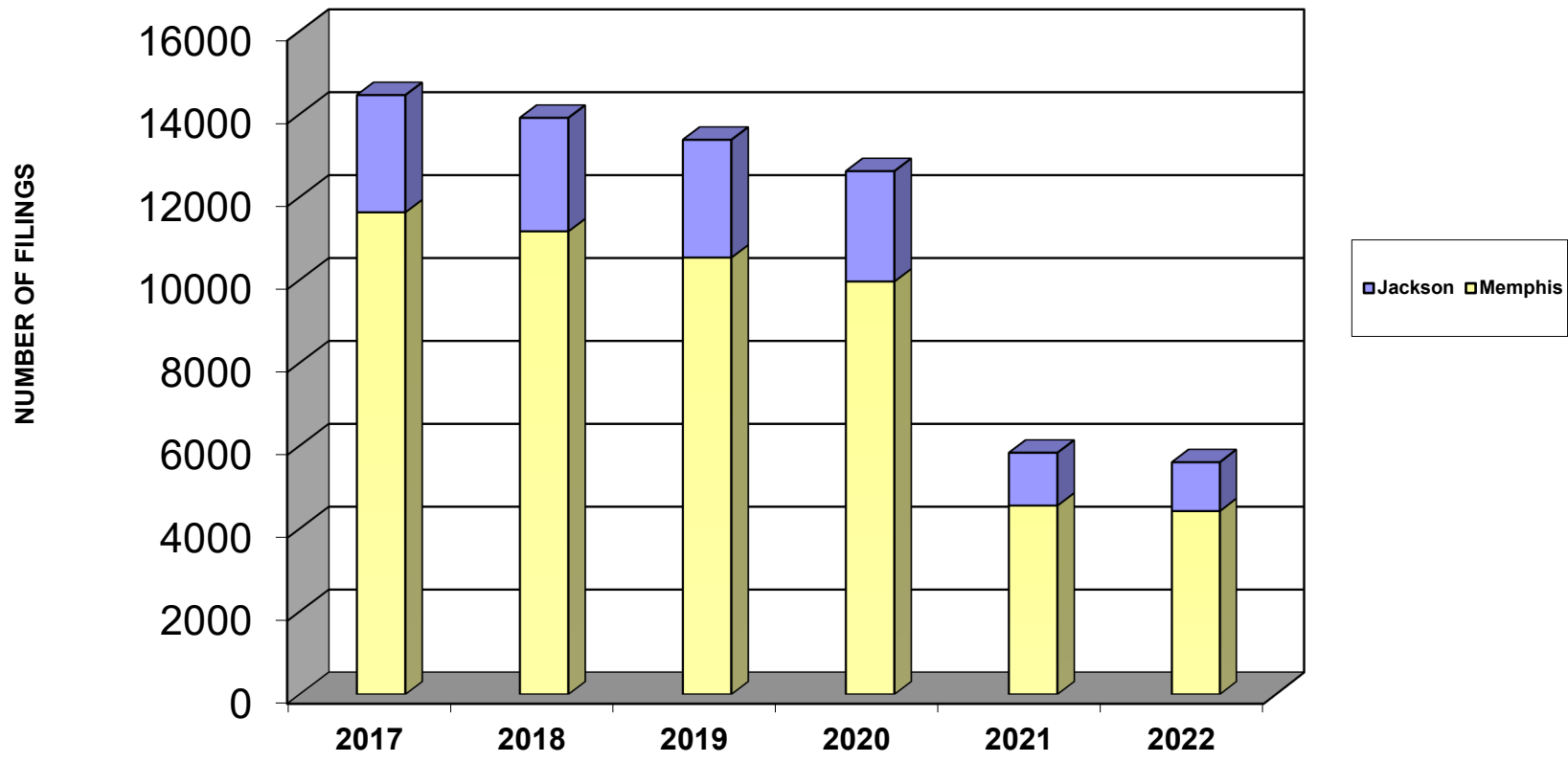


United States Bankruptcy Court Western District of Tennessee



NOTE: Data For Each Year was Calculated Beginning Mar 31, 2022 And Extending Backwards Twelve Months

**Bankruptcy Yearly Case Filings
Western District of Tennessee**



UNITED STATES BANKRUPTCY COURT
Western District of Tennessee
PETITIONS CLOSED FOR TWELVE MONTH PERIODS
BY DIVISIONS

Apr 1, 2021 - Mar 31, 2022			
	Memphis	Jackson	Totals
Chapter 7	1,545	499	2,044
Chapter 11	13	8	21
Chapter 12	0	1	1
Chapter 13	4,987	1,500	6,487
Totals:	6,545	2,008	8,553

Apr 1, 2020 - Mar 31, 2021			
	Memphis	Jackson	Totals
Chapter 7	2,178	742	2,920
Chapter 11	7	7	14
Chapter 12	0	1	1
Chapter 13	5,584	1,647	7,231
Totals:	7,769	2,397	10,166

Apr 1, 2019 - Mar 31, 2020			
	Memphis	Jackson	Totals
Chapter 7	2,575	919	3,494
Chapter 11	22	3	25
Chapter 12	1	1	2
Chapter 13	8,081	1,860	9,941
Totals:	10,679	2,783	13,462

Apr 1, 2018 - Mar 31, 2019			
	Memphis	Jackson	Totals
Chapter 7	2,753	946	3,699
Chapter 11	19	9	28
Chapter 12	0	0	0
Chapter 13	8,770	1,877	10,647
Totals:	11,542	2,832	14,374

2022 Over 2021			
	Memphis	Jackson	Total %
Chapter 7	(633)	(243)	-30.00%
Chapter 11	6	1	50.00%
Chapter 12	0	0	0.00%
Chapter 13	(597)	(147)	-10.29%
Totals:	(1,224)	(389)	-15.87%

2022 Over 2021		
	Jackson	Total %
Chapter 7	(243)	-32.75%
Chapter 11	1	14.29%
Chapter 12	0	0.00%
Chapter 13	(147)	-8.93%
Totals:	(389)	-16.23%

% of Closings by Chap. By Div. Chapter % of			
	Memphis	Jackson	Total Closings
Chapter 7	76%	24%	24%
Chapter 11	62%	38%	0%
Chapter 12	0%	100%	0%
Chapter 13	77%	23%	76%
Totals:	77%	23%	100%

% of Closings by Chap. By Div. Chapter % of			
	Memphis	Jackson	Total Closings
Chapter 7	75%	25%	29%
Chapter 11	50%	50%	0%
Chapter 12	0%	100%	0%
Chapter 13	77%	23%	71%
Totals:	76%	24%	100%

% of Closings by Chap. By Div. Chapter % of			
	Memphis	Jackson	Total Closings
Chapter 7	74%	26%	26%
Chapter 11	88%	12%	0%
Chapter 12	50%	50%	0%
Chapter 13	81%	19%	74%
Totals:	79%	21%	100%

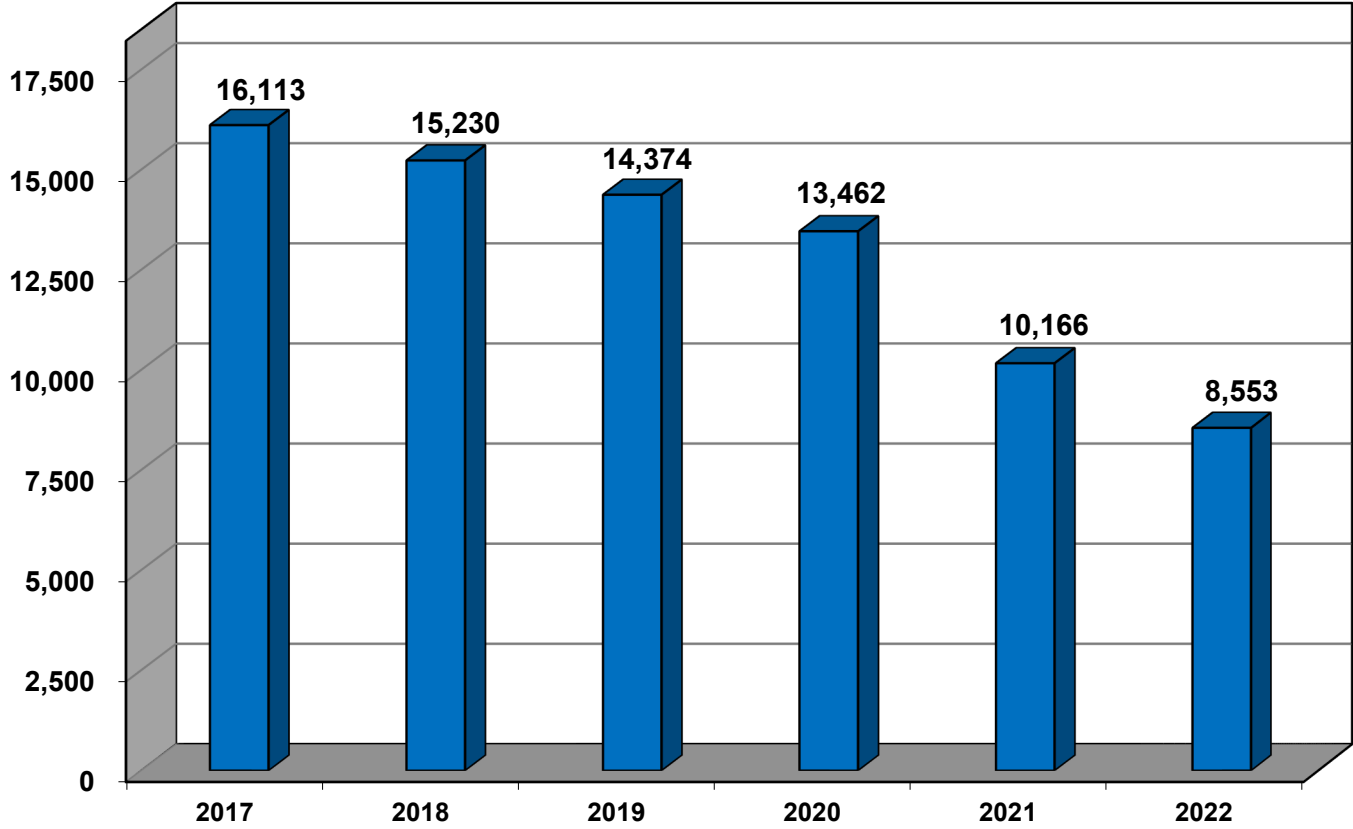
% of Closings by Chap. By Div. Chapter % of			
	Memphis	Jackson	Total Closings
Chapter 7	74%	26%	26%
Chapter 11	68%	32%	0%
Chapter 12	0%	0%	0%
Chapter 13	82%	18%	74%
Totals:	80%	20%	100%

Overall Change 2022 Over 2021 (Both Divisions) -15.87%

2022 Over 2021		
	Memphis	Total %
Chapter 7	(633)	-29.06%
Chapter 11	6	85.71%
Chapter 12	0	0.00%
Chapter 13	(597)	-10.69%
Totals:	(1,224)	-15.75%

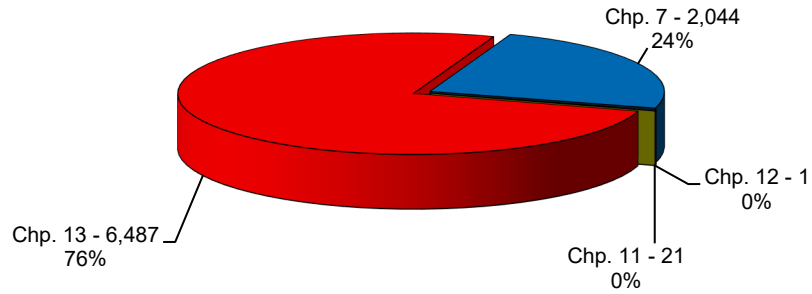
Calculation of percentages are rounded to two places. .745 would be shown as .75 or 75%, and .744 would be displayed as .74 or 74%.

**Total Closings For Western District By Year
12 Month Period Ending Mar 31, 2022
and Prior 12 Month Intervals**

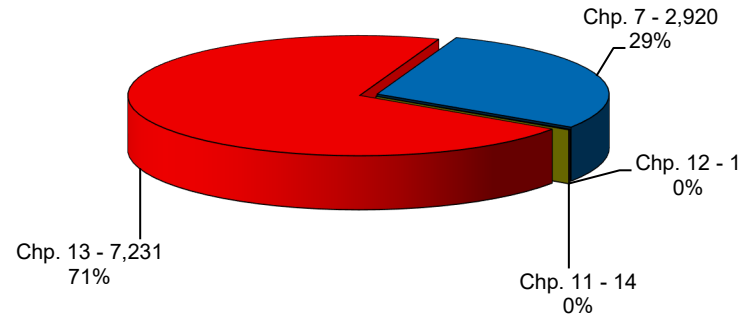


**United States Bankruptcy Court
Western District of Tennessee**

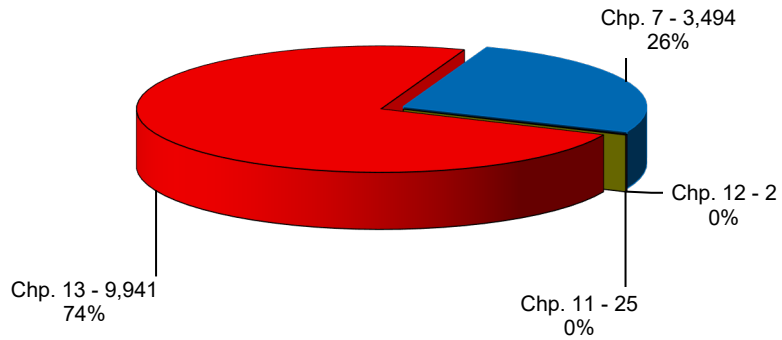
**Bankruptcy Case Closings
Apr 1, 2021 thru Mar 31, 2022**



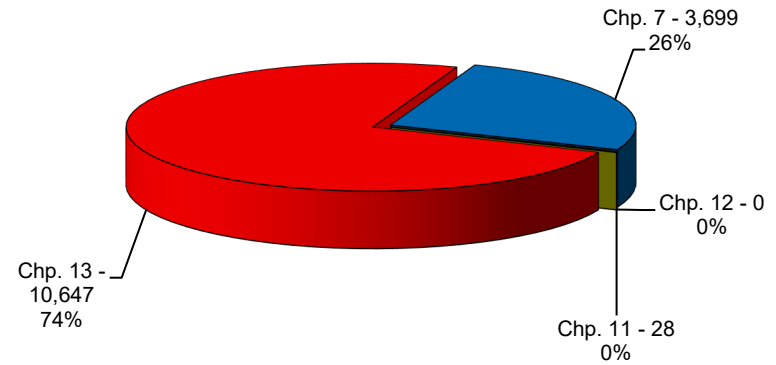
**Bankruptcy Case Closings
Apr 1, 2020 thru Mar 31, 2021**



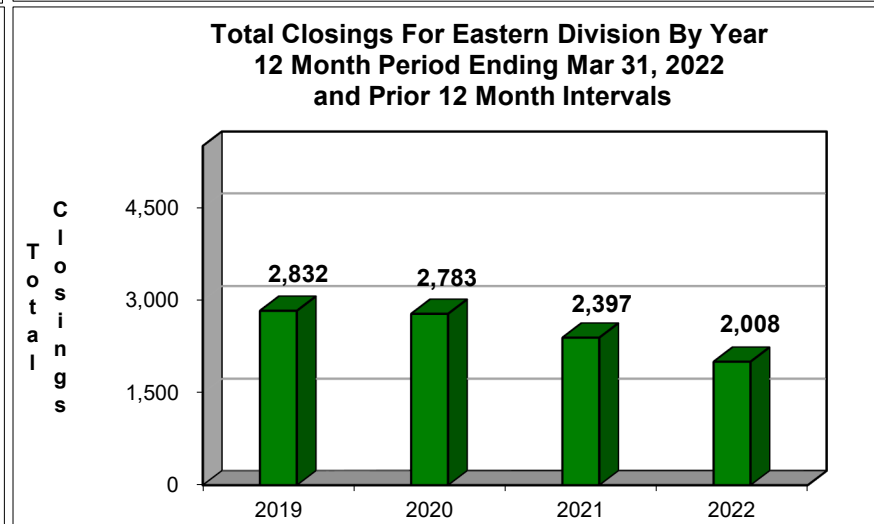
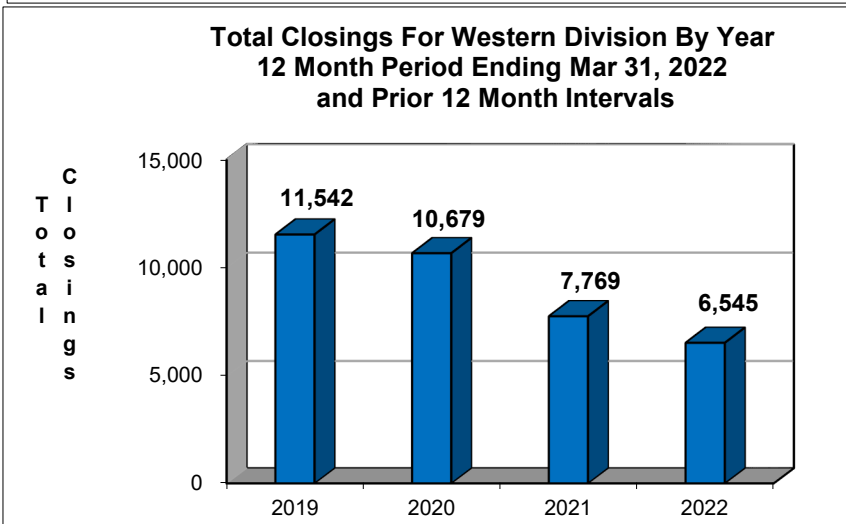
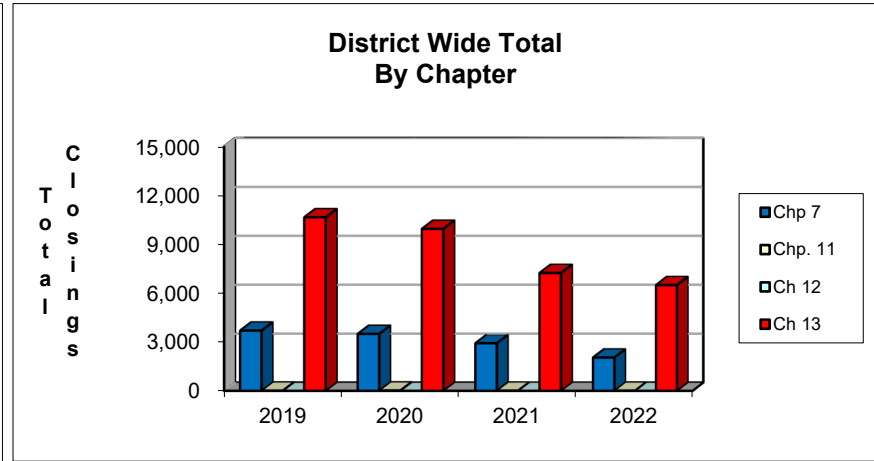
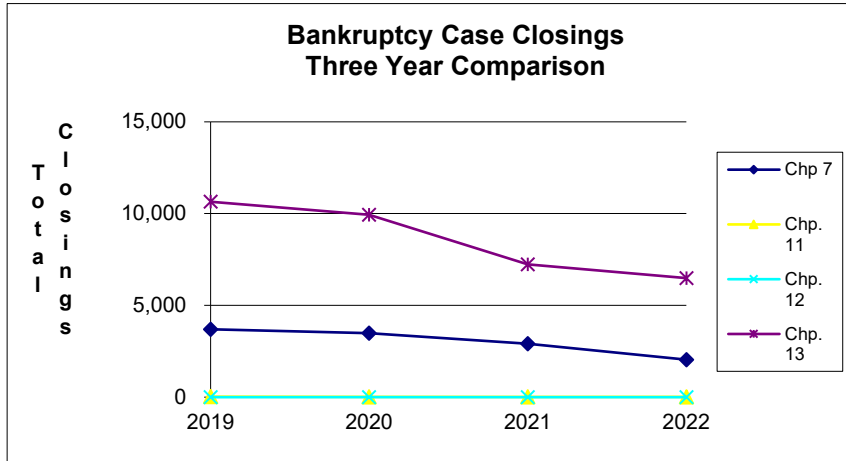
**Bankruptcy Case Closings
Apr 1, 2019 thru Mar 31, 2020**



**Bankruptcy Case Closings
Apr 1, 2018 thru Mar 31, 2019**



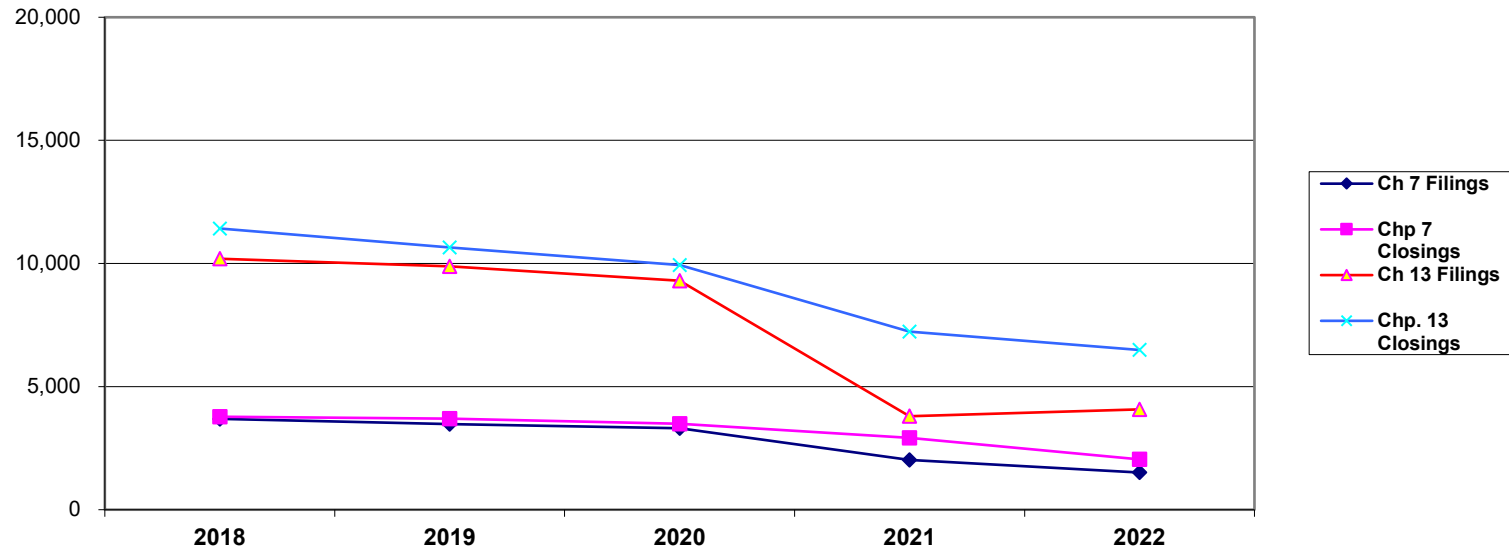
United States Bankruptcy Court Western District of Tennessee



NOTE: Data For Each Year was Calculated Beginning Mar 31, 2022 And Extending Backwards Twelve Months

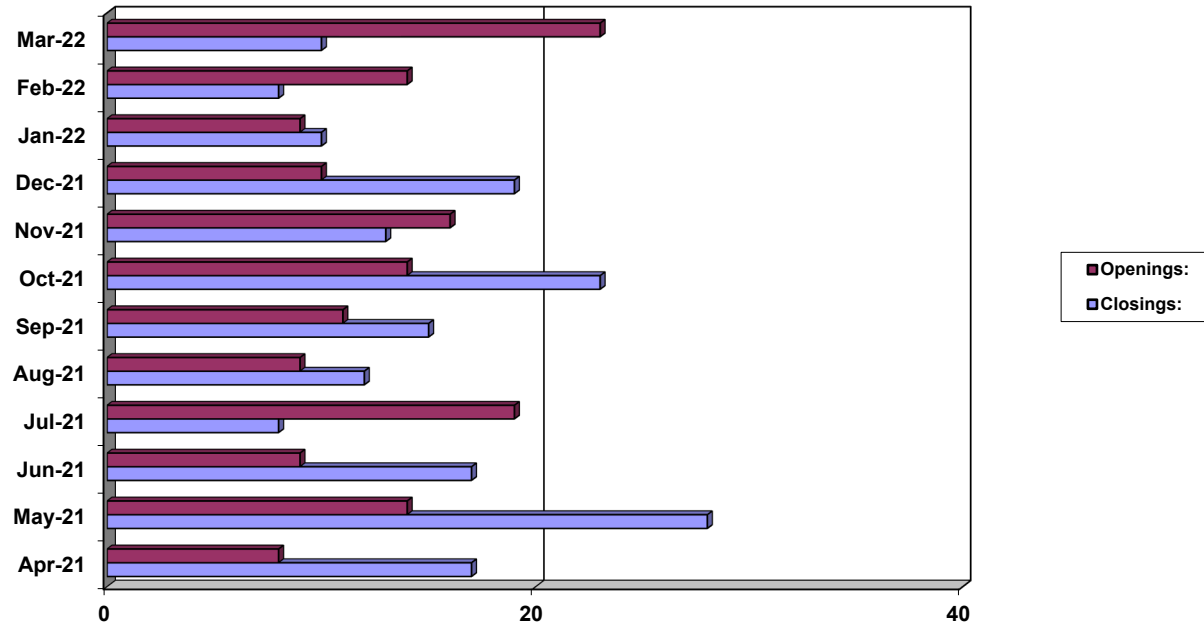
United States Bankruptcy Court Western District of Tennessee

Bankruptcy Case Filings and Closings Five Year Comparison 12 Month Period Ending Mar 31, 2022 and Prior 12 Month Intervals



**United States Bankruptcy Court
Western District of Tennessee**

**Adversary Openings and Closings
Apr 1, 2021 - Mar 31, 2022**



	Apr-21	May-21	Jun-21	Jul-21	Aug-21	Sep-21	Oct-21	Nov-21	Dec-21	Jan-22	Feb-22	Mar-22
■ Openings:	8	14	9	19	9	11	14	16	10	9	14	23
■ Closings:	17	28	17	8	12	15	23	13	19	10	8	10