

**UNITED STATES BANKRUPTCY COURT  
Western District of Tennessee  
PETITIONS FILED FOR TWELVE MONTH PERIODS  
BY DIVISIONS**

<b>Jan 1, 2014 - Dec 31, 2014</b>			
	<b>Memphis</b>	<b>Jackson</b>	<b>Totals</b>
Chapter 7	2,992	994	3,986
Chapter 11	25	5	30
Chapter 12	0	0	0
Chapter 13	10,011	2,356	12,367
<b>Totals:</b>	<b>13,028</b>	<b>3,355</b>	<b>16,383</b>

<b>Jan 1, 2013 - Dec 31, 2013</b>			
	<b>Memphis</b>	<b>Jackson</b>	<b>Totals</b>
Chapter 7	3,672	1,134	4,806
Chapter 11	38	13	51
Chapter 12	0	0	0
Chapter 13	10,268	2,248	12,516
<b>Totals:</b>	<b>13,978</b>	<b>3,395</b>	<b>17,373</b>

<b>Jan 1, 2012 - Dec 31, 2012</b>			
	<b>Memphis</b>	<b>Jackson</b>	<b>Totals</b>
Chapter 7	3,798	1,312	5,110
Chapter 11	39	10	49
Chapter 12	1	0	1
Chapter 13	10,056	2,273	12,329
<b>Totals:</b>	<b>13,894</b>	<b>3,595</b>	<b>17,489</b>

<b>Jan 1, 2011 - Dec 31, 2011</b>			
	<b>Memphis</b>	<b>Jackson</b>	<b>Totals</b>
Chapter 7	4,113	1,469	5,582
Chapter 11	37	8	45
Chapter 12	1	1	2
Chapter 13	9,664	2,374	12,038
<b>Totals:</b>	<b>13,815</b>	<b>3,852</b>	<b>17,667</b>

<b>2014 Over 2013</b>			
	<b>Memphis</b>	<b>Jackson</b>	<b>Total %</b>
Chapter 7	(680)	(140)	-17.06%
Chapter 11	(13)	(8)	-41.18%
Chapter 12	0	0	0.00%
Chapter 13	(257)	108	-1.19%
<b>Totals:</b>	<b>(950)</b>	<b>(40)</b>	<b>-5.70%</b>

<b>2014 Over 2013</b>		
	<b>Jackson</b>	<b>Total %</b>
Chapter 7	(140)	-12.35%
Chapter 11	(8)	-61.54%
Chapter 12	0	0.00%
Chapter 13	108	4.80%
<b>Totals:</b>	<b>(40)</b>	<b>-1.18%</b>

<b>% of Filings by Chap. By Div. Chapter % of</b>			
	<b>Memphis</b>	<b>Jackson</b>	<b>Total Filings</b>
Chapter 7	75%	25%	24%
Chapter 11	83%	17%	0%
Chapter 12	0%	0%	0%
Chapter 13	81%	19%	75%
<b>Totals:</b>	<b>80%</b>	<b>20%</b>	<b>100%</b>

<b>% of Filings by Chap. By Div. Chapter % of</b>			
	<b>Memphis</b>	<b>Jackson</b>	<b>Total Filings</b>
Chapter 7	76%	24%	28%
Chapter 11	75%	25%	0%
Chapter 12	0%	0%	0%
Chapter 13	82%	18%	72%
<b>Totals:</b>	<b>80%</b>	<b>20%</b>	<b>100%</b>

<b>% of Filings by Chap. By Div. Chapter % of</b>			
	<b>Memphis</b>	<b>Jackson</b>	<b>Total Filings</b>
Chapter 7	74%	26%	29%
Chapter 11	80%	20%	0%
Chapter 12	100%	0%	0%
Chapter 13	82%	18%	70%
<b>Totals:</b>	<b>79%</b>	<b>21%</b>	<b>100%</b>

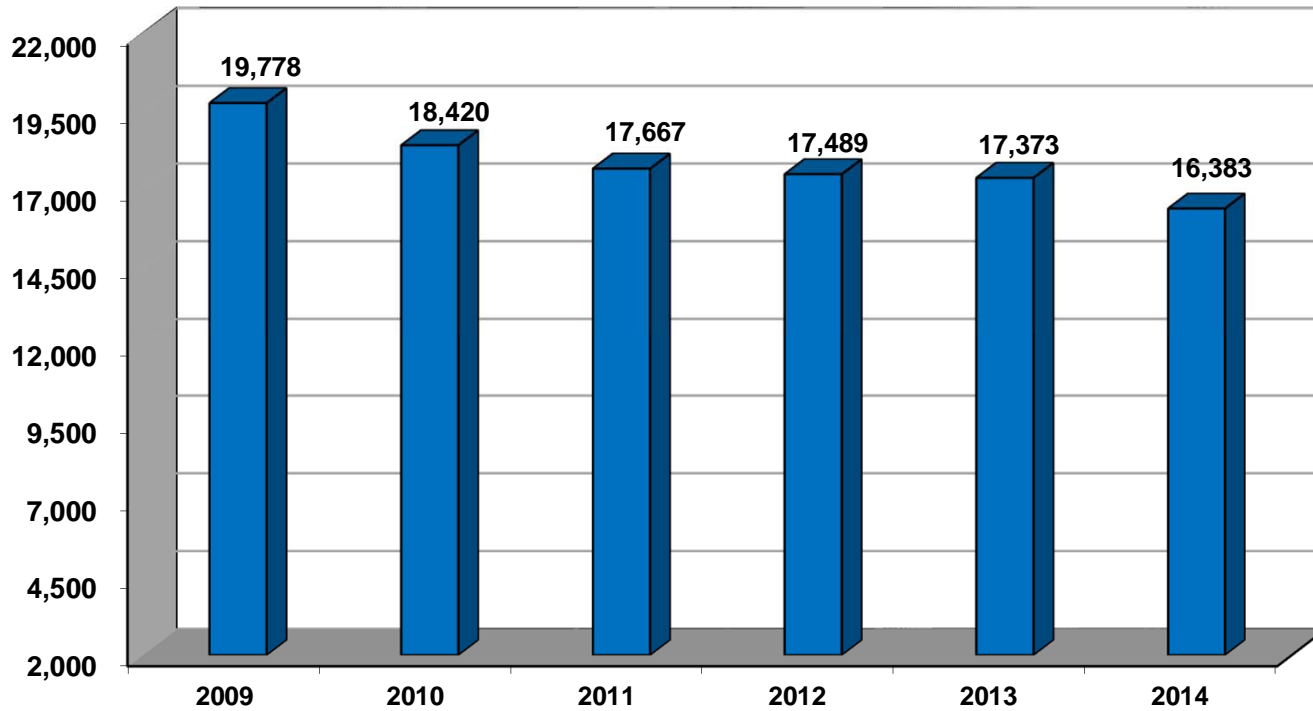
<b>% of Filings by Chap. By Div. Chapter % of</b>			
	<b>Memphis</b>	<b>Jackson</b>	<b>Total Filings</b>
Chapter 7	74%	26%	32%
Chapter 11	82%	18%	0%
Chapter 12	50%	50%	0%
Chapter 13	80%	20%	68%
<b>Totals:</b>	<b>78%</b>	<b>22%</b>	<b>100%</b>

<p><b>Overall Change 2014 Over 2013 (Both Divisions)</b></p> <p><b>-5.70%</b></p>
---

<b>2014 Over 2013</b>		
	<b>Memphis</b>	<b>Total %</b>
Chapter 7	(680)	-18.52%
Chapter 11	(13)	-34.21%
Chapter 12	0	0.00%
Chapter 13	(257)	-2.50%
<b>Totals:</b>	<b>(950)</b>	<b>-6.80%</b>

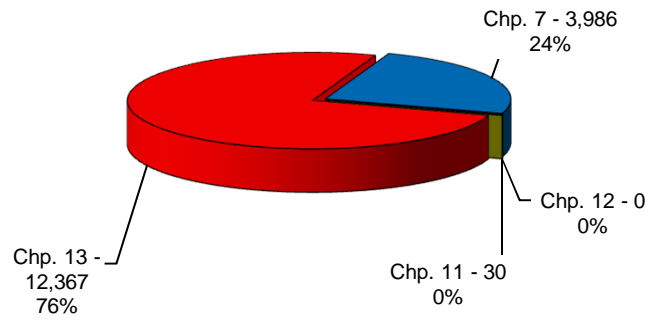
*Calculation of percentages are rounded to two places. .745 would be shown as .75 or 75%, and .744 would be displayed as .74 or 74%.*

**Total Filings For Western District By Year  
12 Month Period Ending Dec 31, 2014  
and Prior 12 Month Intervals**

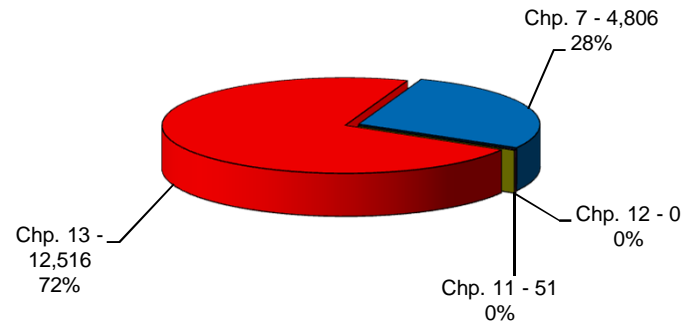


**United States Bankruptcy Court  
Western District of Tennessee**

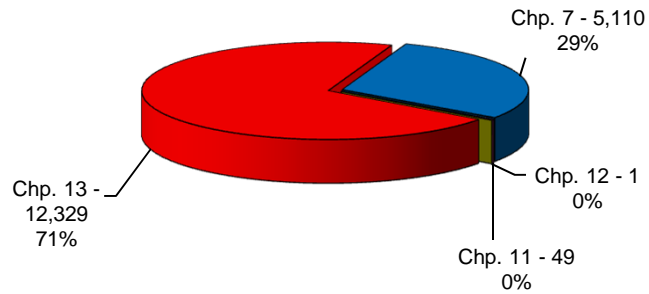
**Bankruptcy Case Filings  
Jan 1, 2014 thru Dec 31, 2014**



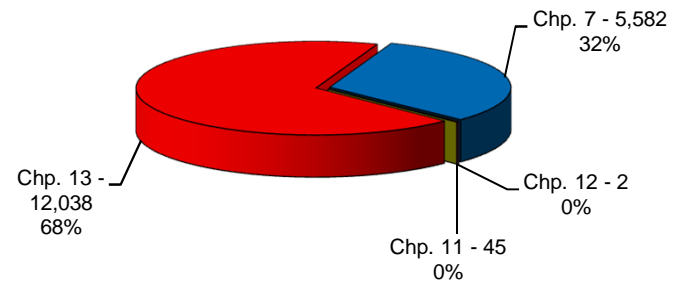
**Bankruptcy Case Filings  
Jan 1, 2013 thru Dec 31, 2013**



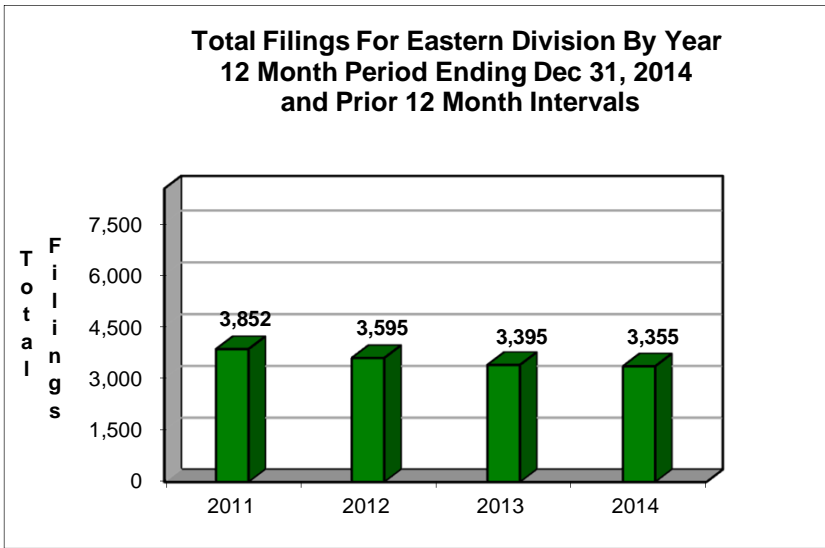
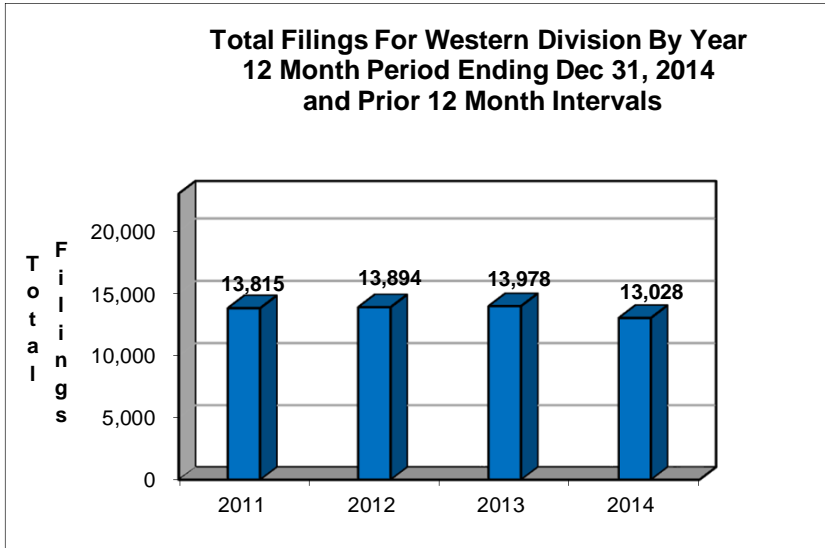
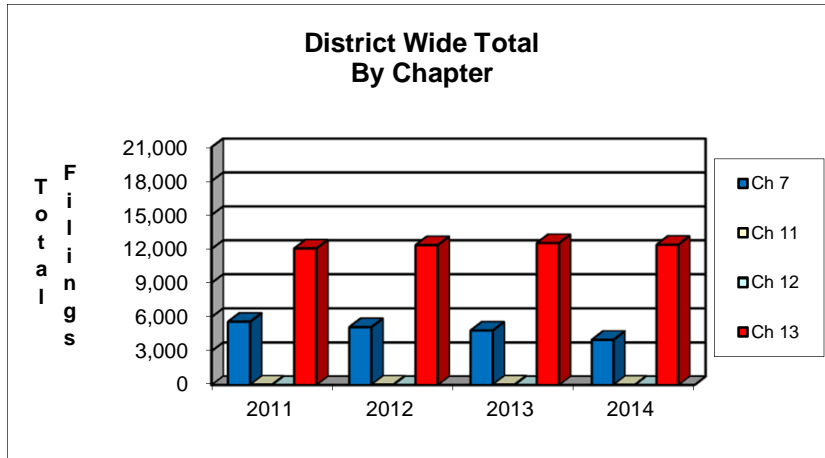
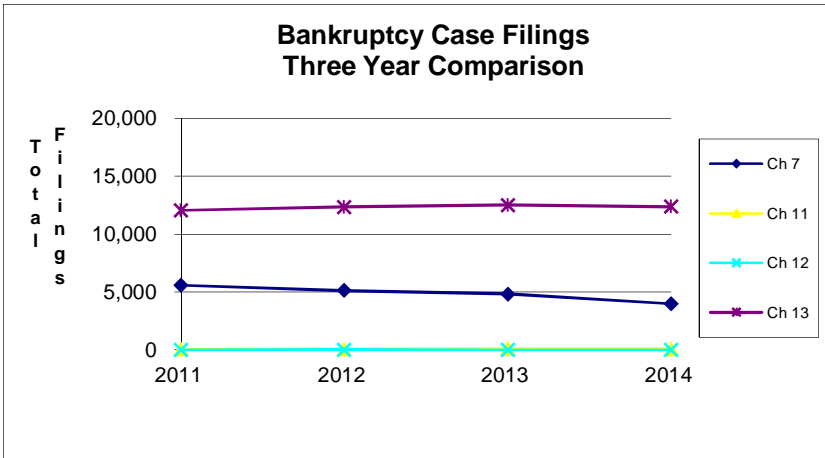
**Bankruptcy Case Filings  
Jan 1, 2012 thru Dec 31, 2012**



**Bankruptcy Case Filings  
Jan 1, 2011 thru Dec 31, 2011**

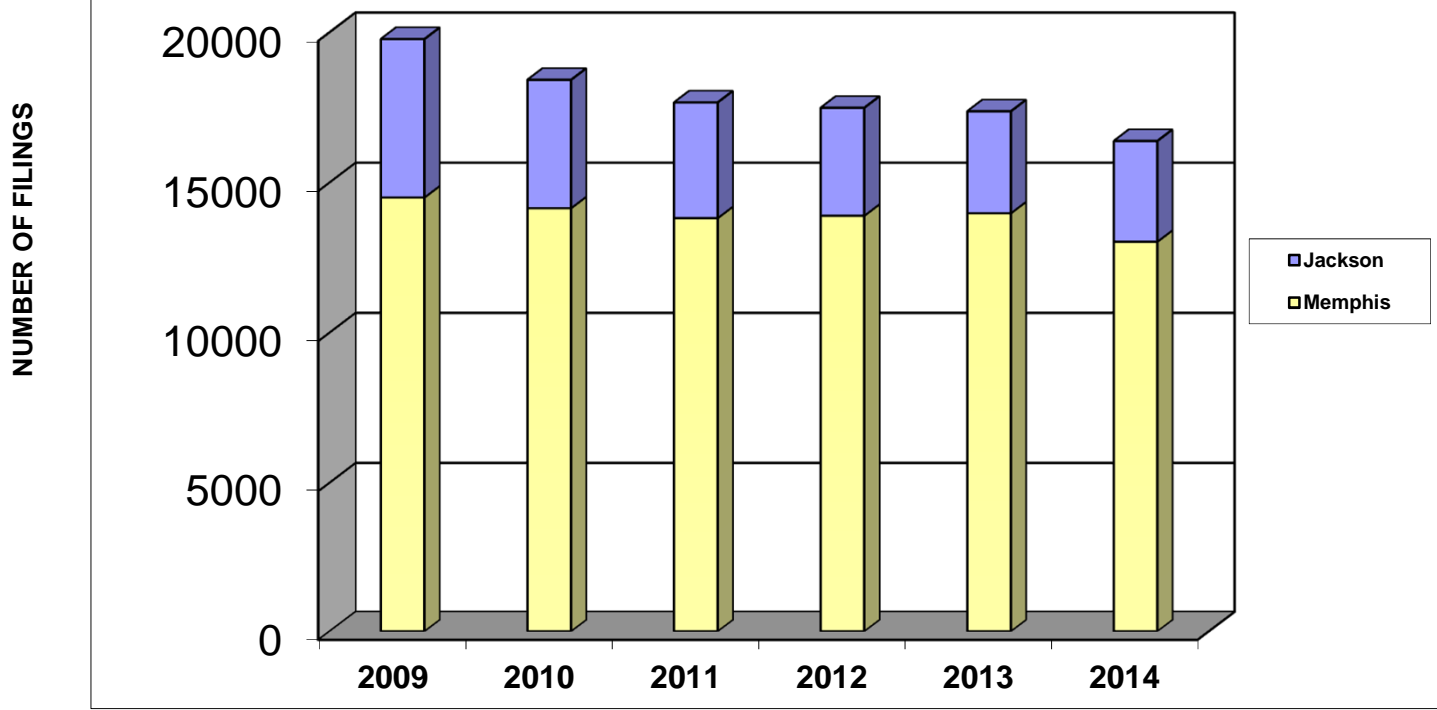


**United States Bankruptcy Court  
Western District of Tennessee**



**NOTE: Data For Each Year was Calculated Beginning Dec 31, 2014 And Extending Backwards Twelve Months**

**Bankruptcy Yearly Case Filings  
Western District of Tennessee**



**UNITED STATES BANKRUPTCY COURT**  
**Western District of Tennessee**  
**PETITIONS CLOSED FOR TWELVE MONTH PERIODS**  
**BY DIVISIONS**

<b>Jan 1, 2014 - Dec 31, 2014</b>			
	<b>Memphis</b>	<b>Jackson</b>	<b>Totals</b>
Chapter 7	3,690	1,097	4,787
Chapter 11	44	11	55
Chapter 12	0	0	0
Chapter 13	11,325	2,714	14,039
<b>Totals:</b>	<b>15,059</b>	<b>3,822</b>	<b>18,881</b>

<b>Jan 1, 2013 - Dec 31, 2013</b>			
	<b>Memphis</b>	<b>Jackson</b>	<b>Totals</b>
Chapter 7	4,065	1,353	5,418
Chapter 11	62	18	80
Chapter 12	0	0	0
Chapter 13	10,987	2,631	13,618
<b>Totals:</b>	<b>15,114</b>	<b>4,002</b>	<b>19,116</b>

<b>Jan 1, 2012 - Dec 31, 2012</b>			
	<b>Memphis</b>	<b>Jackson</b>	<b>Totals</b>
Chapter 7	4,270	1,426	5,696
Chapter 11	43	8	51
Chapter 12	2	0	2
Chapter 13	10,037	2,448	12,485
<b>Totals:</b>	<b>14,352</b>	<b>3,882</b>	<b>18,234</b>

<b>Jan 1, 2011 - Dec 31, 2011</b>			
	<b>Memphis</b>	<b>Jackson</b>	<b>Totals</b>
Chapter 7	4,429	1,697	6,126
Chapter 11	36	7	43
Chapter 12	0	0	0
Chapter 13	9,803	2,365	12,168
<b>Totals:</b>	<b>14,268</b>	<b>4,069</b>	<b>18,337</b>

<b>2014 Over 2013</b>			
	<b>Memphis</b>	<b>Jackson</b>	<b>Total %</b>
Chapter 7	(375)	(256)	-11.65%
Chapter 11	(18)	(7)	-31.25%
Chapter 12	0	0	0.00%
Chapter 13	338	83	3.09%
<b>Totals:</b>	<b>(55)</b>	<b>(180)</b>	<b>-1.23%</b>

<b>2014 Over 2013</b>		
	<b>Jackson</b>	<b>Total %</b>
Chapter 7	(256)	-18.92%
Chapter 11	(7)	-38.89%
Chapter 12	0	0.00%
Chapter 13	83	3.15%
<b>Totals:</b>	<b>(180)</b>	<b>-4.50%</b>

<b>% of Closings by Chap. By Div. Chapter % of</b>			
	<b>Memphis</b>	<b>Jackson</b>	<b>Total Closings</b>
Chapter 7	77%	23%	25%
Chapter 11	80%	20%	0%
Chapter 12	0%	0%	0%
Chapter 13	81%	19%	74%
<b>Totals:</b>	<b>80%</b>	<b>20%</b>	<b>100%</b>

<b>% of Closings by Chap. By Div. Chapter % of</b>			
	<b>Memphis</b>	<b>Jackson</b>	<b>Total Closings</b>
Chapter 7	75%	25%	28%
Chapter 11	77%	22%	0%
Chapter 12	0%	0%	0%
Chapter 13	81%	19%	71%
<b>Totals:</b>	<b>79%</b>	<b>21%</b>	<b>100%</b>

<b>% of Closings by Chap. By Div. Chapter % of</b>			
	<b>Memphis</b>	<b>Jackson</b>	<b>Total Closings</b>
Chapter 7	75%	25%	31%
Chapter 11	84%	16%	0%
Chapter 12	100%	0%	0%
Chapter 13	80%	20%	68%
<b>Totals:</b>	<b>79%</b>	<b>21%</b>	<b>100%</b>

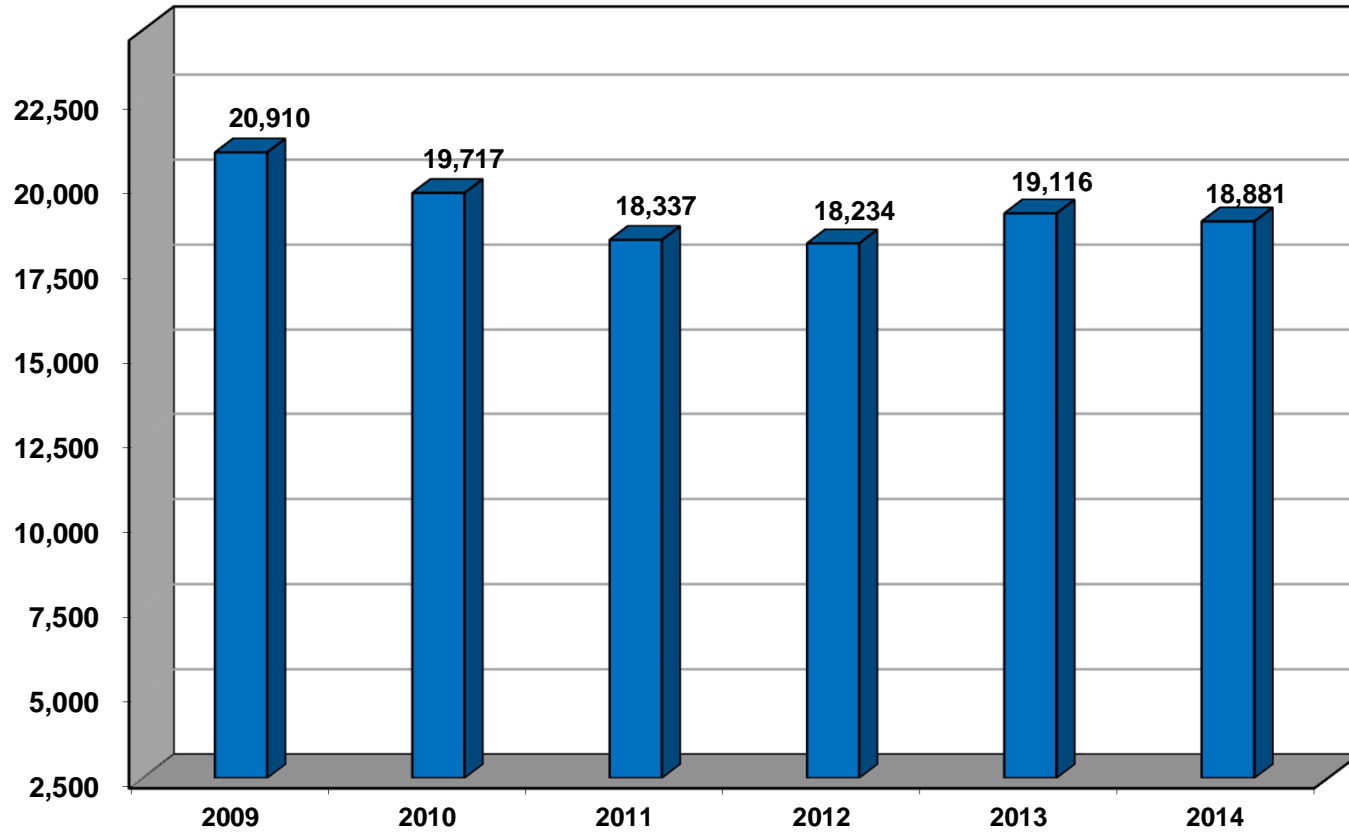
<b>% of Closings by Chap. By Div. Chapter % of</b>			
	<b>Memphis</b>	<b>Jackson</b>	<b>Total Closings</b>
Chapter 7	72%	28%	33%
Chapter 11	84%	16%	0%
Chapter 12	0%	0%	0%
Chapter 13	81%	19%	66%
<b>Totals:</b>	<b>78%</b>	<b>22%</b>	<b>100%</b>

<b>Overall Change 2014 Over 2013 (Both Divisions)</b>
<b>-1.23%</b>

<b>2014 Over 2013</b>		
	<b>Memphis</b>	<b>Total %</b>
Chapter 7	(375)	-9.23%
Chapter 11	(18)	-29.03%
Chapter 12	0	0.00%
Chapter 13	338	3.08%
<b>Totals:</b>	<b>(55)</b>	<b>-0.36%</b>

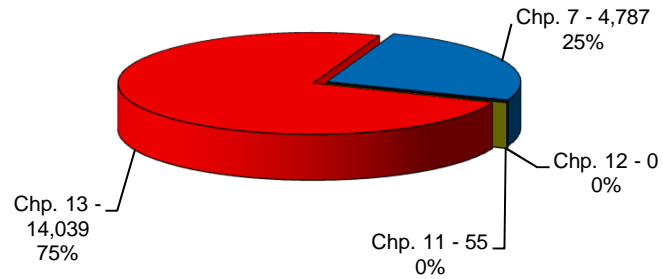
Calculation of percentages are rounded to two places. .745 would be shown as .75 or 75%, and .744 would be displayed as .74 or 74%.

**Total Closings For Western District By Year  
12 Month Period Ending Dec 31, 2014  
and Prior 12 Month Intervals**

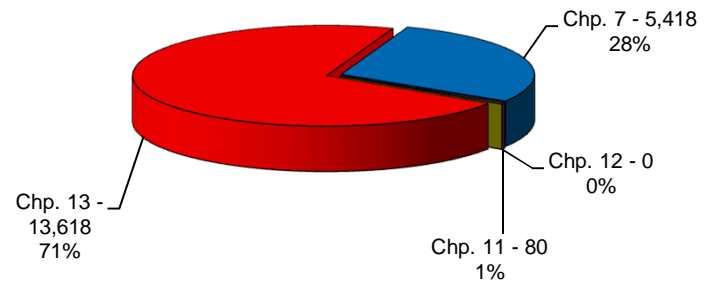


**United States Bankruptcy Court  
Western District of Tennessee**

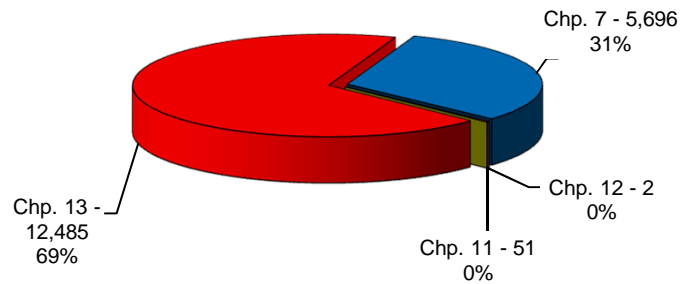
**Bankruptcy Case Closings  
Jan 1, 2014 thru Dec 31, 2014**



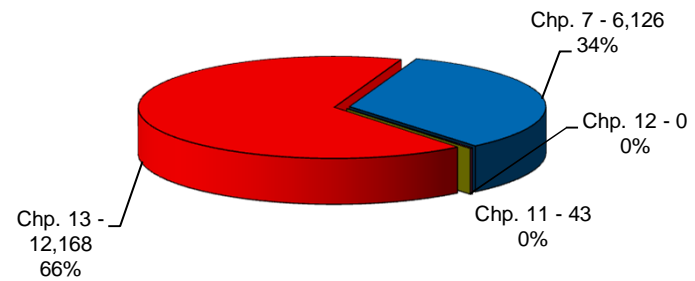
**Bankruptcy Case Closings  
Jan 1, 2013 thru Dec 31, 2013**



**Bankruptcy Case Closings  
Jan 1, 2012 thru Dec 31, 2012**

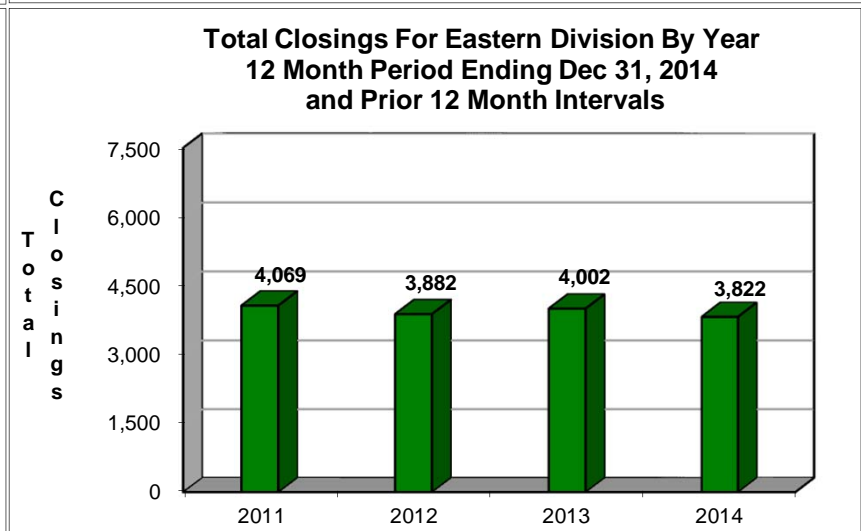
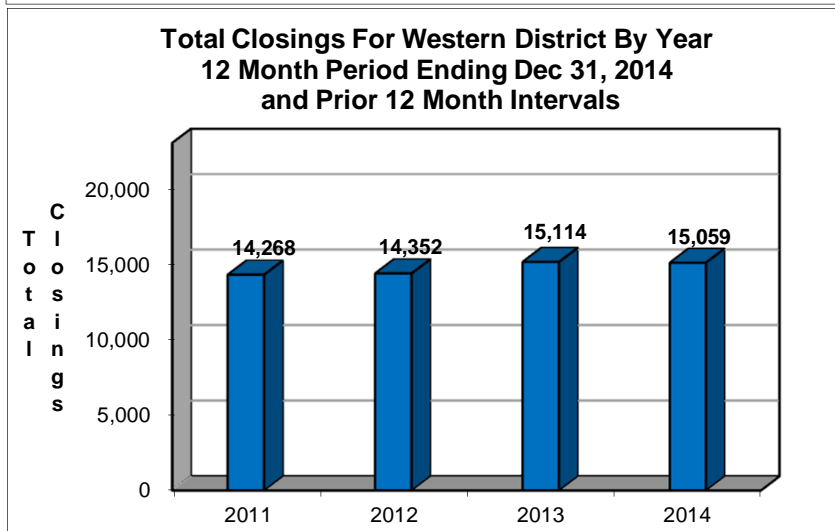
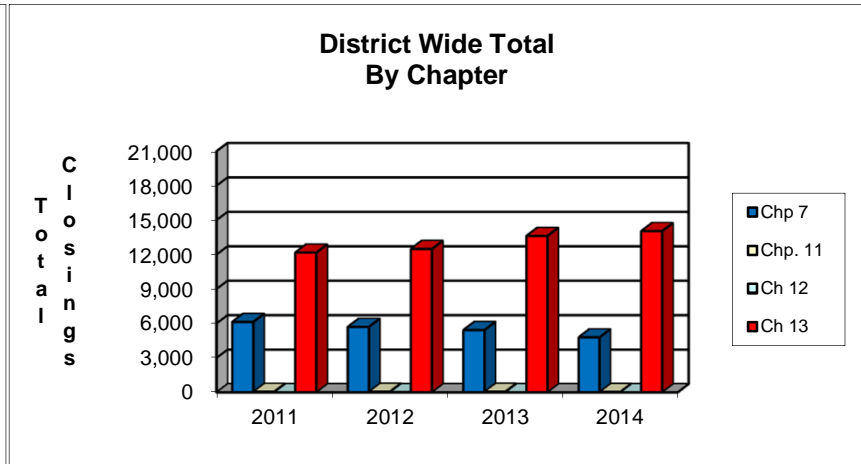
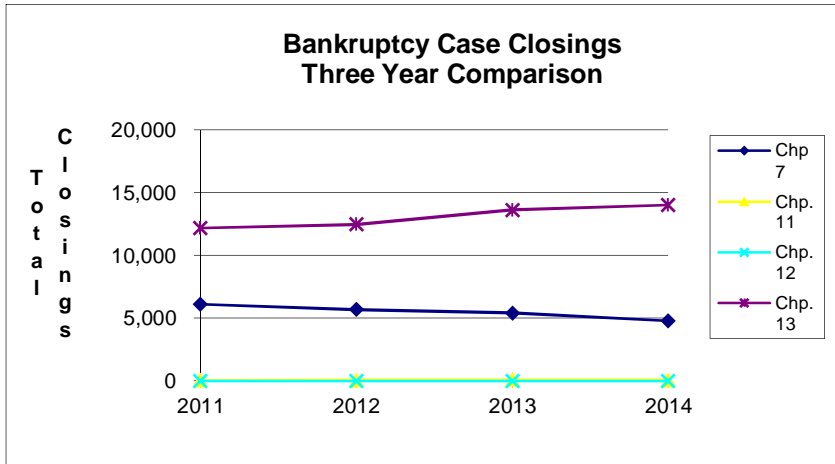


**Bankruptcy Case Closings  
Jan 1, 2011 thru Dec 31, 2011**



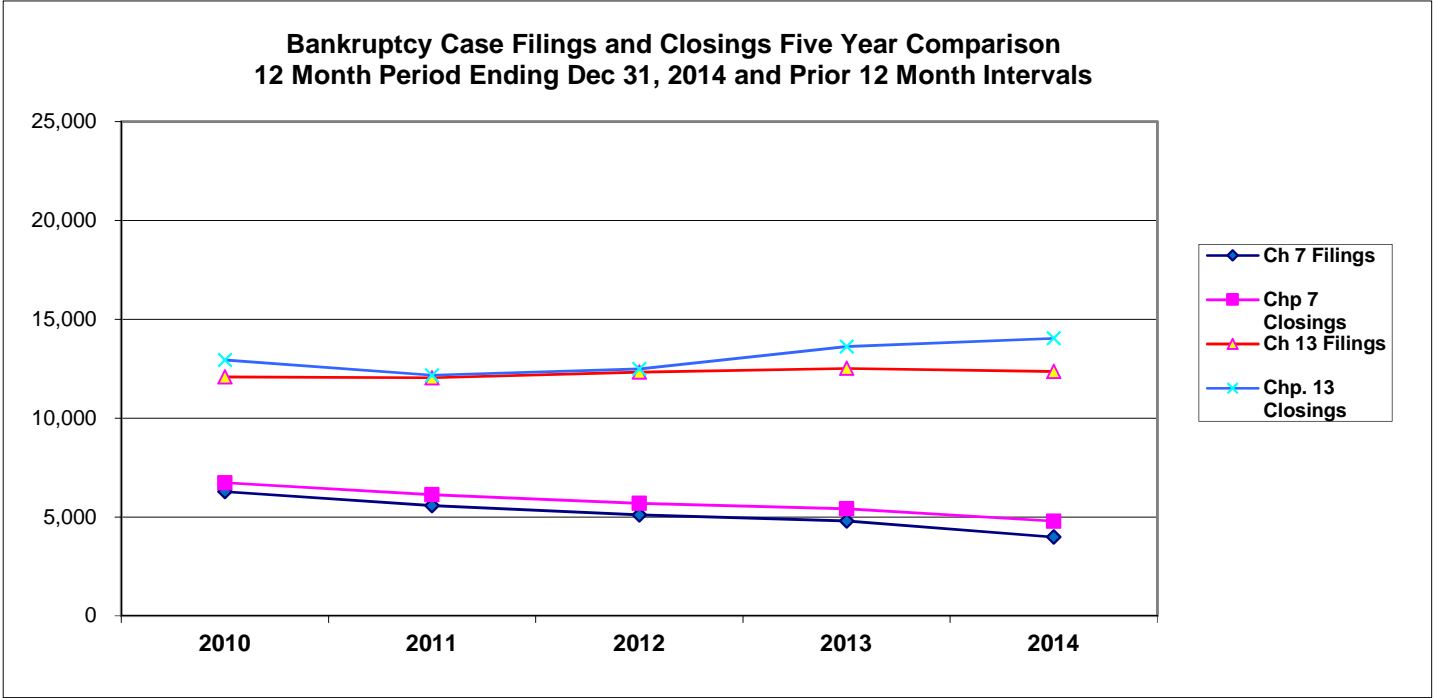


**United States Bankruptcy Court  
Western District of Tennessee**



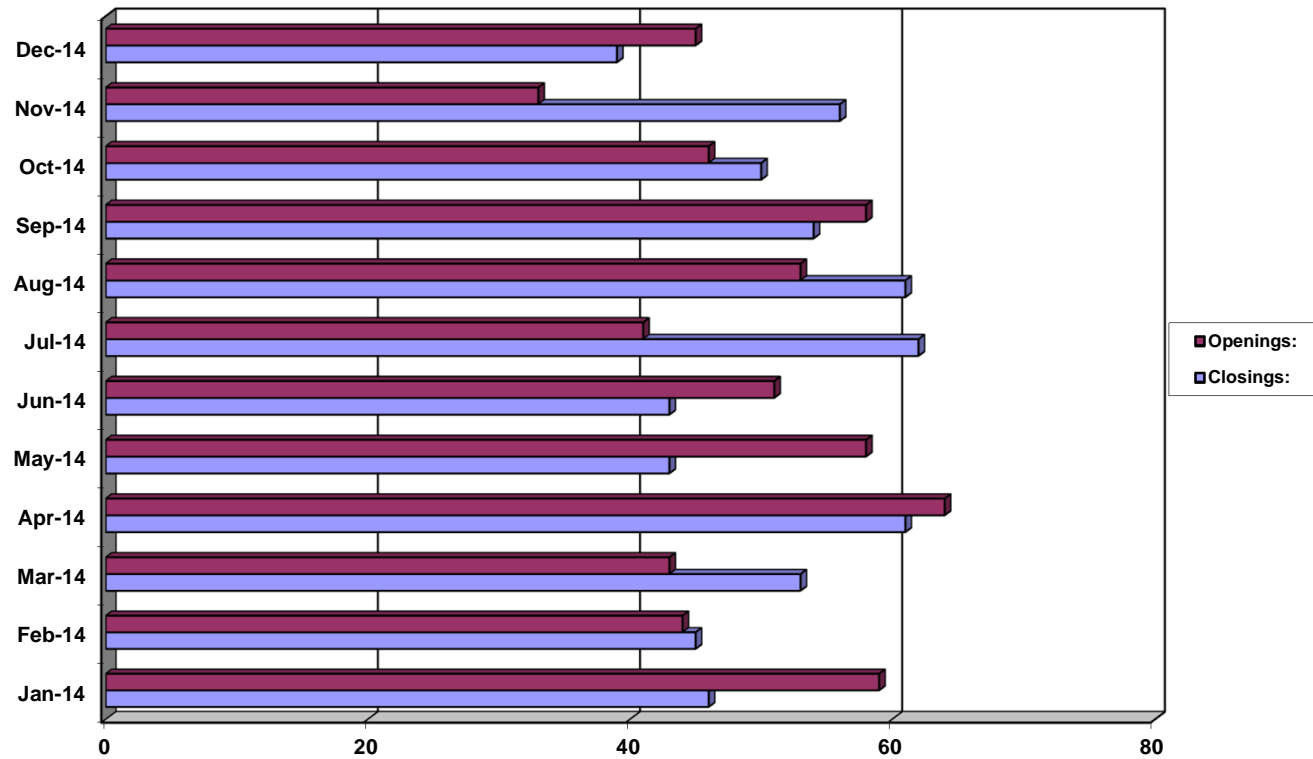
**NOTE: Data For Each Year was Calculated Beginning Dec 31, 2014 and Extending Backwards Twelve Months**

United States Bankruptcy Court  
Western District of Tennessee



**United States Bankruptcy Court  
Western District of Tennessee**

**Adversary Openings and Closings  
Jan 1, 2014 - Dec 31, 2014**



	Jan-14	Feb-14	Mar-14	Apr-14	May-14	Jun-14	Jul-14	Aug-14	Sep-14	Oct-14	Nov-14	Dec-14
■ Openings:	59	44	43	64	58	51	41	53	58	46	33	45
■ Closings:	46	45	53	61	43	43	62	61	54	50	56	39