

UNITED STATES BANKRUPTCY COURT
Western District of Tennessee
PETITIONS FILED FOR TWELVE MONTH PERIODS
BY DIVISIONS

Jan 1, 2013 - Dec 31, 2013			
	Memphis	Jackson	Totals
Chapter 7	3,517	1,093	4,610
Chapter 11	41	15	56
Chapter 12	0	0	0
Chapter 13	10,420	2,287	12,707
Totals:	13,978	3,395	17,373

Jan 1, 2012 - Dec 31, 2012			
	Memphis	Jackson	Totals
Chapter 7	3,698	1,277	4,975
Chapter 11	40	10	50
Chapter 12	1	0	1
Chapter 13	10,155	2,308	12,463
Totals:	13,894	3,595	17,489

Jan 1, 2011 - Dec 31, 2011			
	Memphis	Jackson	Totals
Chapter 7	4,038	1,449	5,487
Chapter 11	37	8	45
Chapter 12	1	1	2
Chapter 13	9,739	2,394	12,133
Totals:	13,815	3,852	17,667

Jan 1, 2010 - Dec 31, 2010			
	Memphis	Jackson	Totals
Chapter 7	4,503	1,734	6,237
Chapter 11	49	11	60
Chapter 12	0	0	0
Chapter 13	9,594	2,529	12,123
Totals:	14,146	4,274	18,420

2013 Over 2012			
	Memphis	Jackson	Total %
Chapter 7	(181)	(184)	-7.34%
Chapter 11	1	5	12.00%
Chapter 12	(1)	0	-100.00%
Chapter 13	265	(21)	1.96%
Totals:	84	(200)	-0.66%

2013 Over 2012		
	Jackson	Total %
Chapter 7	(184)	-14.41%
Chapter 11	5	50.00%
Chapter 12	0	0.00%
Chapter 13	(21)	-0.91%
Totals:	(200)	-5.56%

% of Filings by Chap. By Div. Chapter % of			
	Memphis	Jackson	Total Filings
Chapter 7	76%	24%	27%
Chapter 11	73%	27%	0%
Chapter 12	0%	0%	0%
Chapter 13	82%	18%	73%
Totals:	80%	20%	100%

% of Filings by Chap. By Div. Chapter % of			
	Memphis	Jackson	Total Filings
Chapter 7	74%	26%	28%
Chapter 11	80%	20%	0%
Chapter 12	100%	0%	0%
Chapter 13	81%	19%	71%
Totals:	79%	21%	100%

% of Filings by Chap. By Div. Chapter % of			
	Memphis	Jackson	Total Filings
Chapter 7	74%	26%	31%
Chapter 11	82%	18%	0%
Chapter 12	50%	50%	0%
Chapter 13	80%	20%	69%
Totals:	78%	22%	100%

% of Filings by Chap. By Div. Chapter % of			
	Memphis	Jackson	Total Filings
Chapter 7	72%	28%	34%
Chapter 11	82%	18%	0%
Chapter 12	0%	0%	0%
Chapter 13	79%	21%	66%
Totals:	77%	23%	100%

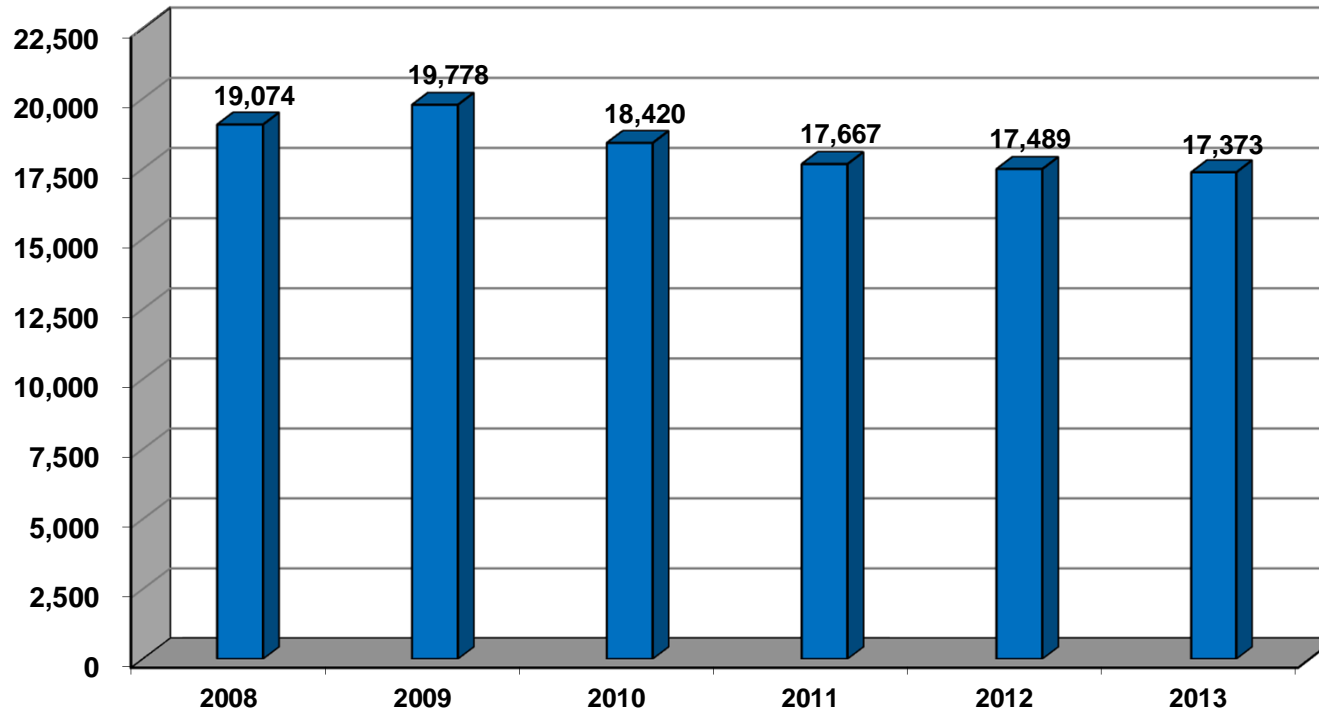
**Overall Change
2013 Over 2012
(Both Divisions)**

-0.66%

2013 Over 2012		
	Memphis	Total %
Chapter 7	(181)	-4.89%
Chapter 11	1	2.50%
Chapter 12	(1)	-100.00%
Chapter 13	265	2.61%
Totals:	84	0.60%

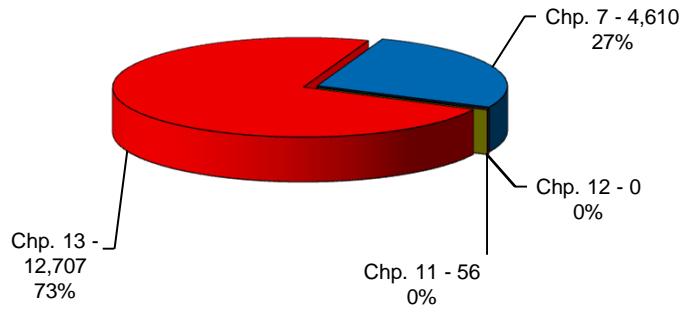
Calculation of percentages are rounded to two places. .745 would be shown as .75 or 75%, and .744 would be displayed as .74 or 74%.

**Total Filings For Western District By Year
12 Month Period Ending Dec 31, 2013
and Prior 12 Month Intervals**

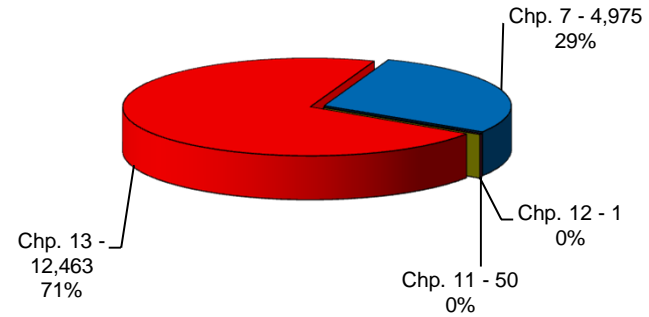


**United States Bankruptcy Court
Western District of Tennessee**

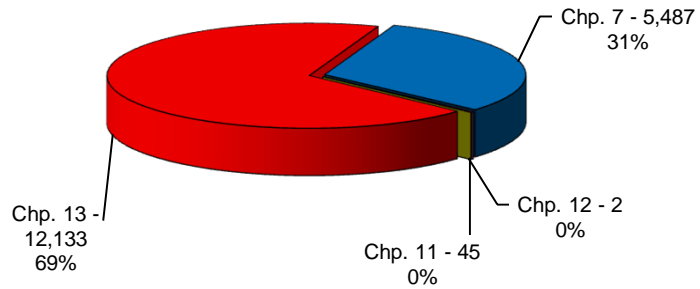
**Bankruptcy Case Filings
Jan 01, 2013 thru Dec 31, 2013**



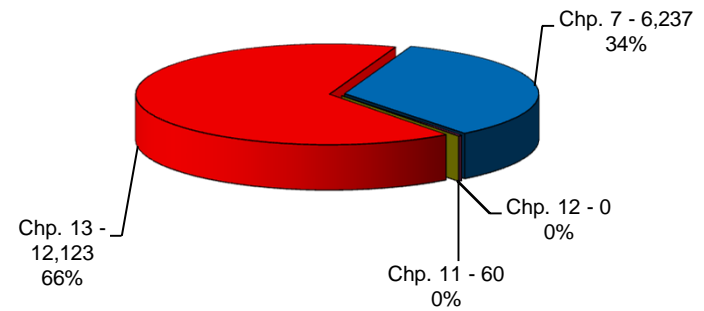
**Bankruptcy Case Filings
Jan 01, 2012 thru Dec 31, 2012**



**Bankruptcy Case Filings
Jan 01, 2011 thru Dec 31, 2011**

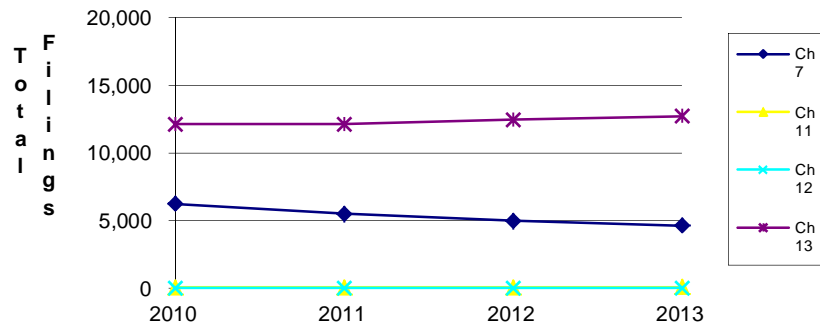


**Bankruptcy Case Filings
Jan 01, 2010 thru Dec 31, 2010**

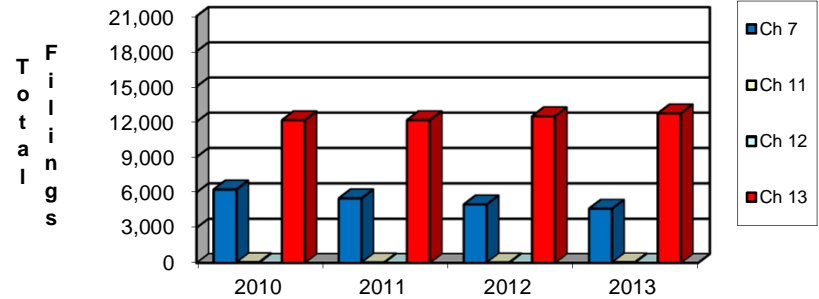


United States Bankruptcy Court Western District of Tennessee

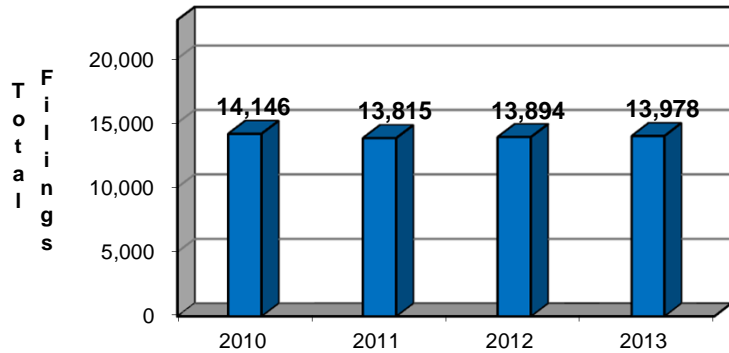
Bankruptcy Case Filings Three Year Comparison



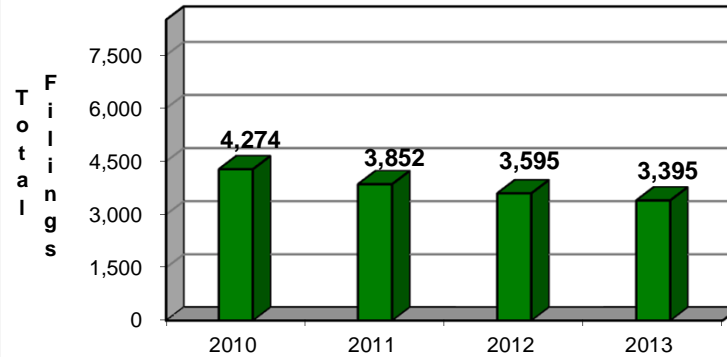
District Wide Total By Chapter



Total Filings For Western Division By Year 12 Month Period Ending Dec 31, 2013 and Prior 12 Month Intervals

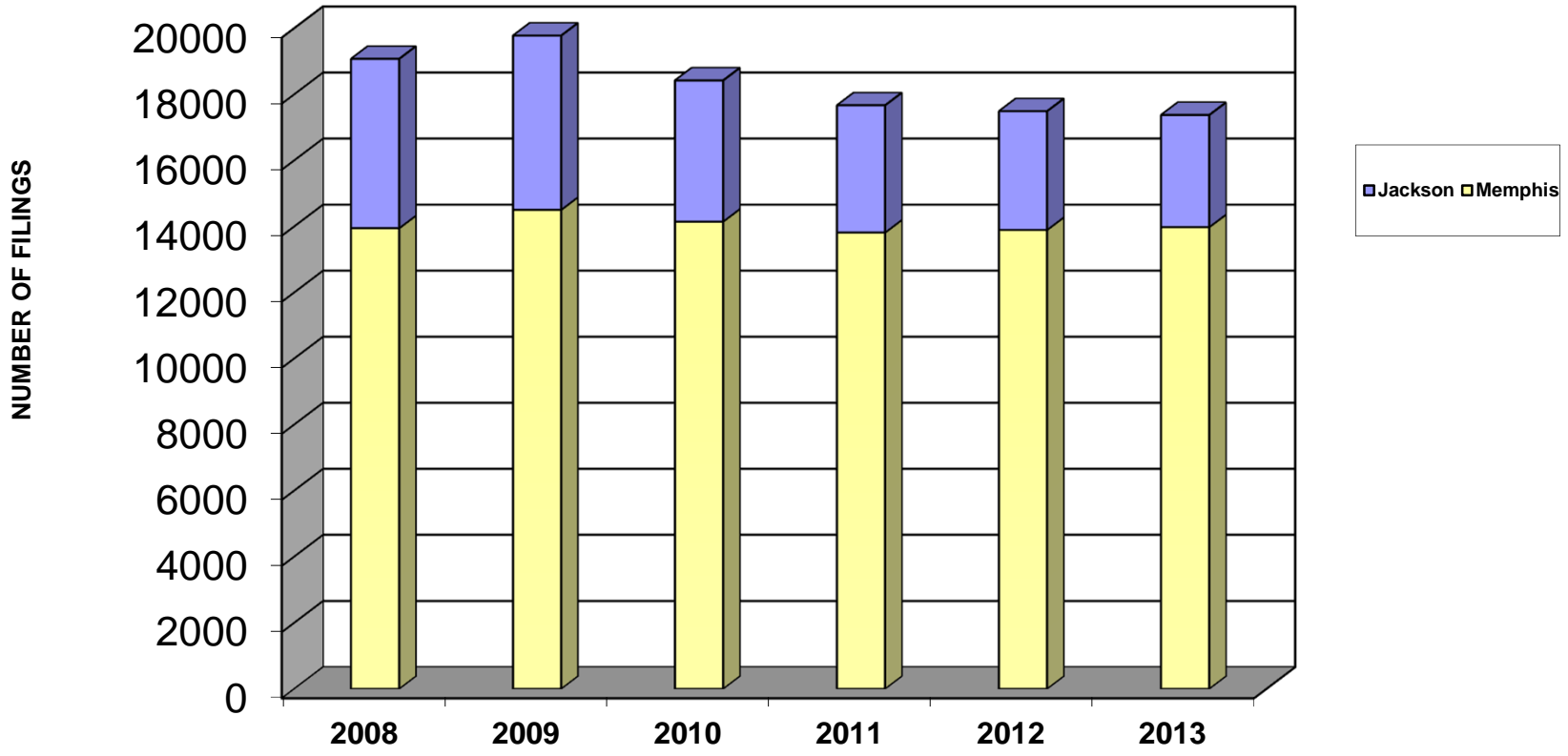


Total Filings For Eastern Division By Year 12 Month Period Ending Dec 31, 2013 and Prior 12 Month Intervals



NOTE: Data For Each Year was Calculated Beginning Dec 31, 2013 And Extending Backwards Twelve Months

**Bankruptcy Yearly Case Filings
Western District of Tennessee**



UNITED STATES BANKRUPTCY COURT
Western District of Tennessee
PETITIONS CLOSED FOR TWELVE MONTH PERIODS
BY DIVISIONS

Jan 1, 2013 - Dec 31, 2013			
	Memphis	Jackson	Totals
Chapter 7	4,109	1,359	5,468
Chapter 11	62	18	80
Chapter 12	0	0	0
Chapter 13	11,000	2,632	13,632
Totals:	15,171	4,009	19,180

Jan 1, 2012 - Dec 31, 2012			
	Memphis	Jackson	Totals
Chapter 7	4,277	1,428	5,705
Chapter 11	43	9	52
Chapter 12	2	0	2
Chapter 13	10,039	2,449	12,488
Totals:	14,361	3,886	18,247

Jan 1, 2011 - Dec 31, 2011			
	Memphis	Jackson	Totals
Chapter 7	4,433	1,697	6,130
Chapter 11	36	9	45
Chapter 12	0	0	0
Chapter 13	9,803	2,365	12,168
Totals:	14,272	4,071	18,343

Jan 1, 2010 - Dec 31, 2010			
	Memphis	Jackson	Totals
Chapter 7	4,810	1,929	6,739
Chapter 11	32	18	50
Chapter 12	0	0	0
Chapter 13	10,363	2,573	12,936
Totals:	15,205	4,520	19,725

2013 Over 2012			
	Memphis	Jackson	Total %
Chapter 7	(168)	(69)	-4.15%
Chapter 11	19	9	53.85%
Chapter 12	(2)	0	-100.00%
Chapter 13	961	183	9.16%
Totals:	810	123	5.11%

2013 Over 2012		
	Jackson	Total %
Chapter 7	(69)	-4.83%
Chapter 11	9	100.00%
Chapter 12	0	0.00%
Chapter 13	183	7.47%
Totals:	123	3.17%

% of Closings by Chap. By Div. Chapter % of			
	Memphis	Jackson	Total Closings
Chapter 7	75%	25%	29%
Chapter 11	77%	22%	0%
Chapter 12	0%	0%	0%
Chapter 13	81%	19%	71%
Totals:	79%	21%	100%

% of Closings by Chap. By Div. Chapter % of			
	Memphis	Jackson	Total Closings
Chapter 7	75%	25%	31%
Chapter 11	83%	17%	0%
Chapter 12	100%	0%	0%
Chapter 13	80%	20%	68%
Totals:	79%	21%	100%

% of Closings by Chap. By Div. Chapter % of			
	Memphis	Jackson	Total Closings
Chapter 7	72%	28%	33%
Chapter 11	80%	20%	0%
Chapter 12	0%	0%	0%
Chapter 13	81%	19%	66%
Totals:	78%	22%	100%

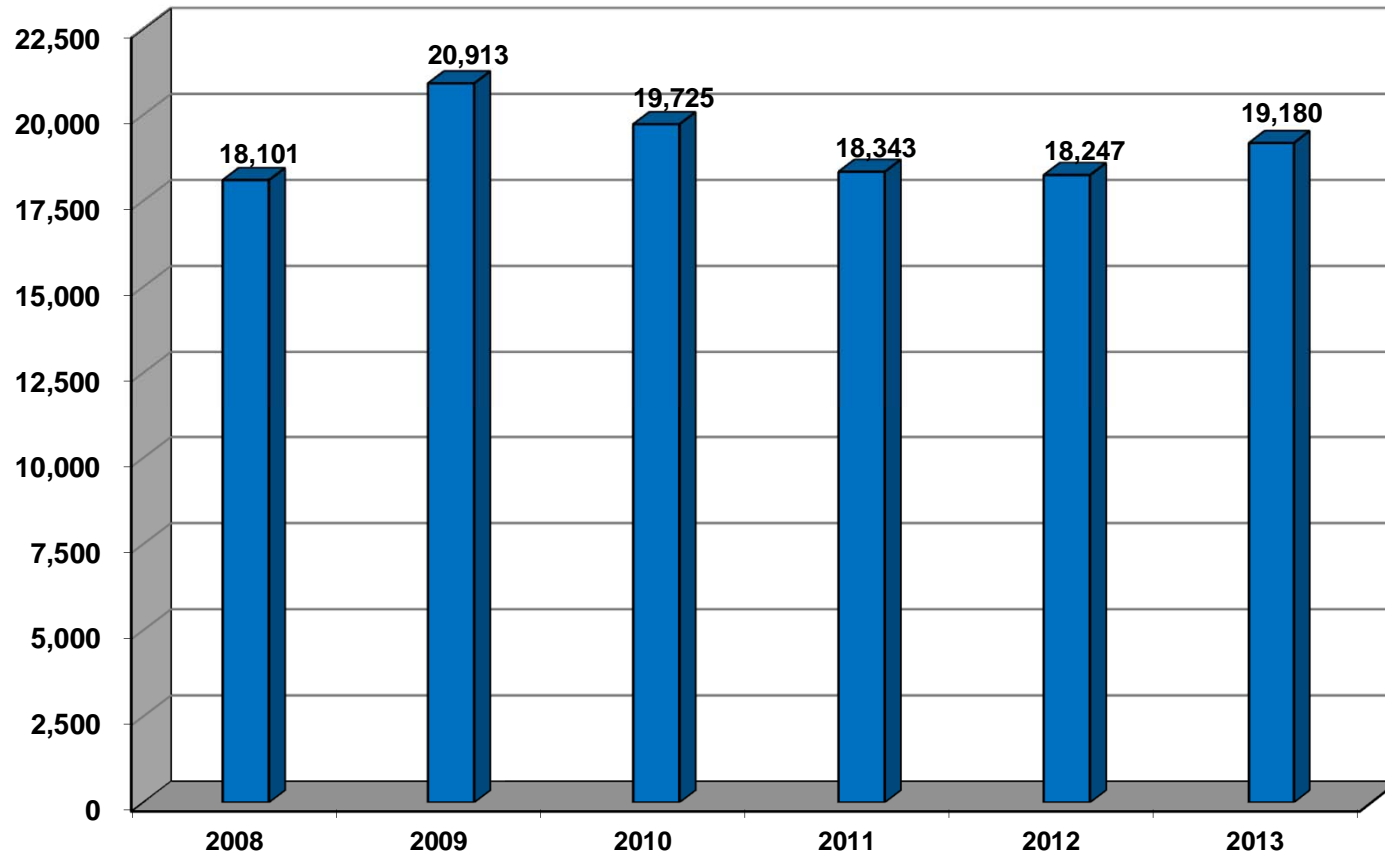
% of Closings by Chap. By Div. Chapter % of			
	Memphis	Jackson	Total Closings
Chapter 7	71%	29%	34%
Chapter 11	64%	36%	0%
Chapter 12	0%	0%	0%
Chapter 13	80%	20%	66%
Totals:	77%	23%	100%

Overall Change 2013 Over 2012 (Both Divisions)
5.11%

2013 Over 2012		
	Memphis	Total %
Chapter 7	(168)	-3.93%
Chapter 11	19	44.19%
Chapter 12	(2)	-100.00%
Chapter 13	961	9.57%
Totals:	810	5.64%

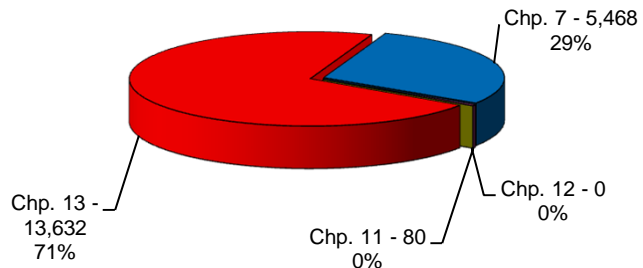
Calculation of percentages are rounded to two places. .745 would be shown as .75 or 75%, and .744 would be displayed as .74 or 74%.

**Total Closings For Western District By Year
12 Month Period Ending Dec 31, 2013
and Prior 12 Month Intervals**

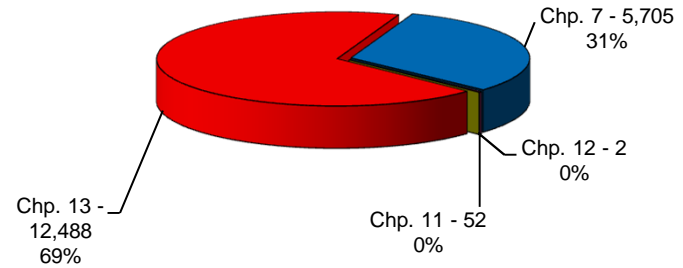


United States Bankruptcy Court Western District of Tennessee

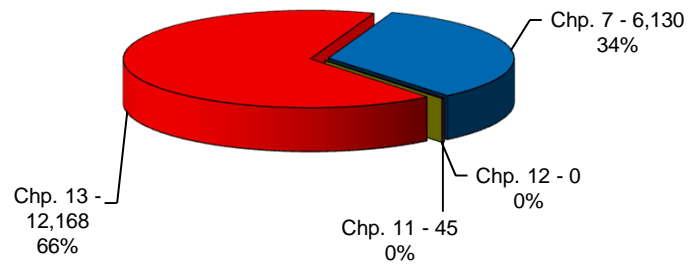
**Bankruptcy Case Closings
Jan 01, 2013 thru Dec 31, 2013**



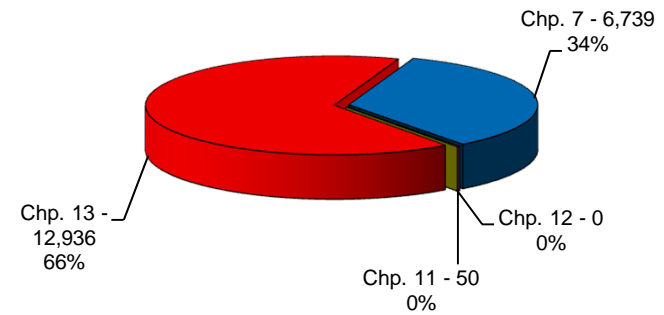
**Bankruptcy Case Closings
Jan 01, 2012 thru Dec 31, 2012**



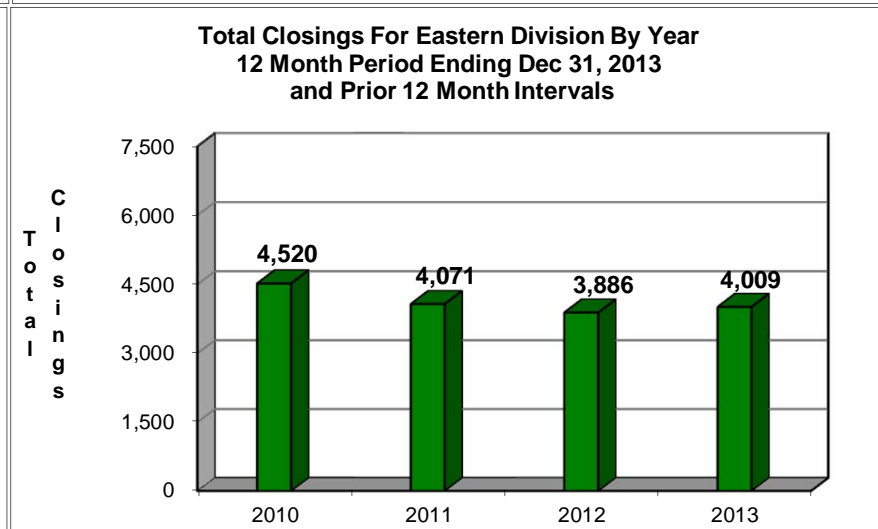
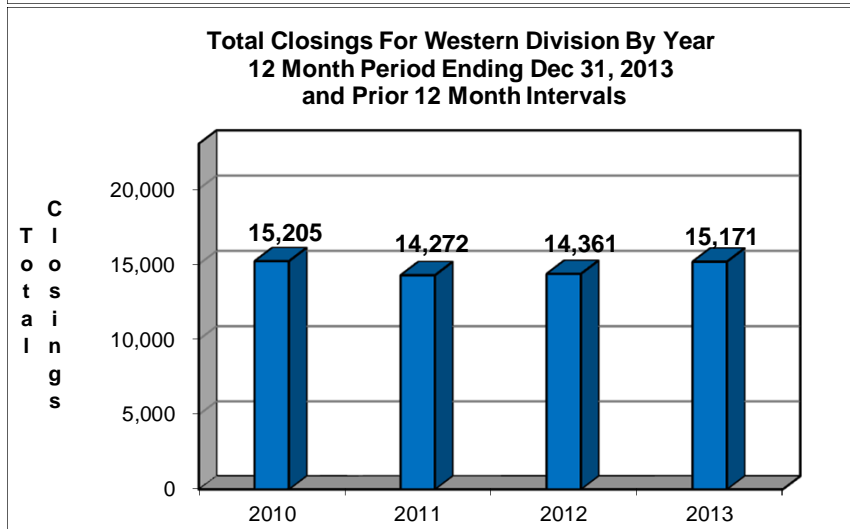
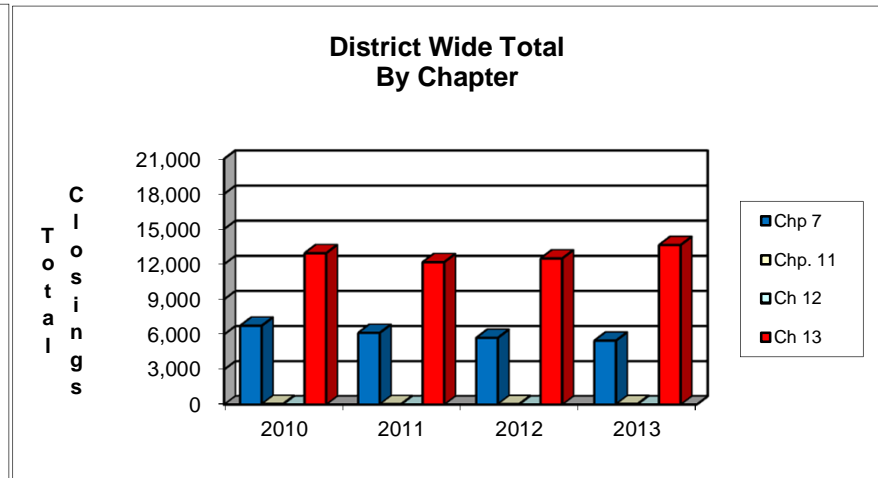
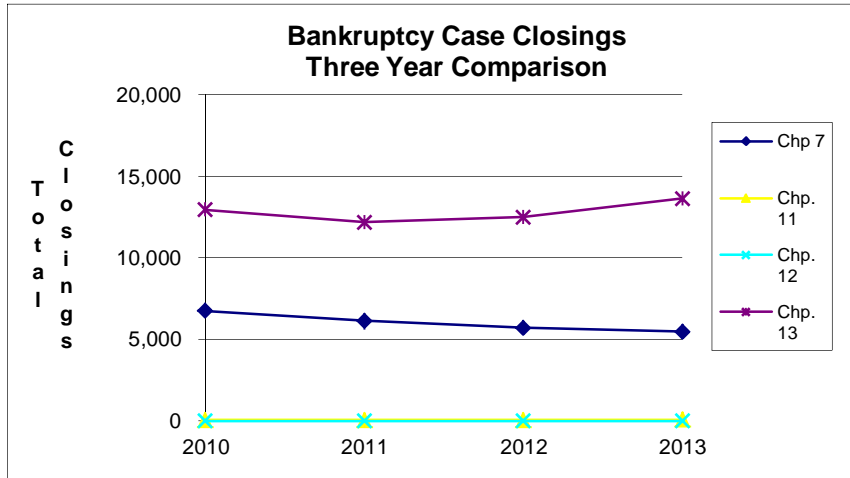
**Bankruptcy Case Closings
Jan 01, 2011 thru Dec 31, 2011**



**Bankruptcy Case Closings
Jan 01, 2010 thru Dec 31, 2010**

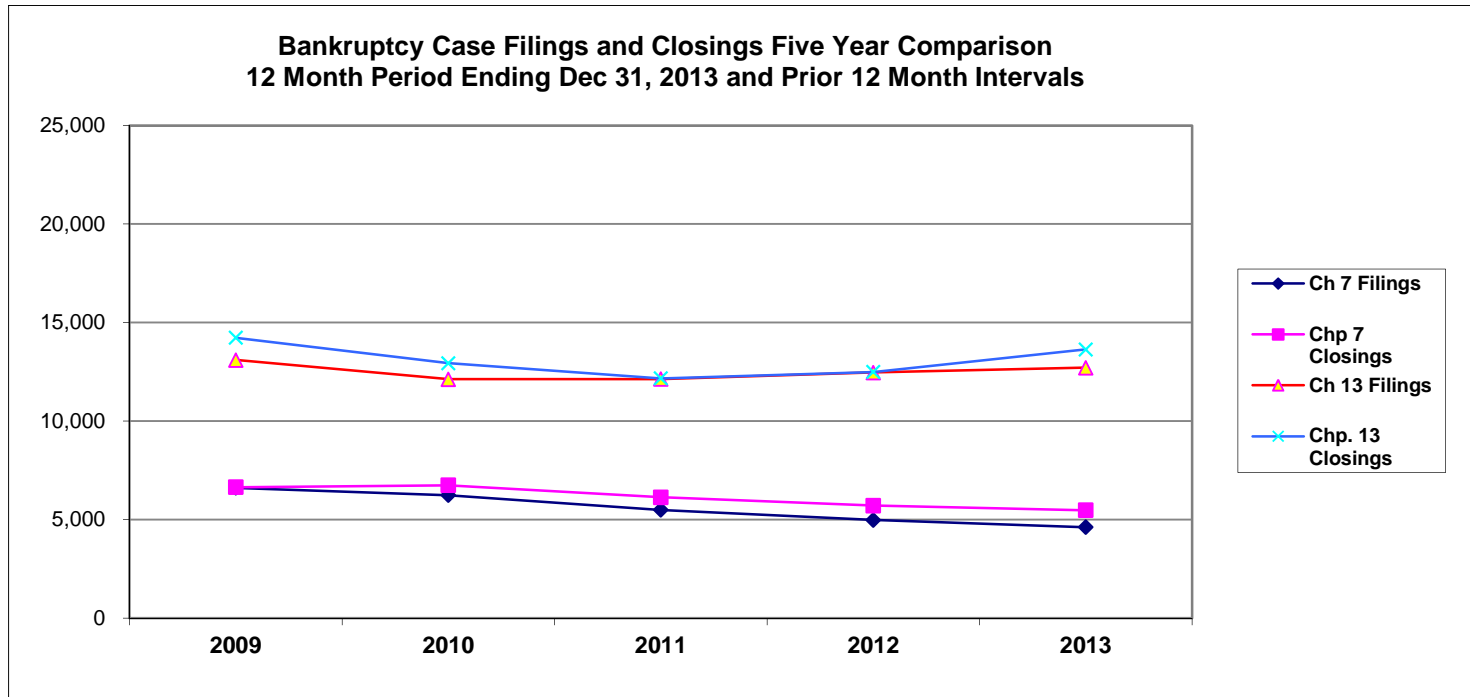


United States Bankruptcy Court Western District of Tennessee



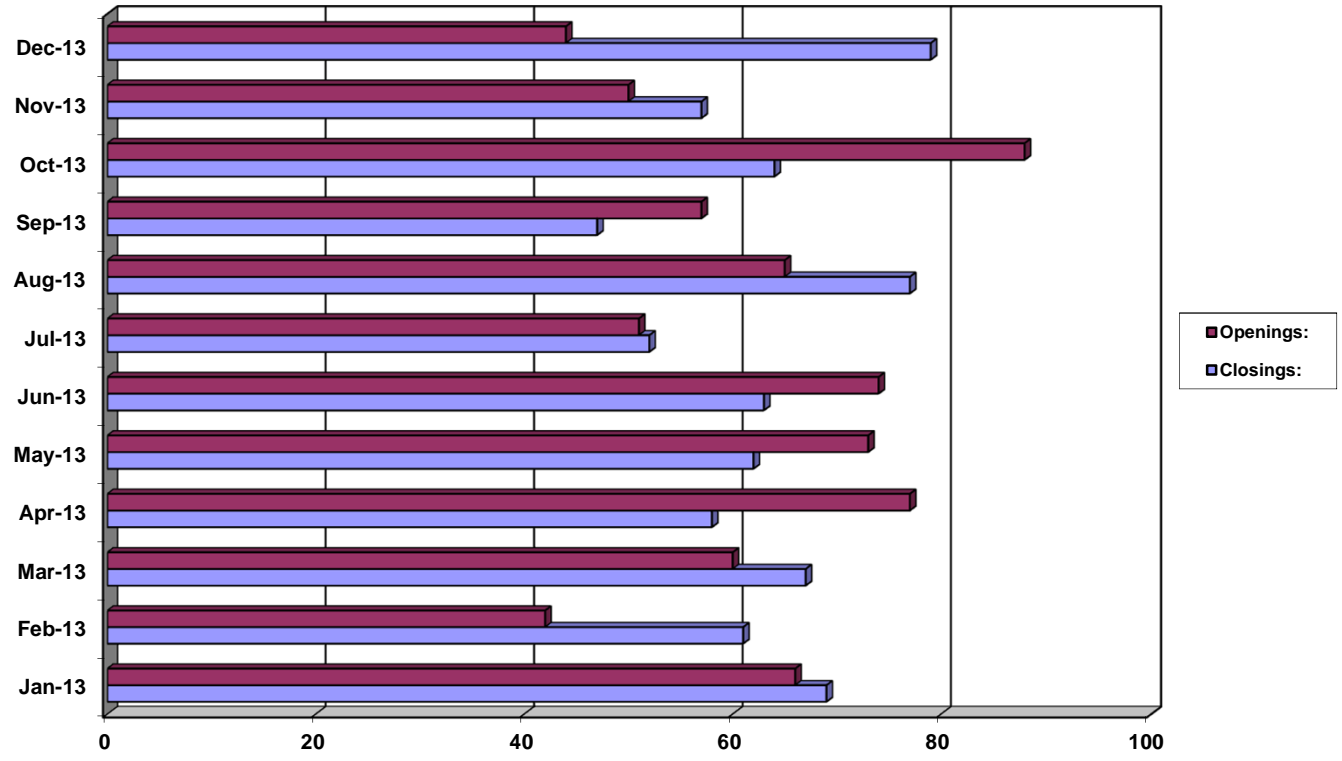
NOTE: Data For Each Year was Calculated Beginning Dec 31, 2013 And Extending Backwards Twelve Months

United States Bankruptcy Court Western District of Tennessee



**United States Bankruptcy Court
Western District of Tennessee**

**Adversary Openings and Closings
Jan 1, 2013 - Dec 31, 2013**



	Jan-13	Feb-13	Mar-13	Apr-13	May-13	Jun-13	Jul-13	Aug-13	Sep-13	Oct-13	Nov-13	Dec-13
■ Openings:	66	42	60	77	73	74	51	65	57	88	50	44
■ Closings:	69	61	67	58	62	63	52	77	47	64	57	79