

**UNITED STATES BANKRUPTCY COURT**  
**Western District of Tennessee**  
**PETITIONS FILED FOR TWELVE MONTH PERIODS**  
**BY DIVISIONS**

| <b>Jan 1, 2019 - Dec 31, 2019</b> |                |                |               |
|-----------------------------------|----------------|----------------|---------------|
|                                   | <b>Memphis</b> | <b>Jackson</b> | <b>Totals</b> |
| Chapter 7                         | 2,285          | 828            | 3,113         |
| Chapter 11                        | 17             | 6              | 23            |
| Chapter 12                        | 0              | 0              | 0             |
| Chapter 13                        | 7,882          | 1,914          | 9,796         |
| <b>Totals:</b>                    | <b>10,184</b>  | <b>2,748</b>   | <b>12,932</b> |

| <b>Jan 1, 2018 - Dec 31, 2018</b> |                |                |               |
|-----------------------------------|----------------|----------------|---------------|
|                                   | <b>Memphis</b> | <b>Jackson</b> | <b>Totals</b> |
| Chapter 7                         | 2,550          | 849            | 3,399         |
| Chapter 11                        | 14             | 2              | 16            |
| Chapter 12                        | 0              | 2              | 2             |
| Chapter 13                        | 8,118          | 1,886          | 10,004        |
| <b>Totals:</b>                    | <b>10,682</b>  | <b>2,739</b>   | <b>13,421</b> |

| <b>Jan 1, 2017 - Dec 31, 2017</b> |                |                |               |
|-----------------------------------|----------------|----------------|---------------|
|                                   | <b>Memphis</b> | <b>Jackson</b> | <b>Totals</b> |
| Chapter 7                         | 2,722          | 948            | 3,670         |
| Chapter 11                        | 21             | 5              | 26            |
| Chapter 12                        | 1              | 2              | 3             |
| Chapter 13                        | 8,583          | 1,880          | 10,463        |
| <b>Totals:</b>                    | <b>11,327</b>  | <b>2,835</b>   | <b>14,162</b> |

| <b>Jan 1, 2016 - Dec 31, 2016</b> |                |                |               |
|-----------------------------------|----------------|----------------|---------------|
|                                   | <b>Memphis</b> | <b>Jackson</b> | <b>Totals</b> |
| Chapter 7                         | 2,813          | 866            | 3,679         |
| Chapter 11                        | 23             | 13             | 36            |
| Chapter 12                        | 0              | 0              | 0             |
| Chapter 13                        | 9,025          | 1,830          | 10,855        |
| <b>Totals:</b>                    | <b>11,861</b>  | <b>2,709</b>   | <b>14,570</b> |

| <b>2019 Over 2018</b> |                |                |                |
|-----------------------|----------------|----------------|----------------|
|                       | <b>Memphis</b> | <b>Jackson</b> | <b>Total %</b> |
| Chapter 7             | (265)          | (21)           | -8.41%         |
| Chapter 11            | 3              | 4              | 43.75%         |
| Chapter 12            | 0              | (2)            | -100.00%       |
| Chapter 13            | (236)          | 28             | -2.08%         |
| <b>Totals:</b>        | <b>(498)</b>   | <b>9</b>       | <b>-3.64%</b>  |

| <b>2019 Over 2018</b> |                |                |
|-----------------------|----------------|----------------|
|                       | <b>Jackson</b> | <b>Total %</b> |
| Chapter 7             | (21)           | -2.47%         |
| Chapter 11            | 4              | 200.00%        |
| Chapter 12            | (2)            | -100.00%       |
| Chapter 13            | 28             | 1.48%          |
| <b>Totals:</b>        | <b>9</b>       | <b>0.33%</b>   |

| <b>% of Filings by Chap. By Div. Chapter % of</b> |                |                |                      |
|---|----------------|----------------|----------------------|
|   | <b>Memphis</b> | <b>Jackson</b> | <b>Total Filings</b> |
| Chapter 7   | 73%            | 27%            | 24%                  |
| Chapter 11  | 74%            | 26%            | 0%                   |
| Chapter 12  | 0%             | 0%             | 0%                   |
| Chapter 13  | 80%            | 20%            | 76%                  |
| <b>Totals:</b>                                    | <b>79%</b>     | <b>21%</b>     | <b>100%</b>          |

| <b>% of Filings by Chap. By Div. Chapter % of</b> |                |                |                      |
|---|----------------|----------------|----------------------|
|   | <b>Memphis</b> | <b>Jackson</b> | <b>Total Filings</b> |
| Chapter 7   | 75%            | 25%            | 25%                  |
| Chapter 11  | 87%            | 12%            | 0%                   |
| Chapter 12  | 0%             | 100%           | 0%                   |
| Chapter 13  | 81%            | 19%            | 75%                  |
| <b>Totals:</b>                                    | <b>80%</b>     | <b>20%</b>     | <b>100%</b>          |

| <b>% of Filings by Chap. By Div. Chapter % of</b> |                |                |                      |
|---|----------------|----------------|----------------------|
|   | <b>Memphis</b> | <b>Jackson</b> | <b>Total Filings</b> |
| Chapter 7   | 74%            | 26%            | 26%                  |
| Chapter 11  | 81%            | 19%            | 0%                   |
| Chapter 12  | 33%            | 67%            | 0%                   |
| Chapter 13  | 82%            | 18%            | 74%                  |
| <b>Totals:</b>                                    | <b>80%</b>     | <b>20%</b>     | <b>100%</b>          |

| <b>% of Filings by Chap. By Div. Chapter % of</b> |                |                |                      |
|---|----------------|----------------|----------------------|
|   | <b>Memphis</b> | <b>Jackson</b> | <b>Total Filings</b> |
| Chapter 7   | 76%            | 24%            | 25%                  |
| Chapter 11  | 64%            | 36%            | 0%                   |
| Chapter 12  | 0%             | 0%             | 0%                   |
| Chapter 13  | 83%            | 17%            | 75%                  |
| <b>Totals:</b>                                    | <b>81%</b>     | <b>19%</b>     | <b>100%</b>          |

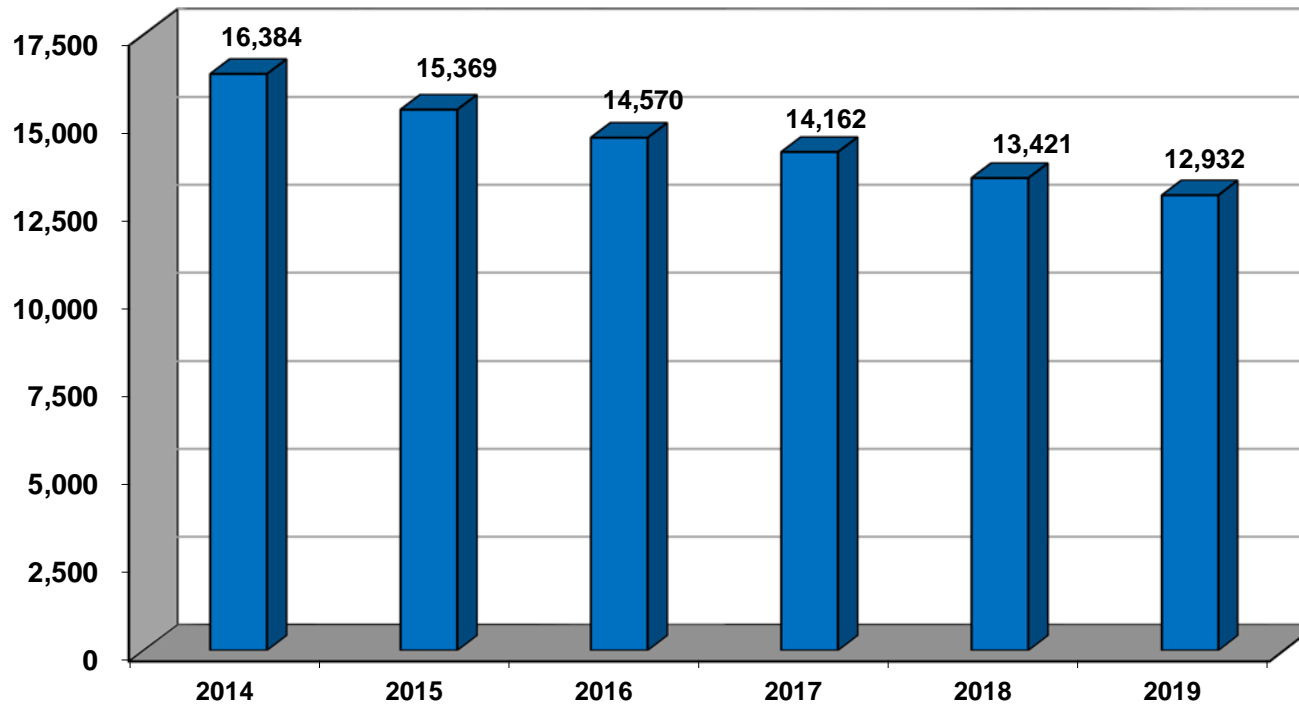
**Overall Change  
2019 Over 2018  
(Both Divisions)**

**-3.64%**

| <b>2019 Over 2018</b> |                |                |
|-----------------------|----------------|----------------|
|                       | <b>Memphis</b> | <b>Total %</b> |
| Chapter 7             | (265)          | -10.39%        |
| Chapter 11            | 3              | 21.43%         |
| Chapter 12            | 0              | 0.00%          |
| Chapter 13            | (236)          | -2.91%         |
| <b>Totals:</b>        | <b>(498)</b>   | <b>-4.66%</b>  |

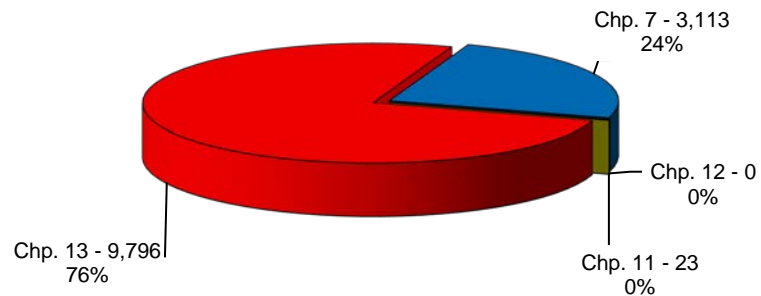
*Calculation of percentages are rounded to two places. .745 would be shown as .75 or 75%, and .744 would be displayed as .74 or 74%.*

**Total Filings For Western District By Year  
12 Month Period Ending Dec 31, 2019  
and Prior 12 Month Intervals**

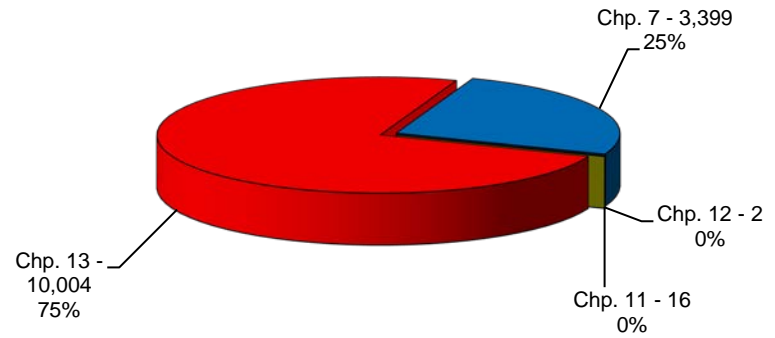


## United States Bankruptcy Court Western District of Tennessee

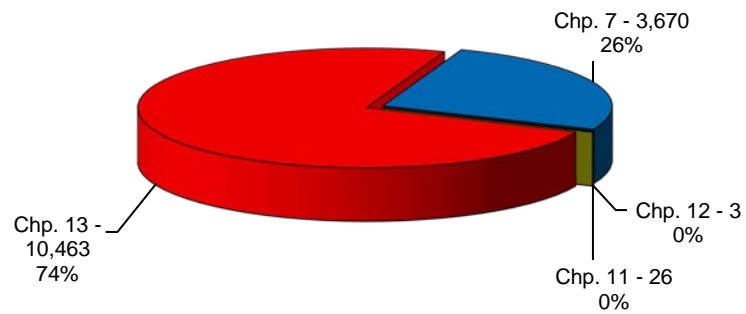
**Bankruptcy Case Filings  
Jan 1, 2019 thru Dec 31, 2019**



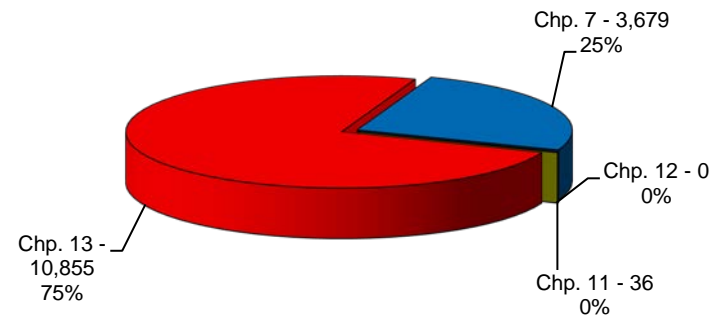
**Bankruptcy Case Filings  
Jan 1, 2018 thru Dec 31, 2018**



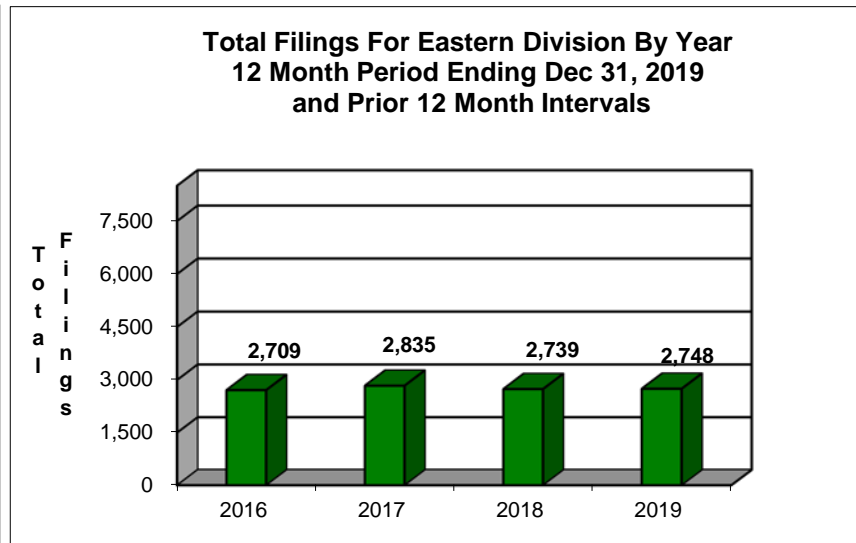
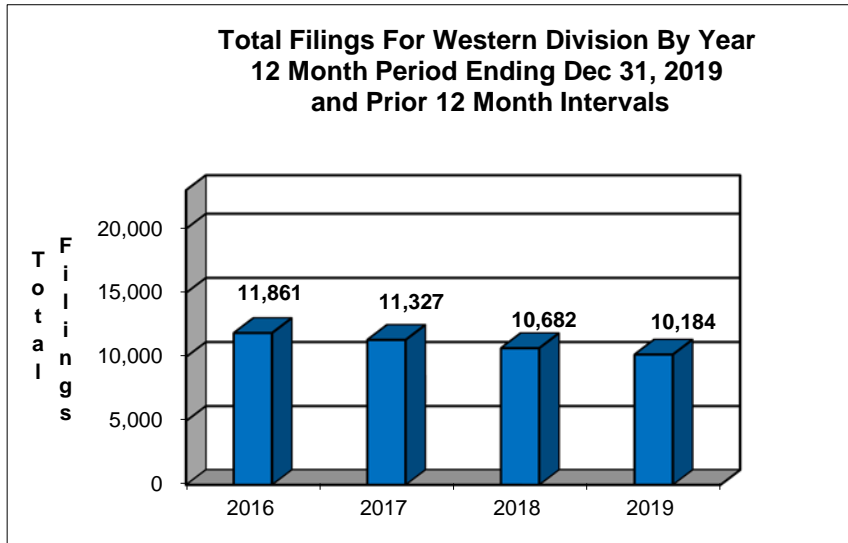
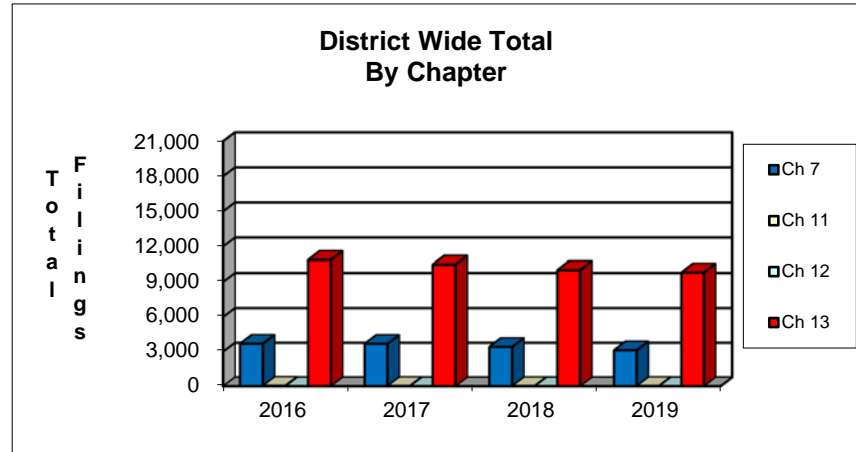
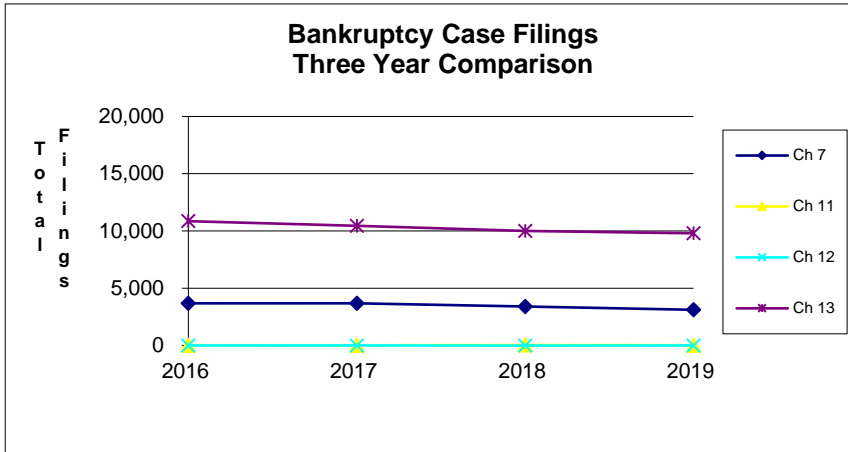
**Bankruptcy Case Filings  
Jan 1, 2017 thru Dec 31, 2017**



**Bankruptcy Case Filings  
Jan 1, 2016 thru Dec 31, 2016**

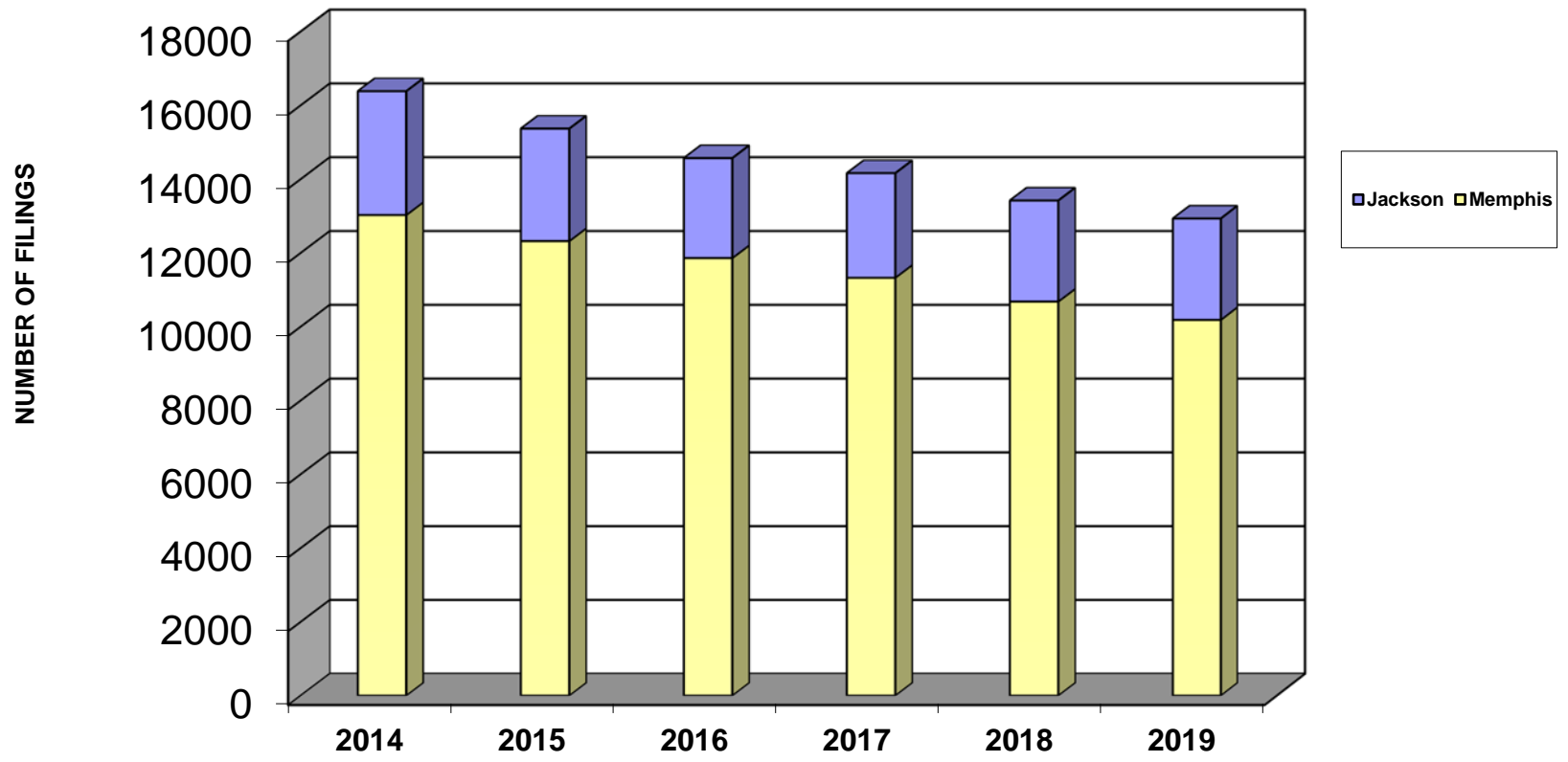


## United States Bankruptcy Court Western District of Tennessee



**NOTE: Data For Each Year was Calculated Beginning Dec 31, 2019 And Extending Backwards Twelve Months**

**Bankruptcy Monthly Case Filings  
Western District of Tennessee**



**UNITED STATES BANKRUPTCY COURT**  
**Western District of Tennessee**  
**PETITIONS CLOSED FOR TWELVE MONTH PERIODS**  
**BY DIVISIONS**

| <b>Jan 1, 2019 - Dec 31, 2019</b> |                |                |               |
|-----------------------------------|----------------|----------------|---------------|
|                                   | <b>Memphis</b> | <b>Jackson</b> | <b>Totals</b> |
| Chapter 7                         | 2,618          | 895            | 3,513         |
| Chapter 11                        | 19             | 3              | 22            |
| Chapter 12                        | 1              | 1              | 2             |
| Chapter 13                        | 8,290          | 1,821          | 10,111        |
| <b>Totals:</b>                    | <b>10,928</b>  | <b>2,720</b>   | <b>13,648</b> |

| <b>Jan 1, 2018 - Dec 31, 2018</b> |                |                |               |
|-----------------------------------|----------------|----------------|---------------|
|                                   | <b>Memphis</b> | <b>Jackson</b> | <b>Totals</b> |
| Chapter 7                         | 2,944          | 1,002          | 3,946         |
| Chapter 11                        | 27             | 9              | 36            |
| Chapter 12                        | 0              | 1              | 1             |
| Chapter 13                        | 8,993          | 1,995          | 10,988        |
| <b>Totals:</b>                    | <b>11,964</b>  | <b>3,007</b>   | <b>14,971</b> |

| <b>Jan 1, 2017 - Dec 31, 2017</b> |                |                |               |
|-----------------------------------|----------------|----------------|---------------|
|                                   | <b>Memphis</b> | <b>Jackson</b> | <b>Totals</b> |
| Chapter 7                         | 2,742          | 993            | 3,735         |
| Chapter 11                        | 23             | 5              | 28            |
| Chapter 12                        | 0              | 0              | 0             |
| Chapter 13                        | 9,551          | 2,033          | 11,584        |
| <b>Totals:</b>                    | <b>12,316</b>  | <b>3,031</b>   | <b>15,347</b> |

| <b>Jan 1, 2016 - Dec 31, 2016</b> |                |                |               |
|-----------------------------------|----------------|----------------|---------------|
|                                   | <b>Memphis</b> | <b>Jackson</b> | <b>Totals</b> |
| Chapter 7                         | 3,023          | 977            | 4,000         |
| Chapter 11                        | 18             | 9              | 27            |
| Chapter 12                        | 0              | 0              | 0             |
| Chapter 13                        | 9,997          | 2,244          | 12,241        |
| <b>Totals:</b>                    | <b>13,038</b>  | <b>3,230</b>   | <b>16,268</b> |

| <b>2019 Over 2018</b> |                |                |                |
|-----------------------|----------------|----------------|----------------|
|                       | <b>Memphis</b> | <b>Jackson</b> | <b>Total %</b> |
| Chapter 7             | (326)          | (107)          | -10.97%        |
| Chapter 11            | (8)            | (6)            | -38.89%        |
| Chapter 12            | 1              | 0              | 100.00%        |
| Chapter 13            | (703)          | (174)          | -7.98%         |
| <b>Totals:</b>        | <b>(1,036)</b> | <b>(287)</b>   | <b>-8.84%</b>  |

| <b>2019 Over 2018</b> |                |                |
|-----------------------|----------------|----------------|
|                       | <b>Jackson</b> | <b>Total %</b> |
| Chapter 7             | (107)          | -10.68%        |
| Chapter 11            | (6)            | -66.67%        |
| Chapter 12            | 0              | 0.00%          |
| Chapter 13            | (174)          | -8.72%         |
| <b>Totals:</b>        | <b>(287)</b>   | <b>-9.54%</b>  |

| <b>% of Closings by Chap. By Div. Chapter % of</b> |                |                |                       |
|--|----------------|----------------|-----------------------|
|  | <b>Memphis</b> | <b>Jackson</b> | <b>Total Closings</b> |
| Chapter 7  | 75%            | 25%            | 26%                   |
| Chapter 11   | 86%            | 14%            | 0%                    |
| Chapter 12   | 50%            | 50%            | 0%                    |
| Chapter 13   | 82%            | 18%            | 74%                   |
| <b>Totals:</b>                                     | <b>80%</b>     | <b>20%</b>     | <b>100%</b>           |

| <b>% of Closings by Chap. By Div. Chapter % of</b> |                |                |                       |
|--|----------------|----------------|-----------------------|
|  | <b>Memphis</b> | <b>Jackson</b> | <b>Total Closings</b> |
| Chapter 7  | 75%            | 25%            | 26%                   |
| Chapter 11   | 75%            | 25%            | 0%                    |
| Chapter 12   | 0%             | 100%           | 0%                    |
| Chapter 13   | 82%            | 18%            | 73%                   |
| <b>Totals:</b>                                     | <b>80%</b>     | <b>20%</b>     | <b>100%</b>           |

| <b>% of Closings by Chap. By Div. Chapter % of</b> |                |                |                       |
|--|----------------|----------------|-----------------------|
|  | <b>Memphis</b> | <b>Jackson</b> | <b>Total Closings</b> |
| Chapter 7  | 73%            | 27%            | 24%                   |
| Chapter 11   | 82%            | 18%            | 0%                    |
| Chapter 12   | 0%             | 0%             | 0%                    |
| Chapter 13   | 82%            | 18%            | 75%                   |
| <b>Totals:</b>                                     | <b>80%</b>     | <b>20%</b>     | <b>100%</b>           |

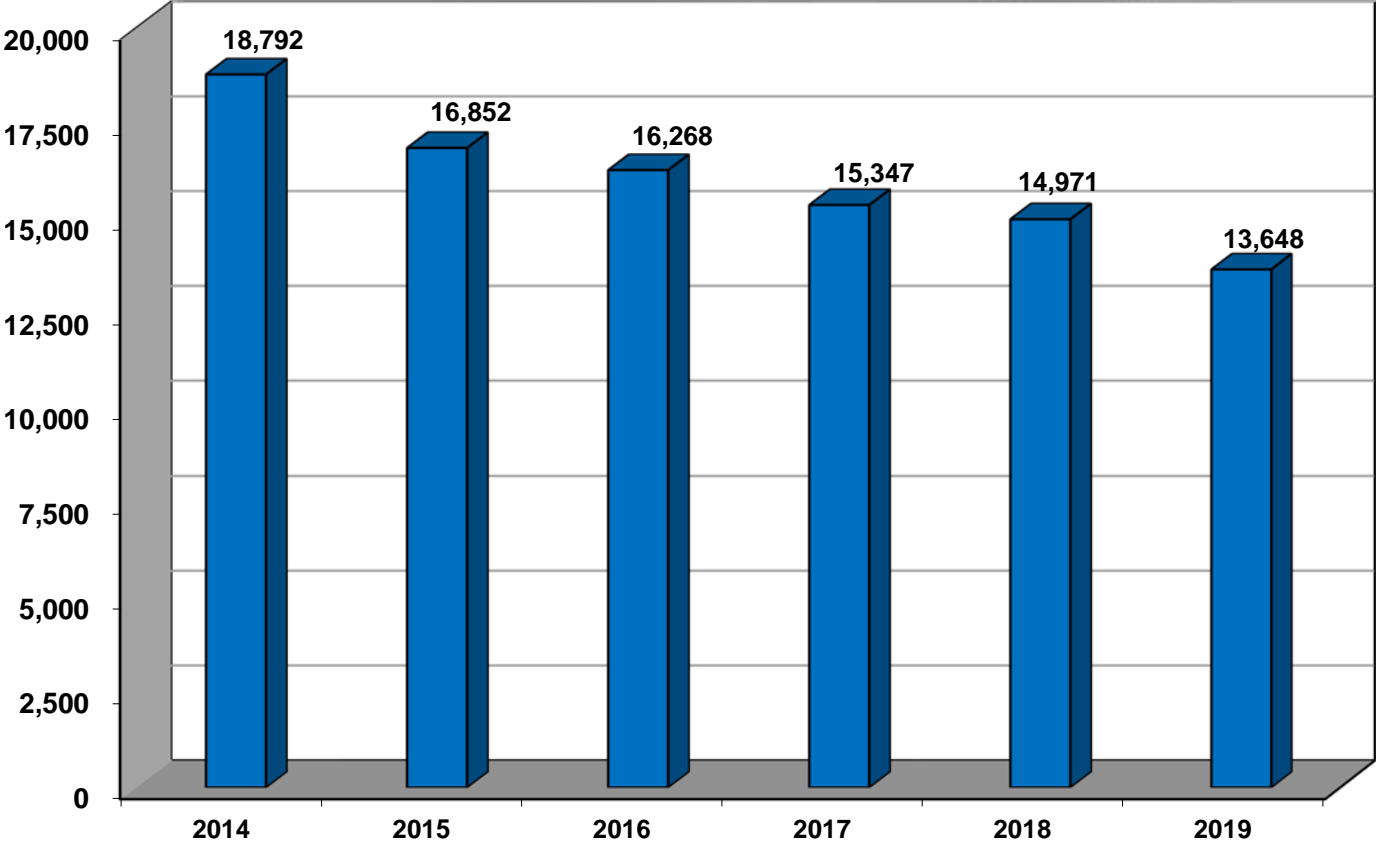
| <b>% of Closings by Chap. By Div. Chapter % of</b> |                |                |                       |
|--|----------------|----------------|-----------------------|
|  | <b>Memphis</b> | <b>Jackson</b> | <b>Total Closings</b> |
| Chapter 7  | 76%            | 24%            | 25%                   |
| Chapter 11   | 67%            | 33%            | 0%                    |
| Chapter 12   | 0%             | 0%             | 0%                    |
| Chapter 13   | 82%            | 18%            | 75%                   |
| <b>Totals:</b>                                     | <b>80%</b>     | <b>20%</b>     | <b>100%</b>           |

|   |
|---|
| <b>Overall Change<br/>2019 Over 2018<br/>(Both Divisions)</b> |
| <b>-8.84%</b>   |

| <b>2019 Over 2018</b> |                |                |
|-----------------------|----------------|----------------|
|                       | <b>Memphis</b> | <b>Total %</b> |
| Chapter 7             | (326)          | -11.07%        |
| Chapter 11            | (8)            | -29.63%        |
| Chapter 12            | 1              | 100%           |
| Chapter 13            | (703)          | -7.82%         |
| <b>Totals:</b>        | <b>(1,036)</b> | <b>-8.66%</b>  |

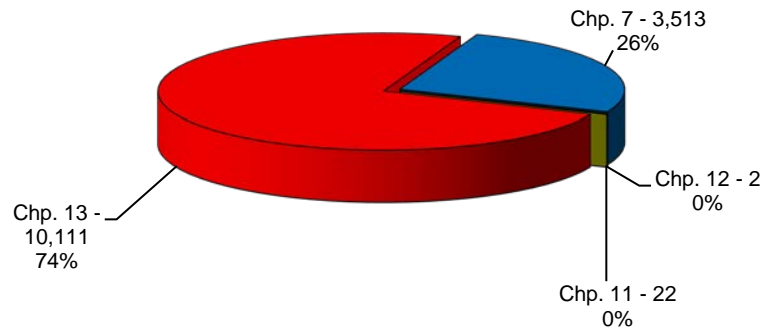
*Calculation of percentages are rounded to two places. .745 would be shown as .75 or 75%, and .744 would be displayed as .74 or 74%.*

**Total Closings For Western District By Year  
12 Month Period Ending Dec 31, 2019  
and Prior 12 Month Intervals**

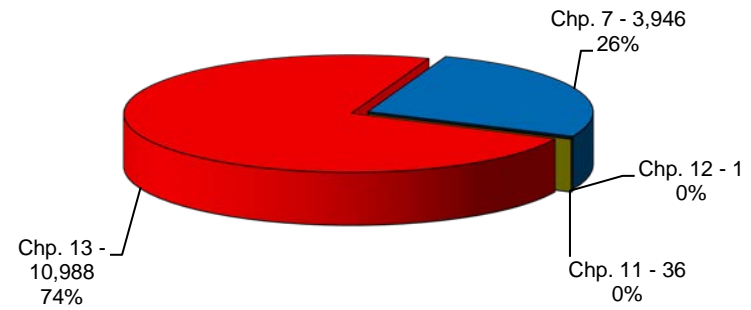


## United States Bankruptcy Court Western District of Tennessee

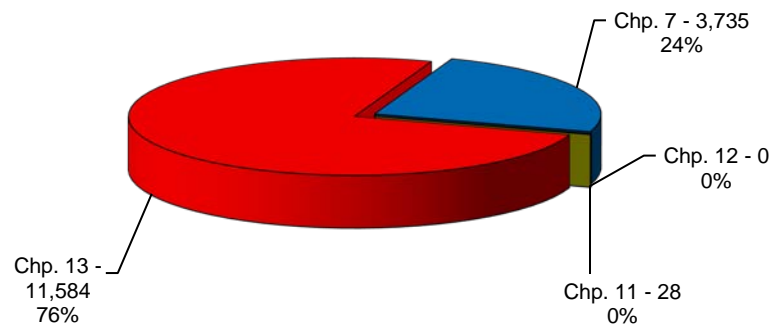
**Bankruptcy Case Closings  
Jan 1, 2019 thru Dec 31, 2019**



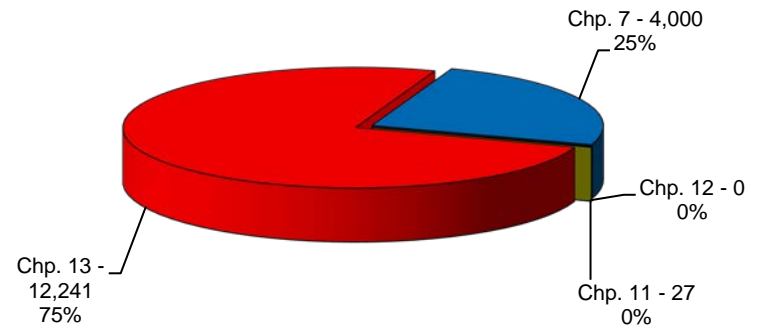
**Bankruptcy Case Closings  
Jan 1, 2018 thru Dec 31, 2018**



**Bankruptcy Case Closings  
Jan 1, 2017 thru Dec 31, 2017**

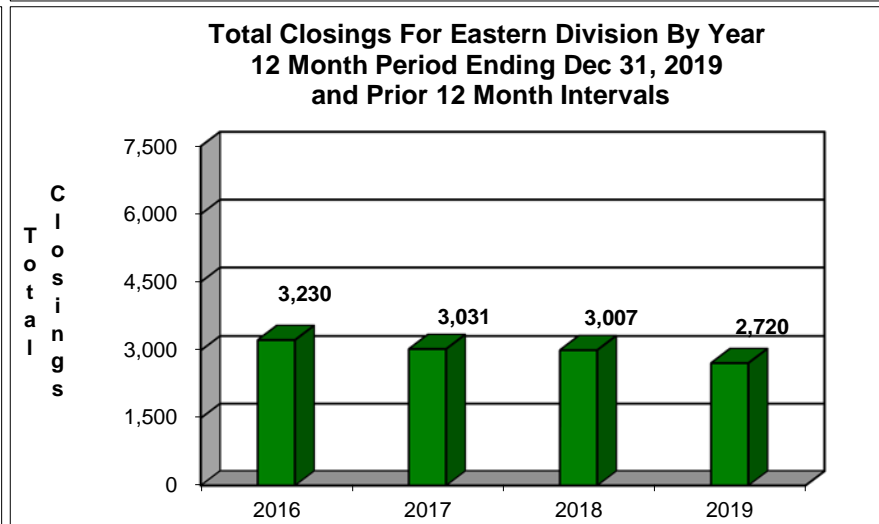
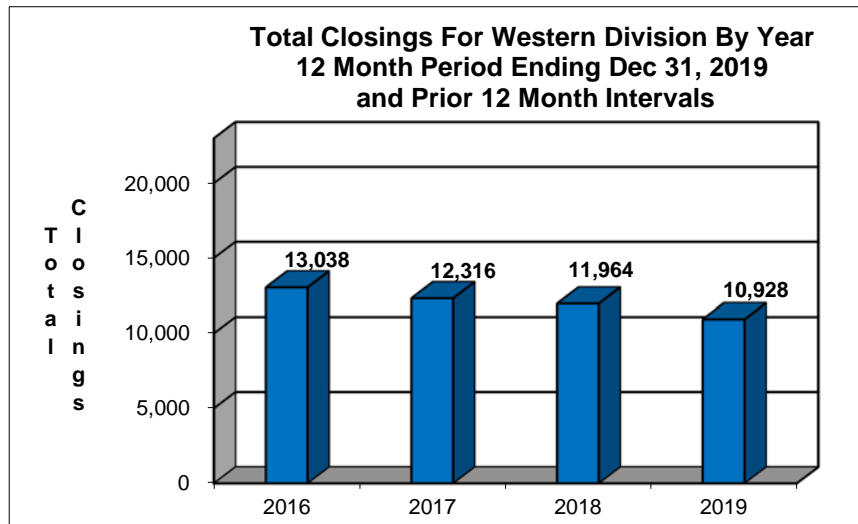
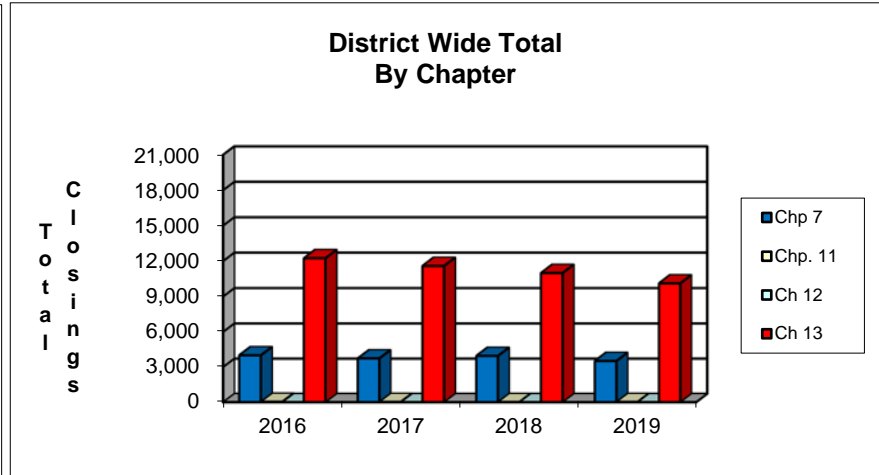
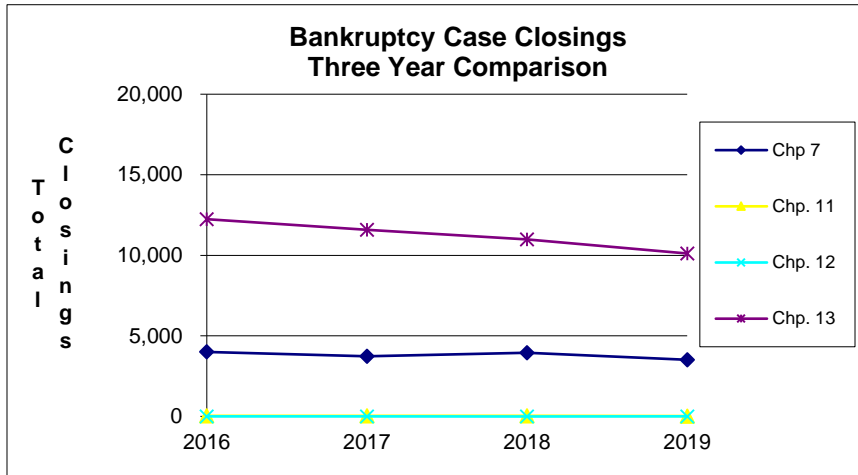


**Bankruptcy Case Closings  
Jan 1, 2016 thru Dec 31, 2016**



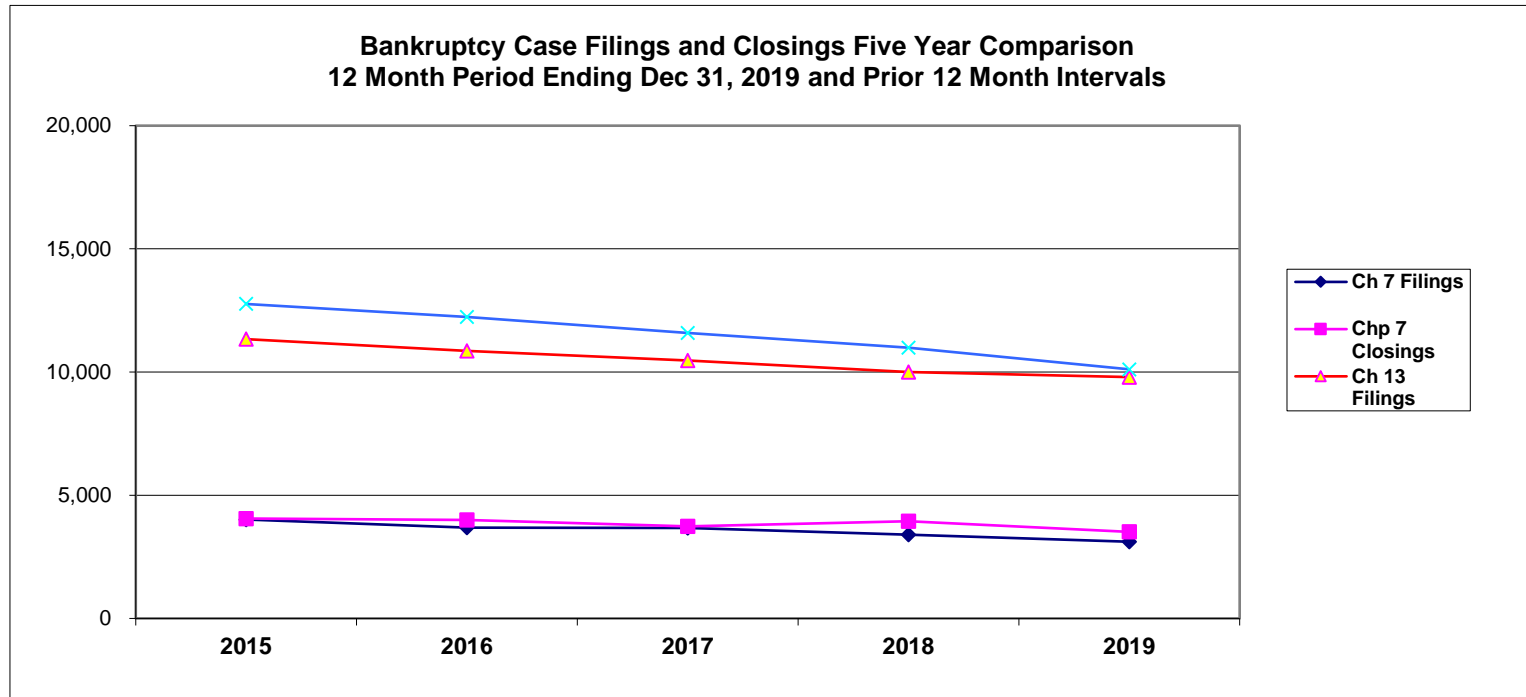


## United States Bankruptcy Court Western District of Tennessee



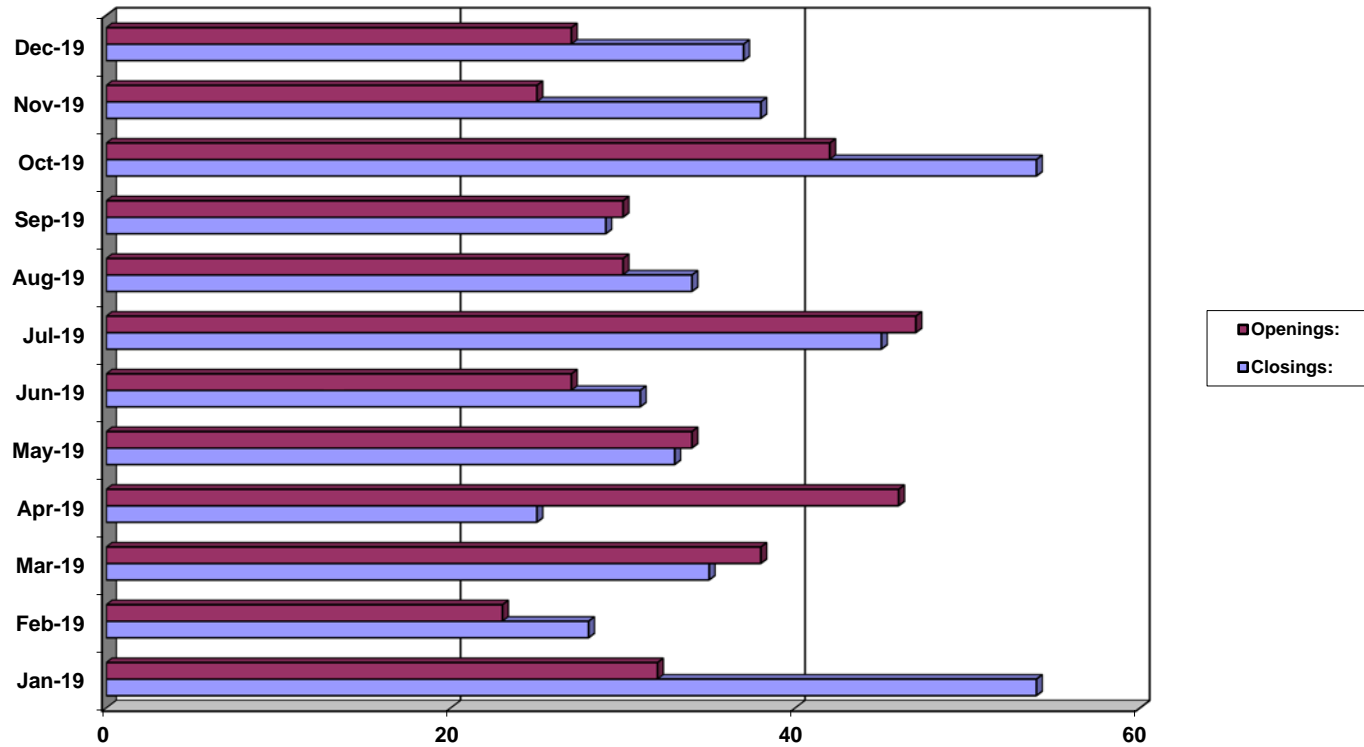
**Bankruptcy Case Filings and Closings Five Year Comparison 12 Month Period Ending Dec 31, 2019 and Prior 12 Month Intervals**

**United States Bankruptcy Court  
Western District of Tennessee**



**United States Bankruptcy Court  
Western District of Tennessee**

**Adversary Openings and Closings  
Jan 1, 2019 - Dec 31, 2019**



|                    | Jan-19 | Feb-19 | Mar-19 | Apr-19 | May-19 | Jun-19 | Jul-19 | Aug-19 | Sep-19 | Oct-19 | Nov-19 | Dec-19 |
|--------------------|--------|--------|--------|--------|--------|--------|--------|--------|--------|--------|--------|--------|
| <b>■ Openings:</b> | 32     | 23     | 38     | 46     | 34     | 27     | 47     | 30     | 30     | 42     | 25     | 27     |
| <b>■ Closings:</b> | 54     | 28     | 35     | 25     | 33     | 31     | 45     | 34     | 29     | 54     | 38     | 37     |