

UNITED STATES BANKRUPTCY COURT
Western District of Tennessee
PETITIONS FILED FOR TWELVE MONTH PERIODS
BY DIVISIONS

Jan 1, 2020 - Dec 31, 2020			
	Memphis	Jackson	Totals
Chapter 7	1,733	622	2,355
Chapter 11	6	7	13
Chapter 12	0	0	0
Chapter 13	4,161	976	5,137
Totals:	5,900	1,605	7,505

Jan 1, 2019 - Dec 31, 2019			
	Memphis	Jackson	Totals
Chapter 7	2,405	864	3,269
Chapter 11	18	6	24
Chapter 12	0	0	0
Chapter 13	7,762	1,878	9,640
Totals:	10,185	2,748	12,933

Jan 1, 2018 - Dec 31, 2018			
	Memphis	Jackson	Totals
Chapter 7	2,607	865	3,472
Chapter 11	14	2	16
Chapter 12	0	2	2
Chapter 13	8,061	1,870	9,931
Totals:	10,682	2,739	13,421

Jan 1, 2017 - Dec 31, 2017			
	Memphis	Jackson	Totals
Chapter 7	2,765	964	3,729
Chapter 11	21	5	26
Chapter 12	1	2	3
Chapter 13	8,540	1,864	10,404
Totals:	11,327	2,835	14,162

2020 Over 2019			
	Memphis	Jackson	Total %
Chapter 7	(672)	(242)	-27.96%
Chapter 11	(12)	1	-45.83%
Chapter 12	0	0	0.00%
Chapter 13	(3,601)	(902)	-46.71%
Totals:	(4,285)	(1,143)	-41.97%

2020 Over 2019		
	Jackson	Total %
Chapter 7	(242)	-28.01%
Chapter 11	1	16.67%
Chapter 12	0	0.00%
Chapter 13	(902)	-48.03%
Totals:	(1,143)	-41.59%

% of Filings by Chap. By Div. Chapter % of			
	Memphis	Jackson	Total Filings
Chapter 7	74%	26%	31%
Chapter 11	46%	54%	0%
Chapter 12	0%	0%	0%
Chapter 13	81%	19%	68%
Totals:	79%	21%	100%

% of Filings by Chap. By Div. Chapter % of			
	Memphis	Jackson	Total Filings
Chapter 7	74%	26%	25%
Chapter 11	75%	25%	0%
Chapter 12	0%	0%	0%
Chapter 13	81%	19%	75%
Totals:	79%	21%	100%

% of Filings by Chap. By Div. Chapter % of			
	Memphis	Jackson	Total Filings
Chapter 7	75%	25%	26%
Chapter 11	87%	12%	0%
Chapter 12	0%	100%	0%
Chapter 13	81%	19%	74%
Totals:	80%	20%	100%

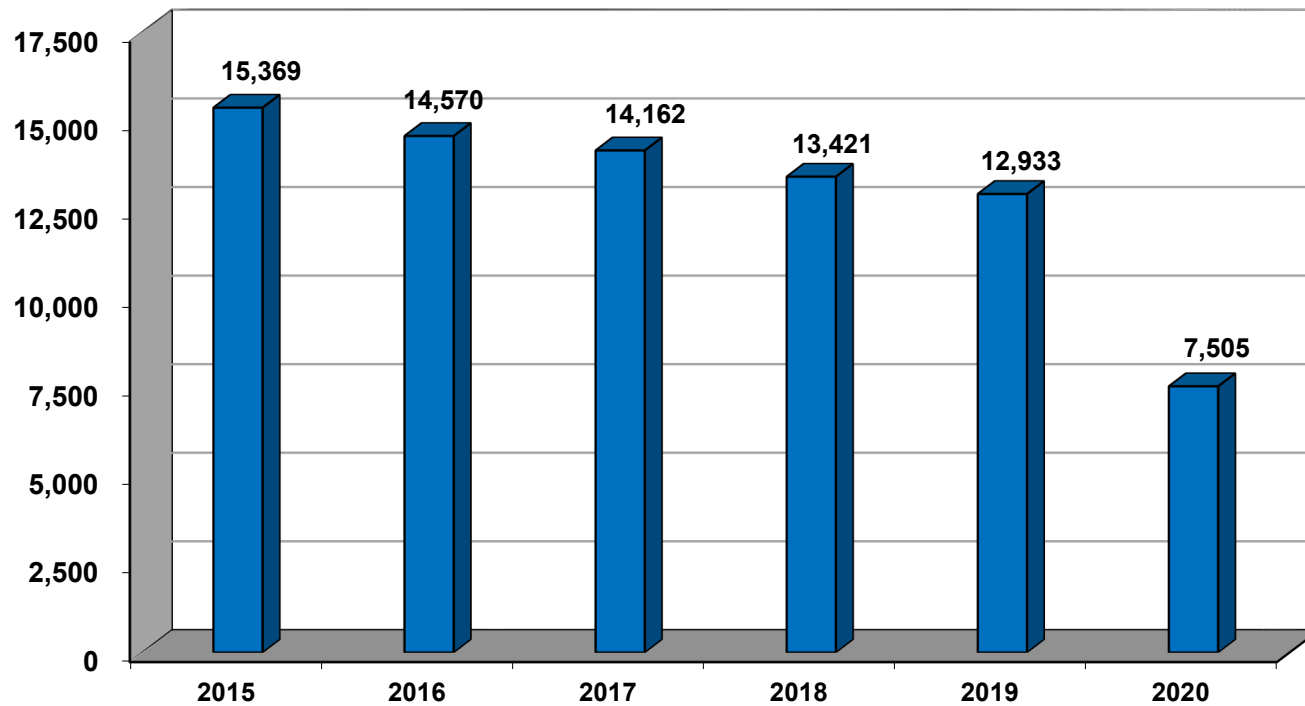
% of Filings by Chap. By Div. Chapter % of			
	Memphis	Jackson	Total Filings
Chapter 7	74%	26%	26%
Chapter 11	81%	19%	0%
Chapter 12	33%	67%	0%
Chapter 13	82%	18%	73%
Totals:	80%	20%	100%

<p>Overall Change 2020 Over 2019 (Both Divisions)</p> <p>-41.97%</p>
--

2020 Over 2019		
	Memphis	Total %
Chapter 7	(672)	-27.94%
Chapter 11	(12)	-66.67%
Chapter 12	0	0.00%
Chapter 13	(3,601)	-46.39%
Totals:	(4,285)	-42.07%

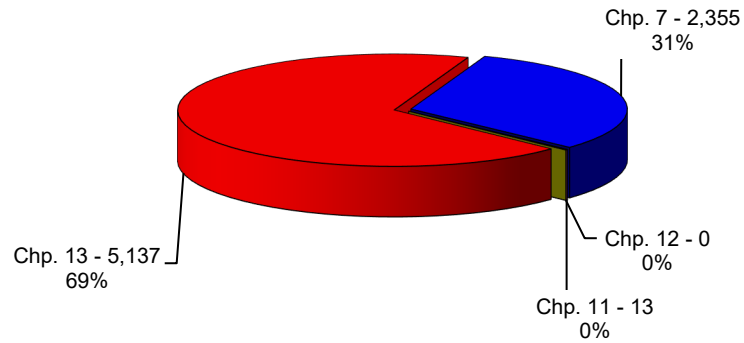
Calculation of percentages are rounded to two places. .745 would be shown as .75 or 75%, and .744 would be displayed as .74 or 74%.

**Total Filings For Western District By Year
12 Month Period Ending Dec 31, 2020
and Prior 12 Month Intervals**

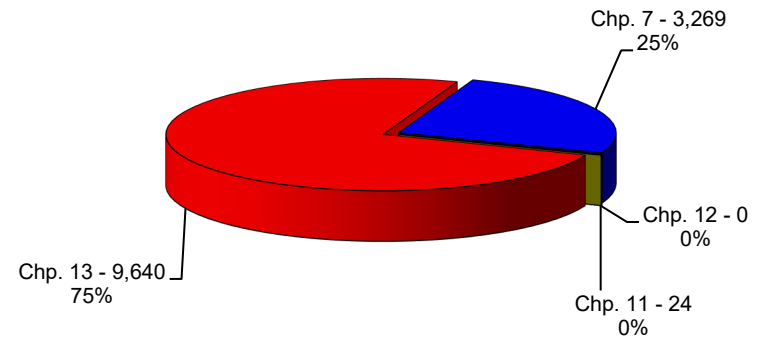


United States Bankruptcy Court Western District of Tennessee

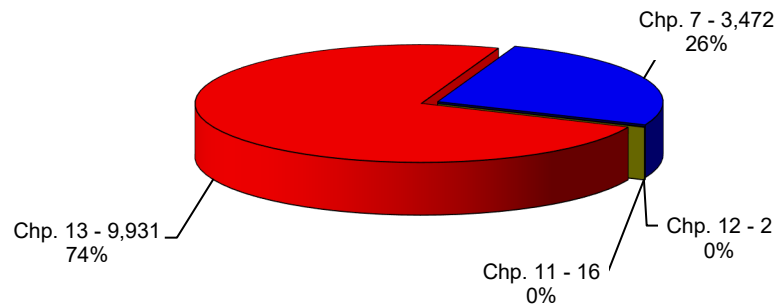
**Bankruptcy Case Filings
Jan 1, 2020 thru Dec 31, 2020**



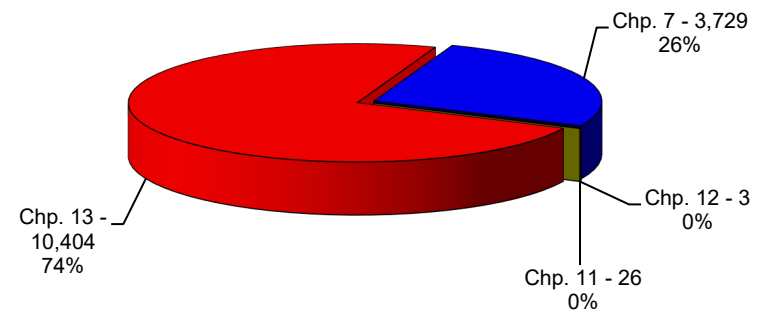
**Bankruptcy Case Filings
Jan 1, 2019 thru Dec 31, 2019**



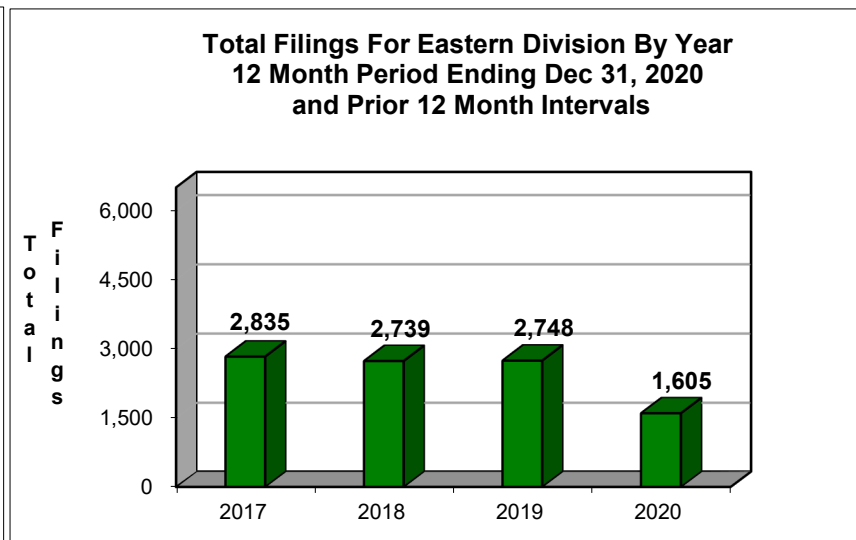
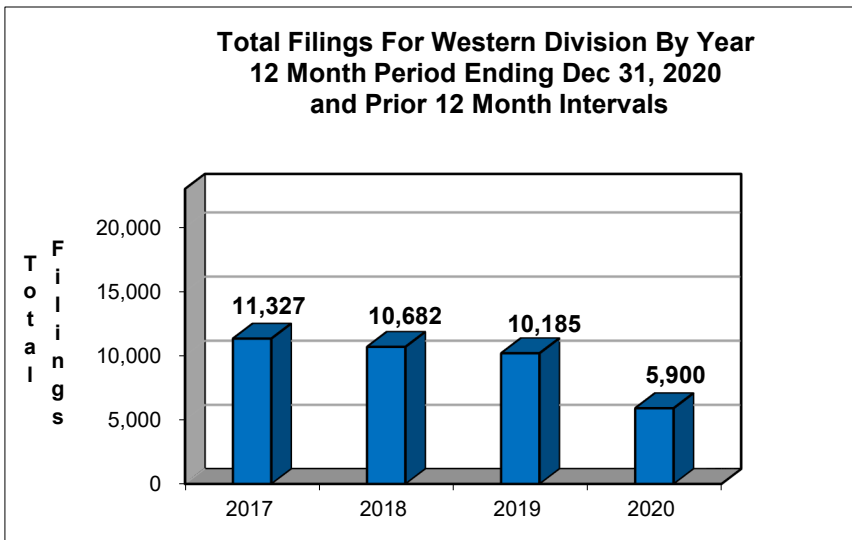
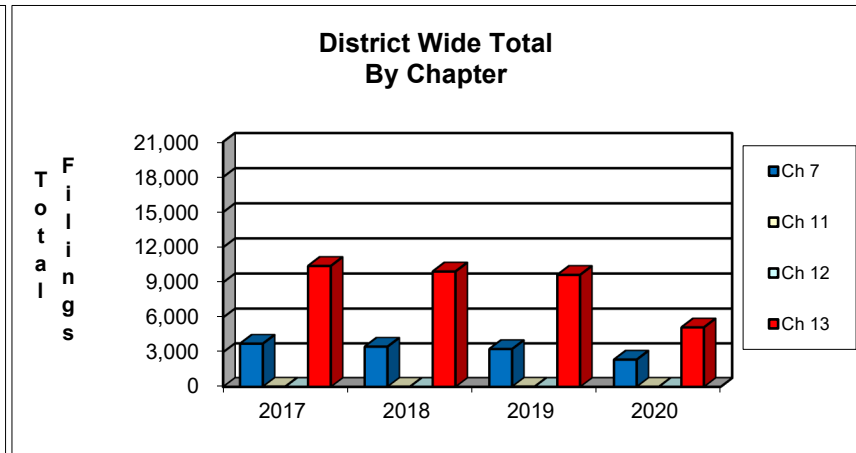
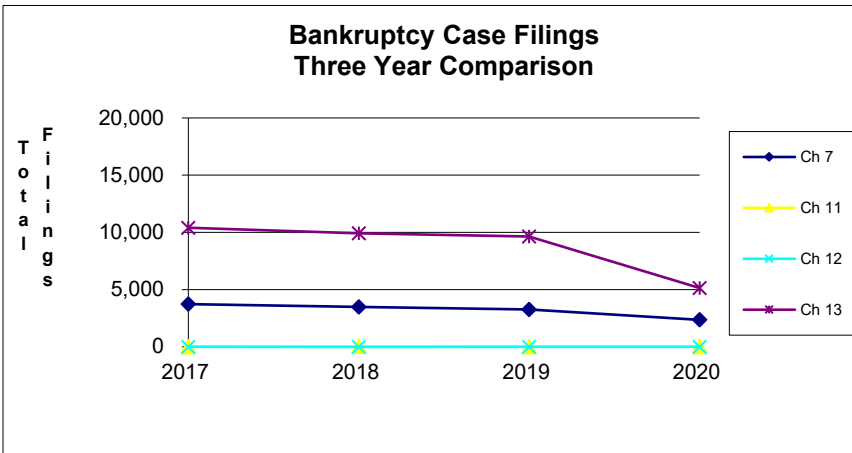
**Bankruptcy Case Filings
Jan 1, 2018 thru Dec 31, 2018**



**Bankruptcy Case Filings
Jan 1, 2017 thru Dec 31, 2017**

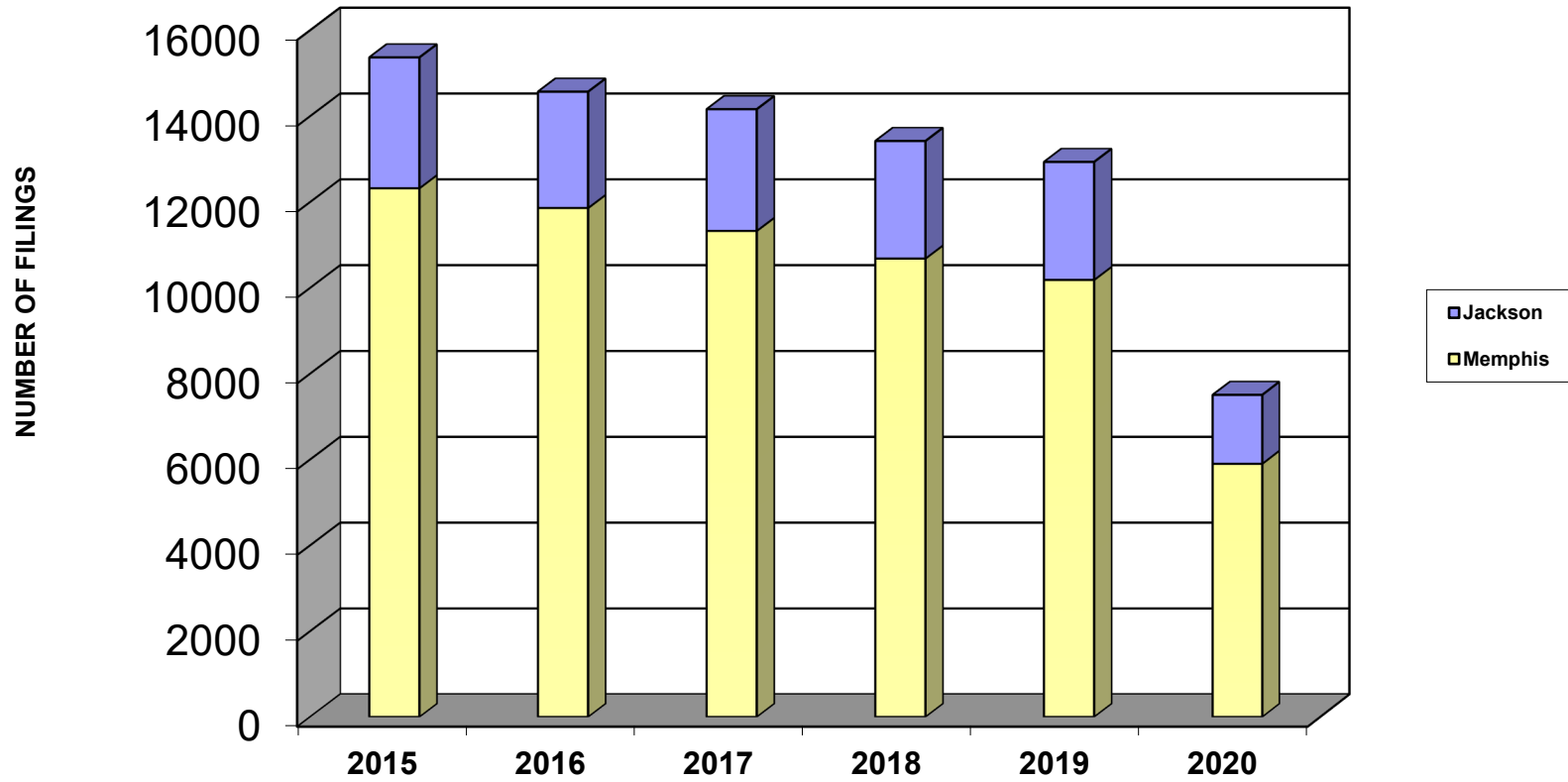


United States Bankruptcy Court Western District of Tennessee



NOTE: Data For Each Year was Calculated Beginning Dec 31, 2020 And Extending Backwards Twelve Months

**Bankruptcy Yearly Case Filings
Western District of Tennessee**



UNITED STATES BANKRUPTCY COURT
Western District of Tennessee
PETITIONS CLOSED FOR TWELVE MONTH PERIODS
BY DIVISIONS

Jan 1, 2020 - Dec 31, 2020			
	Memphis	Jackson	Totals
Chapter 7	2,341	789	3,130
Chapter 11	13	6	19
Chapter 12	0	1	1
Chapter 13	6,050	1,641	7,691
Totals:	8,404	2,437	10,841

Jan 1, 2019 - Dec 31, 2019			
	Memphis	Jackson	Totals
Chapter 7	2,610	893	3,503
Chapter 11	18	3	21
Chapter 12	1	1	2
Chapter 13	8,285	1,819	10,104
Totals:	10,914	2,716	13,630

Jan 1, 2018 - Dec 31, 2018			
	Memphis	Jackson	Totals
Chapter 7	2,940	1,000	3,940
Chapter 11	27	9	36
Chapter 12	0	1	1
Chapter 13	8,991	1,995	10,986
Totals:	11,958	3,005	14,963

Jan 1, 2017 - Dec 31, 2017			
	Memphis	Jackson	Totals
Chapter 7	2,738	993	3,731
Chapter 11	23	5	28
Chapter 12	0	0	0
Chapter 13	9,550	2,033	11,583
Totals:	12,311	3,031	15,342

2020 Over 2019			
	Memphis	Jackson	Total %
Chapter 7	(269)	(104)	-10.65%
Chapter 11	(5)	3	-9.52%
Chapter 12	(1)	0	-50.00%
Chapter 13	(2,235)	(178)	-23.88%
Totals:	(2,510)	(279)	-20.46%

2020 Over 2019		
	Jackson	Total %
Chapter 7	(104)	-11.65%
Chapter 11	3	100.00%
Chapter 12	0	0.00%
Chapter 13	(178)	-9.79%
Totals:	(279)	-10.27%

% of Closings by Chap. By Div. Chapter % of			
	Memphis	Jackson	Total Closings
Chapter 7	75%	25%	29%
Chapter 11	68%	32%	0%
Chapter 12	0%	100%	0%
Chapter 13	79%	21%	71%
Totals:	78%	22%	100%

% of Closings by Chap. By Div. Chapter % of			
	Memphis	Jackson	Total Closings
Chapter 7	75%	25%	26%
Chapter 11	86%	14%	0%
Chapter 12	50%	50%	0%
Chapter 13	82%	18%	74%
Totals:	80%	20%	100%

% of Closings by Chap. By Div. Chapter % of			
	Memphis	Jackson	Total Closings
Chapter 7	75%	25%	26%
Chapter 11	75%	25%	0%
Chapter 12	0%	100%	0%
Chapter 13	82%	18%	73%
Totals:	80%	20%	100%

% of Closings by Chap. By Div. Chapter % of			
	Memphis	Jackson	Total Closings
Chapter 7	73%	27%	24%
Chapter 11	82%	18%	0%
Chapter 12	0%	0%	0%
Chapter 13	82%	18%	75%
Totals:	80%	20%	100%

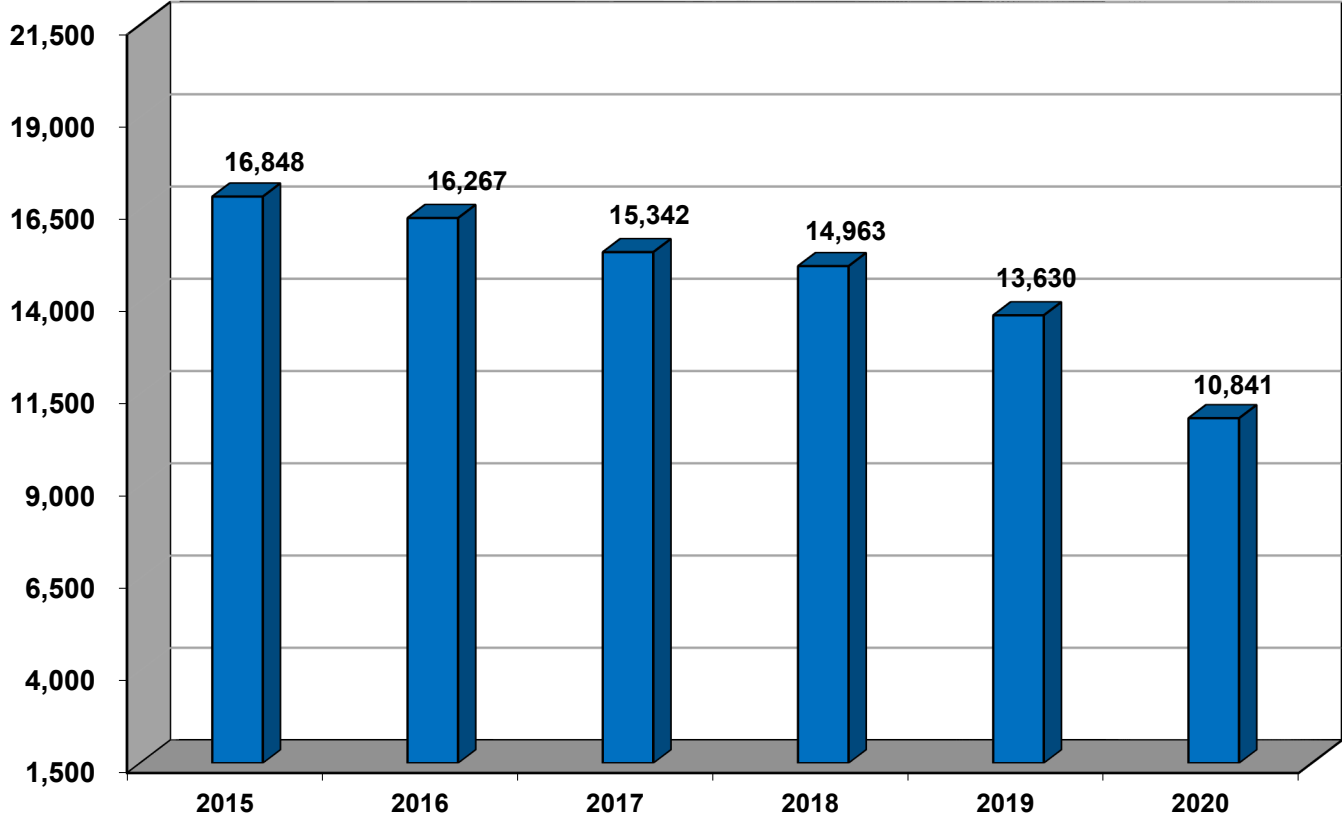
Overall Change
2020 Over 2019
(Both Divisions)

-20.46%

2020 Over 2019		
	Memphis	Total %
Chapter 7	(269)	-10.31%
Chapter 11	(5)	-27.78%
Chapter 12	(1)	-100.00%
Chapter 13	(2,235)	-26.98%
Totals:	(2,510)	-23.00%

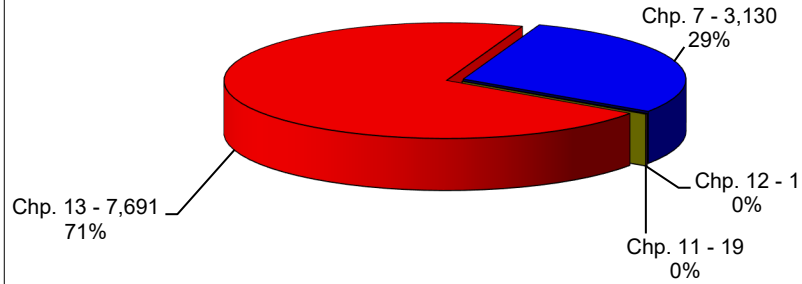
Calculation of percentages are rounded to two places. .745 would be shown as .75 or 75%, and .744 would be displayed as .74 or 74%.

**Total Closings For Western District By Year
12 Month Period Ending Dec 31, 2020
and Prior 12 Month Intervals**

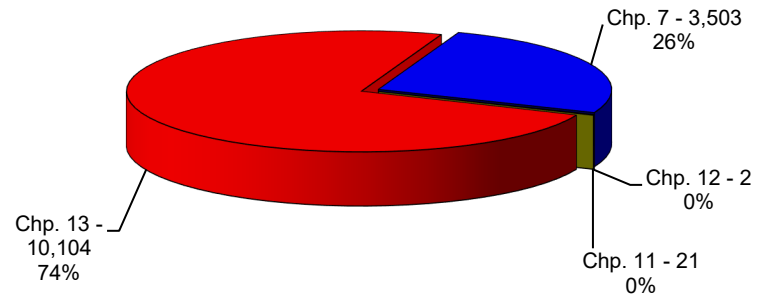


United States Bankruptcy Court Western District of Tennessee

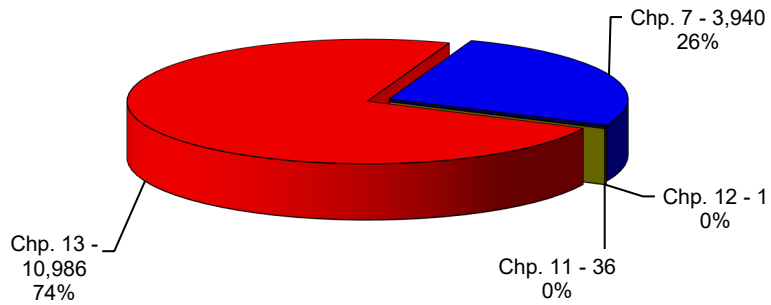
**Bankruptcy Case Closings
Jan 1, 2020 thru Dec 31, 2020**



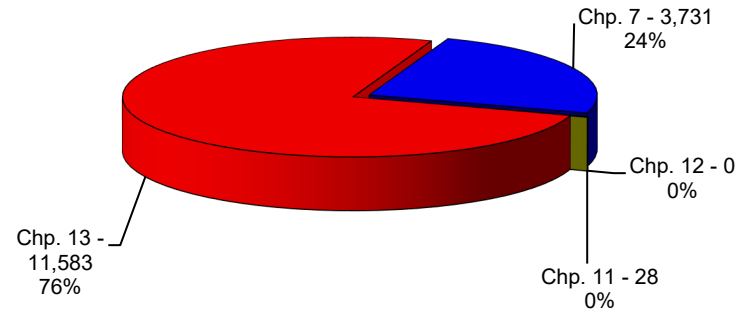
**Bankruptcy Case Closings
Jan 1, 2019 thru Dec 31, 2019**



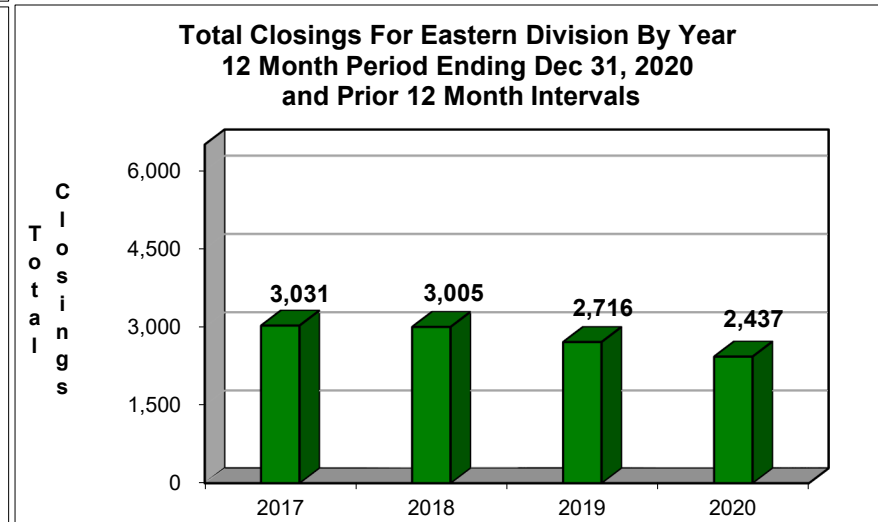
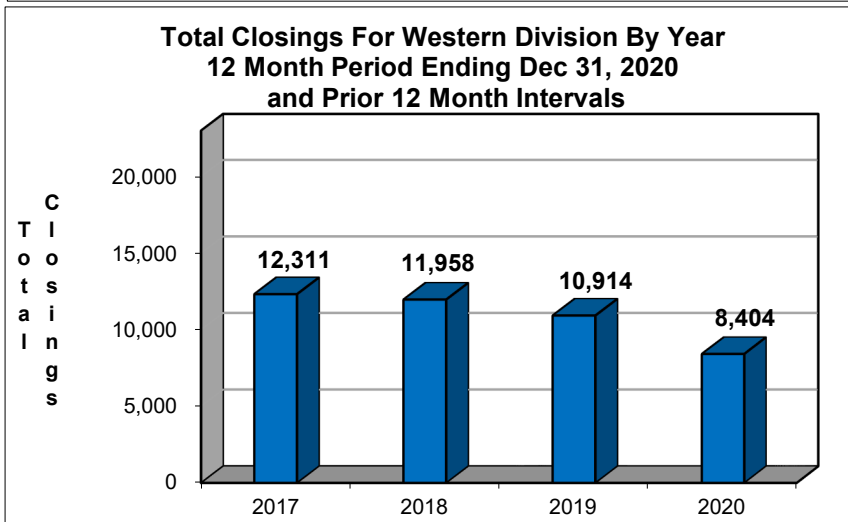
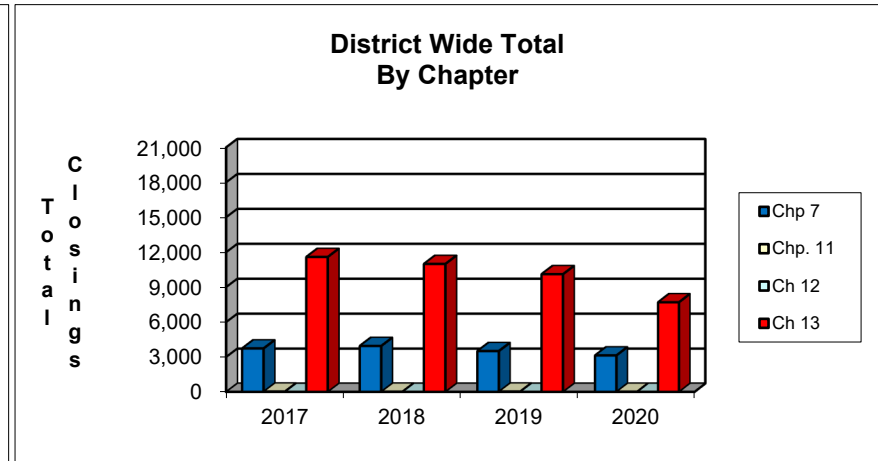
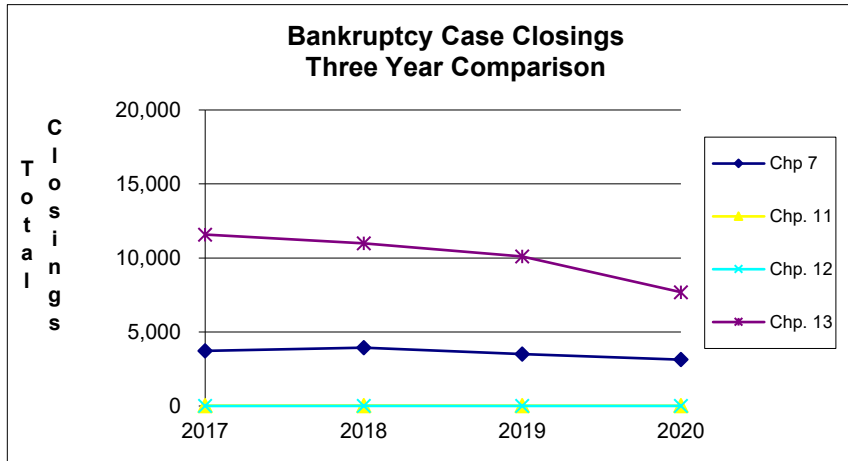
**Bankruptcy Case Closings
Jan 1, 2018 thru Dec 31, 2018**



**Bankruptcy Case Closings
Jan 1, 2017 thru Dec 31, 2017**

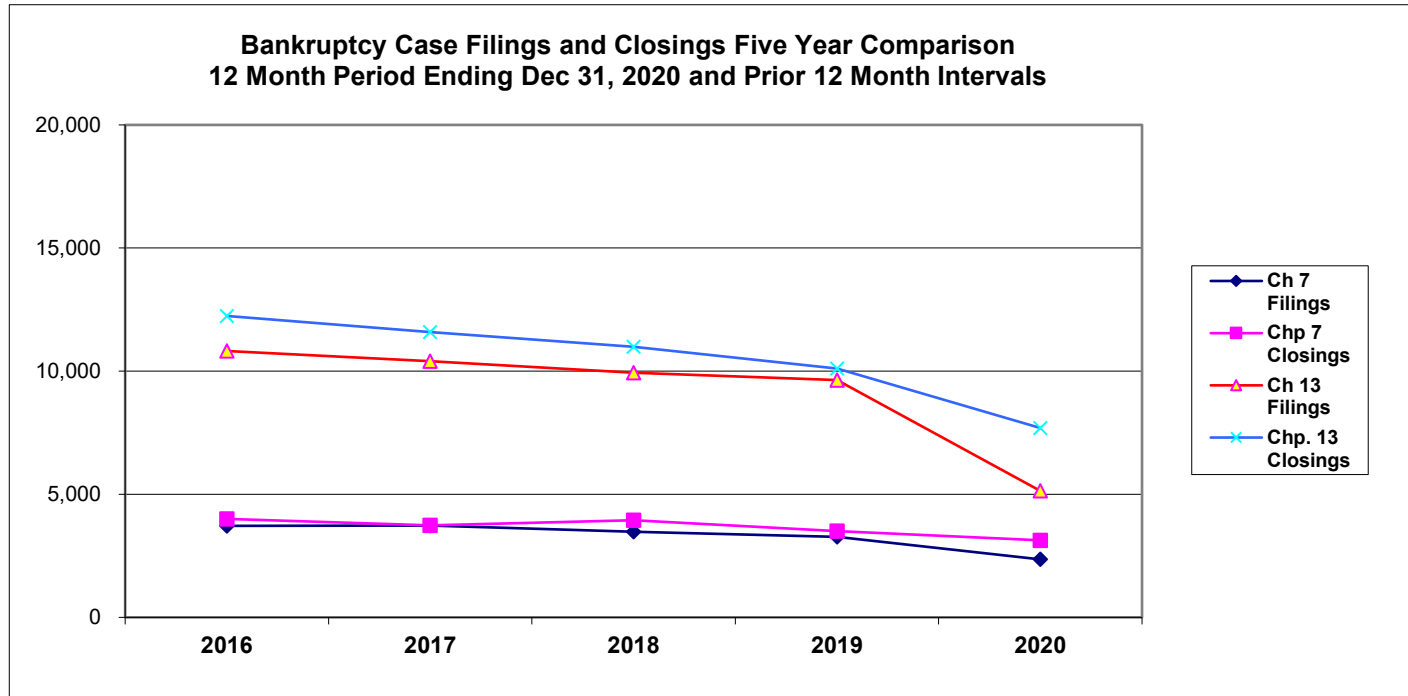


United States Bankruptcy Court Western District of Tennessee



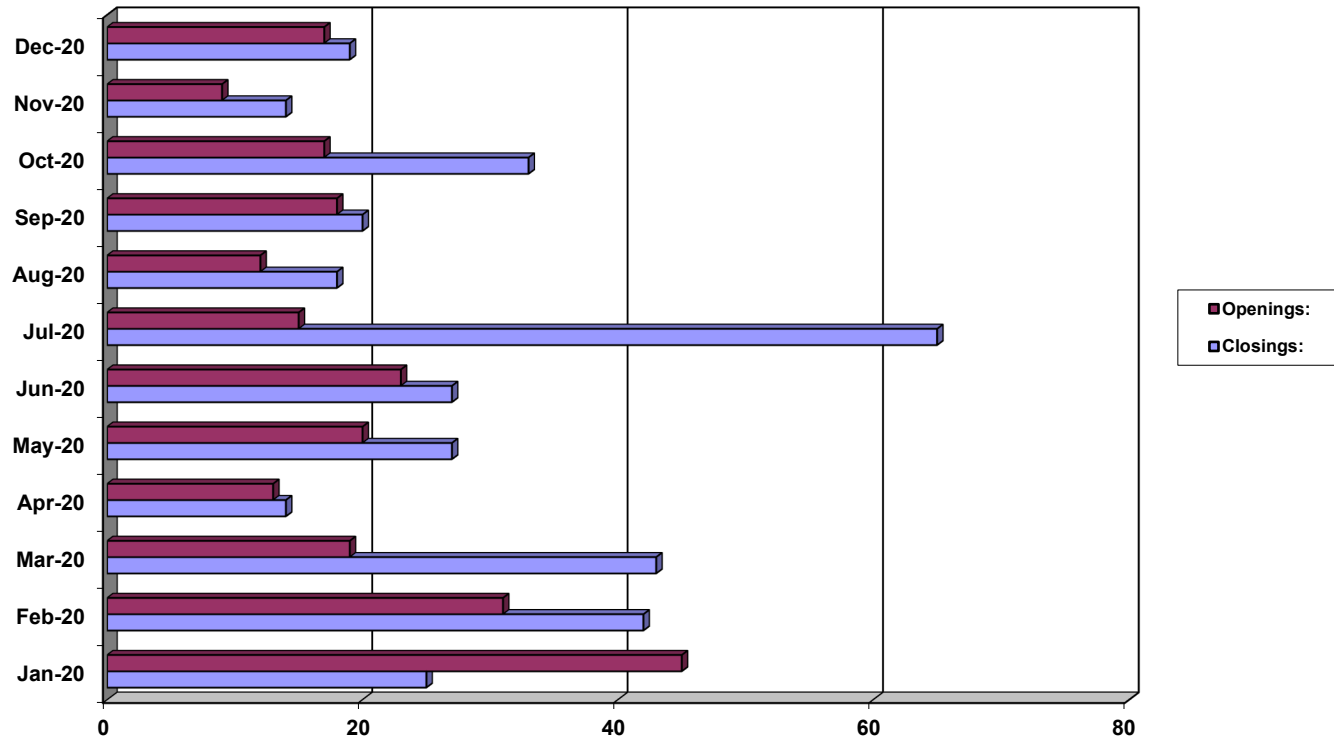
NOTE: Data For Each Year was Calculated Beginning Dec 31, 2020 And Extending Backwards Twelve Months

**United States Bankruptcy Court
Western District of Tennessee**



United States Bankruptcy Court Western District of Tennessee

**Adversary Openings and Closings
Jan 1, 2020 - Dec 31, 2020**



	Jan-20	Feb-20	Mar-20	Apr-20	May-20	Jun-20	Jul-20	Aug-20	Sep-20	Oct-20	Nov-20	Dec-20
■ Openings:	45	31	19	13	20	23	15	12	18	17	9	17
■ Closings:	25	42	43	14	27	27	65	18	20	33	14	19