

**UNITED STATES BANKRUPTCY COURT**  
**Western District of Tennessee**  
**PETITIONS FILED FOR TWELVE MONTH PERIODS**  
**BY DIVISIONS**

<b>Jul 1, 2020 - Jun 30, 2021</b>			
	<b>Memphis</b>	<b>Jackson</b>	<b>Totals</b>
Chapter 7	1,419	492	1,911
Chapter 11	10	6	16
Chapter 12	0	0	0
Chapter 13	3,221	719	3,940
<b>Totals:</b>	<b>4,650</b>	<b>1,217</b>	<b>5,867</b>

<b>Jul 1, 2019 - Jun 30, 2020</b>			
	<b>Memphis</b>	<b>Jackson</b>	<b>Totals</b>
Chapter 7	2,171	774	2,945
Chapter 11	13	4	17
Chapter 12	0	0	0
Chapter 13	6,337	1,497	7,834
<b>Totals:</b>	<b>8,521</b>	<b>2,275</b>	<b>10,796</b>

<b>Jul 1, 2018 - Jun 30, 2019</b>			
	<b>Memphis</b>	<b>Jackson</b>	<b>Totals</b>
Chapter 7	2,479	860	3,339
Chapter 11	13	6	19
Chapter 12	0	1	1
Chapter 13	7,826	1,955	9,781
<b>Totals:</b>	<b>10,318</b>	<b>2,822</b>	<b>13,140</b>

<b>Jul 1, 2017 - Jun 30, 2018</b>			
	<b>Memphis</b>	<b>Jackson</b>	<b>Totals</b>
Chapter 7	2,721	923	3,644
Chapter 11	14	5	19
Chapter 12	1	2	3
Chapter 13	8,227	1,805	10,032
<b>Totals:</b>	<b>10,963</b>	<b>2,735</b>	<b>13,698</b>

<b>2021 Over 2020</b>			
	<b>Memphis</b>	<b>Jackson</b>	<b>Total %</b>
Chapter 7	(752)	(282)	-35.11%
Chapter 11	(3)	2	-5.88%
Chapter 12	0	0	0.00%
Chapter 13	(3,116)	(778)	-49.71%
<b>Totals:</b>	<b>(3,871)</b>	<b>(1,058)</b>	<b>-45.66%</b>

<b>2021 Over 2020</b>		
	<b>Jackson</b>	<b>Total %</b>
Chapter 7	(282)	-36.43%
Chapter 11	2	50.00%
Chapter 12	0	0.00%
Chapter 13	(778)	-51.97%
<b>Totals:</b>	<b>(1,058)</b>	<b>-46.51%</b>

<b>% of Filings by Chap. By Div. Chapter % of</b>			
	<b>Memphis</b>	<b>Jackson</b>	<b>Total Filings</b>
Chapter 7	74%	26%	33%
Chapter 11	62%	37%	0%
Chapter 12	0%	0%	0%
Chapter 13	82%	18%	67%
<b>Totals:</b>	<b>79%</b>	<b>21%</b>	<b>100%</b>

<b>% of Filings by Chap. By Div. Chapter % of</b>			
	<b>Memphis</b>	<b>Jackson</b>	<b>Total Filings</b>
Chapter 7	74%	26%	27%
Chapter 11	76%	24%	0%
Chapter 12	0%	0%	0%
Chapter 13	81%	19%	73%
<b>Totals:</b>	<b>79%</b>	<b>21%</b>	<b>100%</b>

<b>% of Filings by Chap. By Div. Chapter % of</b>			
	<b>Memphis</b>	<b>Jackson</b>	<b>Total Filings</b>
Chapter 7	74%	26%	25%
Chapter 11	68%	32%	0%
Chapter 12	0%	100%	0%
Chapter 13	80%	20%	74%
<b>Totals:</b>	<b>79%</b>	<b>21%</b>	<b>100%</b>

<b>% of Filings by Chap. By Div. Chapter % of</b>			
	<b>Memphis</b>	<b>Jackson</b>	<b>Total Filings</b>
Chapter 7	75%	25%	27%
Chapter 11	74%	26%	0%
Chapter 12	33%	67%	0%
Chapter 13	82%	18%	73%
<b>Totals:</b>	<b>80%</b>	<b>20%</b>	<b>100%</b>

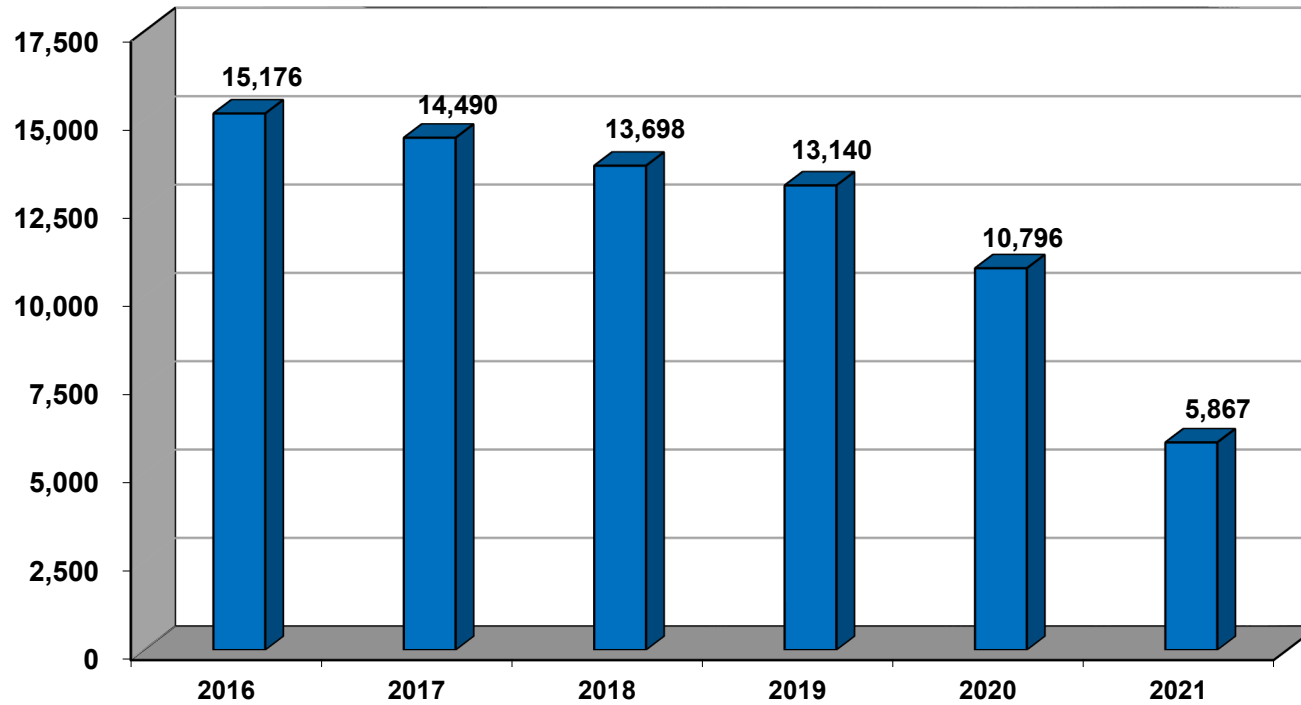
**Overall Change**  
**2021 Over 2020**  
**(Both Divisions)**

**-45.66%**

<b>2021 Over 2020</b>		
	<b>Memphis</b>	<b>Total %</b>
Chapter 7	(752)	-34.64%
Chapter 11	(3)	-23.08%
Chapter 12	0	0.00%
Chapter 13	(3,116)	-49.17%
<b>Totals:</b>	<b>(3,871)</b>	<b>-45.43%</b>

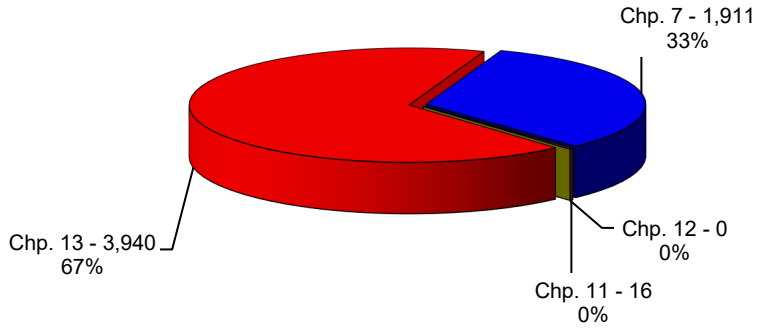
*Calculation of percentages are rounded to two places. .745 would be shown as .75 or 75%, and .744 would be displayed as .74 or 74%.*

**Total Filings For Western Division By Year  
12 Month Period Ending Jun 30, 2021  
and Prior 12 Month Intervals**

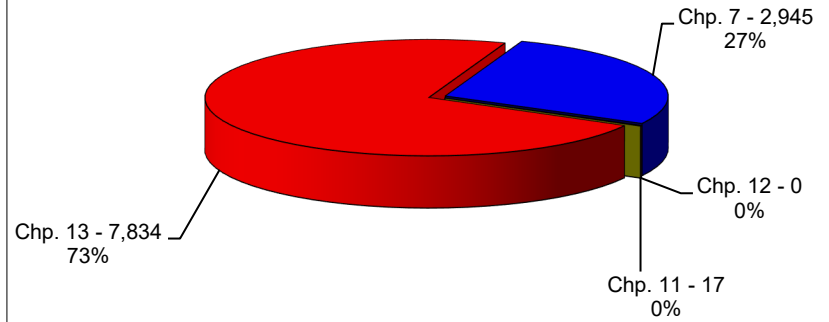


**United States Bankruptcy Court  
Western District of Tennessee**

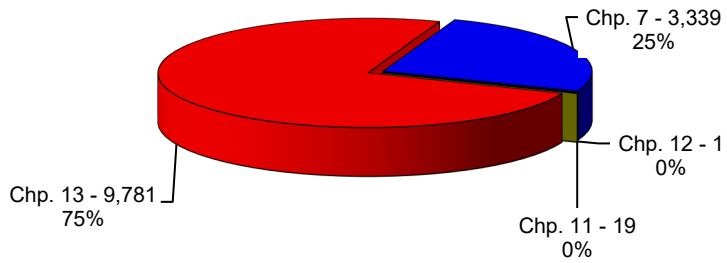
**Bankruptcy Case Filings  
Jul 1, 2020 thru Jun 30, 2021**



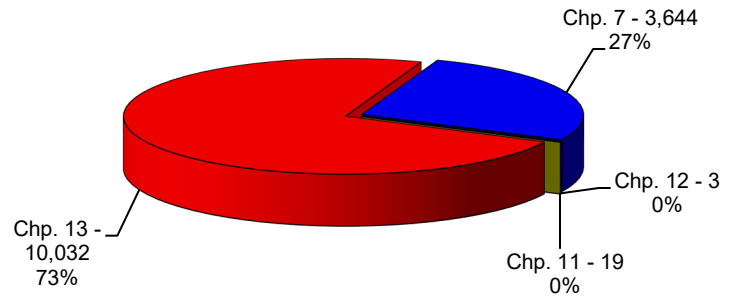
**Bankruptcy Case Filings  
Jul 1, 2019 thru Jun 30, 2020**



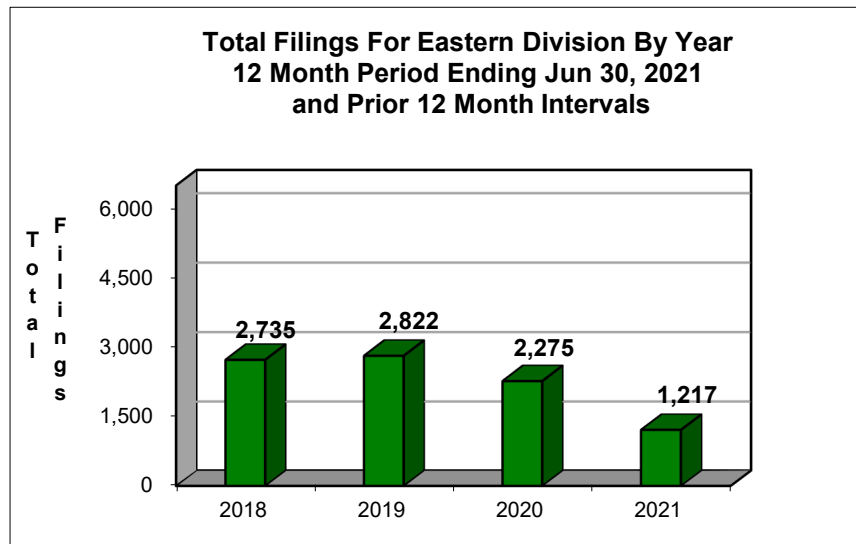
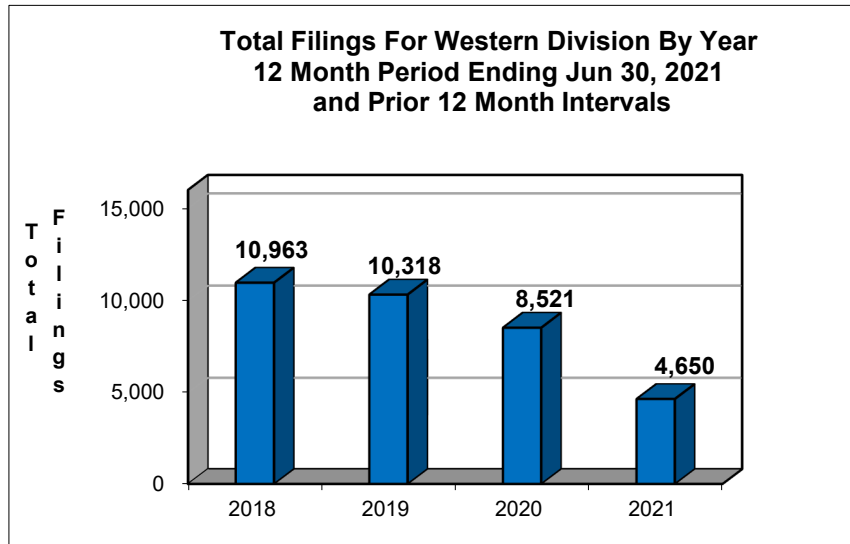
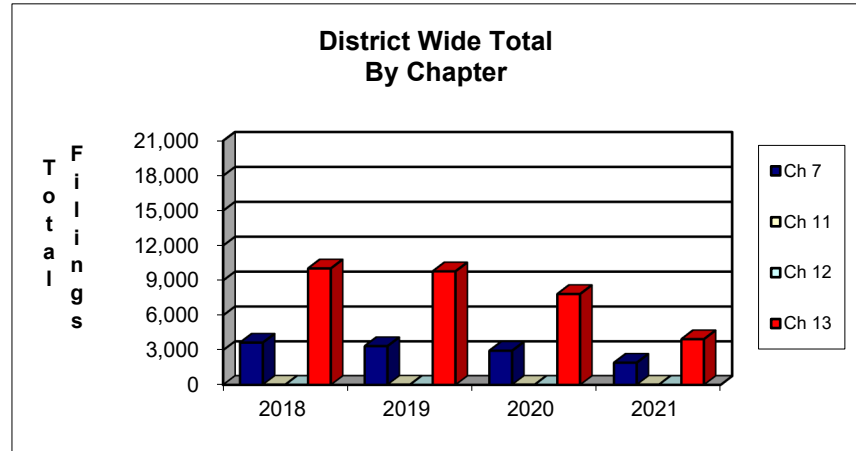
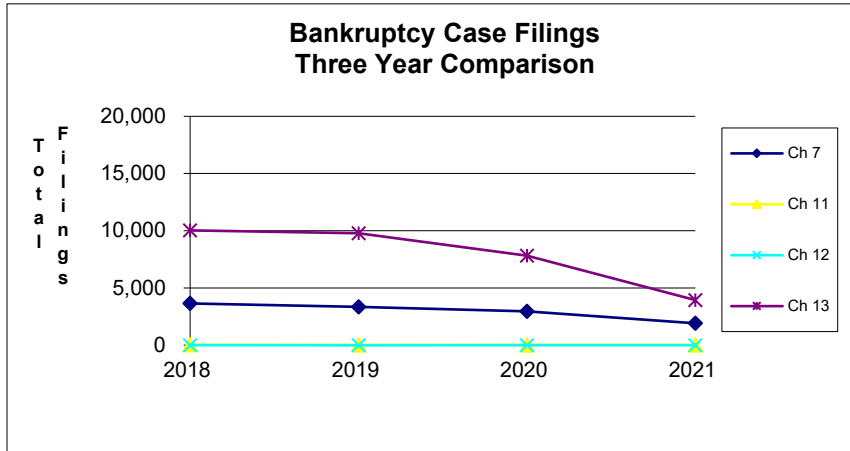
**Bankruptcy Case Filings  
Jul 1, 2018 thru Jun 30, 2019**



**Bankruptcy Case Filings  
Jul 1, 2017 thru Jun 30, 2018**

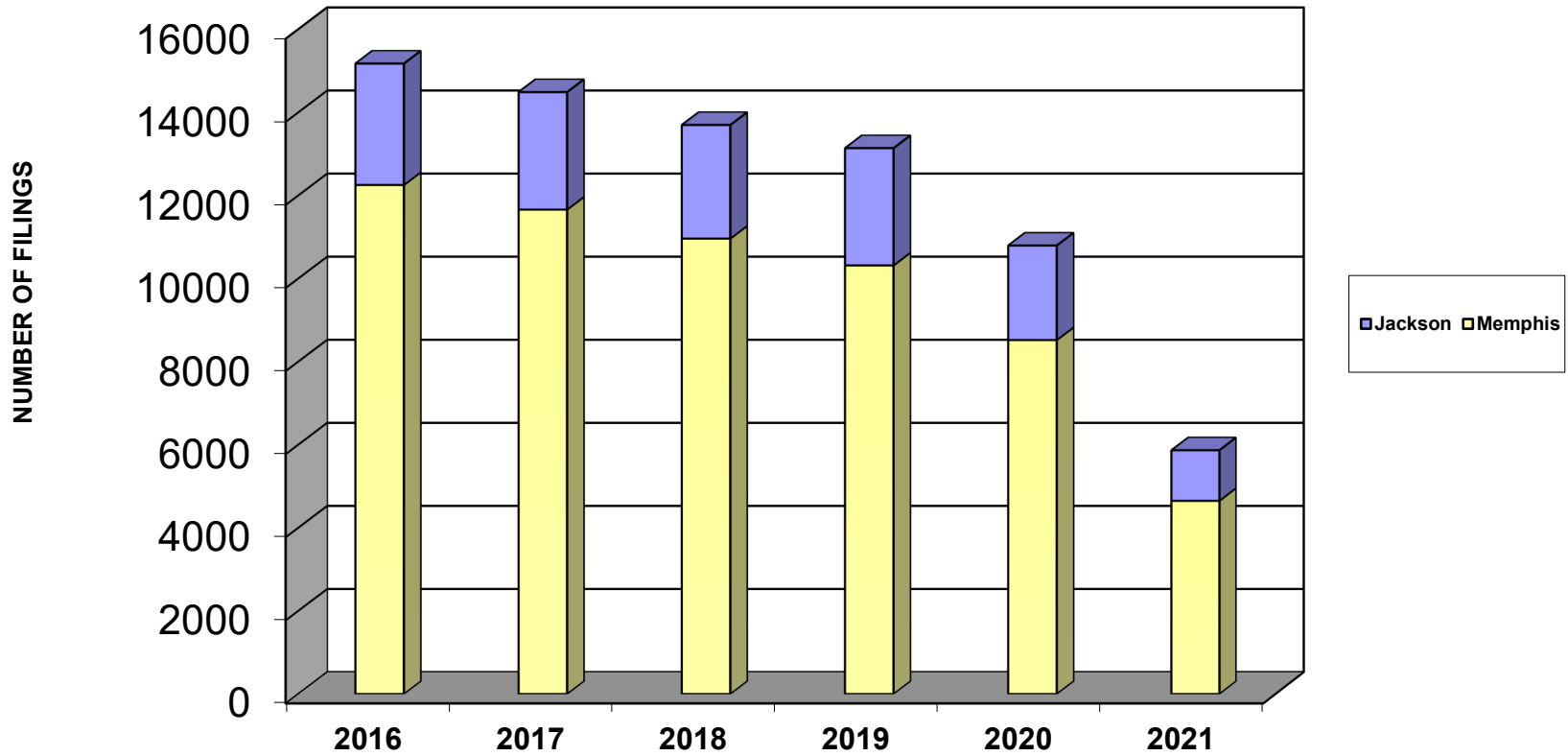


## United States Bankruptcy Court Western District of Tennessee



**NOTE: Data For Each Year was Calculated Beginning Jun 30, 2021 And Extending Backwards Twelve Months**

**Bankruptcy Yearly Case Filings  
Western District of Tennessee**



**UNITED STATES BANKRUPTCY COURT**  
**Western District of Tennessee**  
**PETITIONS CLOSED FOR TWELVE MONTH PERIODS**  
**BY DIVISIONS**

<b>Jul 1, 2020 - Jun 30, 2021</b>			
	<b>Memphis</b>	<b>Jackson</b>	<b>Totals</b>
Chapter 7	1,917	646	2,563
Chapter 11	11	10	21
Chapter 12	0	2	2
Chapter 13	5,372	1,656	7,028
<b>Totals:</b>	<b>7,300</b>	<b>2,314</b>	<b>9,614</b>

<b>Jul 1, 2019 - Jun 30, 2020</b>			
	<b>Memphis</b>	<b>Jackson</b>	<b>Totals</b>
Chapter 7	2,608	935	3,543
Chapter 11	14	4	18
Chapter 12	0	1	1
Chapter 13	7,683	1,845	9,528
<b>Totals:</b>	<b>10,305</b>	<b>2,785</b>	<b>13,090</b>

<b>Jul 1, 2018 - Jun 30, 2019</b>			
	<b>Memphis</b>	<b>Jackson</b>	<b>Totals</b>
Chapter 7	2,727	912	3,639
Chapter 11	21	5	26
Chapter 12	1	0	1
Chapter 13	8,474	1,893	10,367
<b>Totals:</b>	<b>11,223</b>	<b>2,810</b>	<b>14,033</b>

<b>Jul 1, 2017 - Jun 30, 2018</b>			
	<b>Memphis</b>	<b>Jackson</b>	<b>Totals</b>
Chapter 7	2,791	975	3,766
Chapter 11	26	9	35
Chapter 12	0	1	1
Chapter 13	9,411	1,970	11,381
<b>Totals:</b>	<b>12,228</b>	<b>2,955</b>	<b>15,183</b>

<b>2021 Over 2020</b>			
	<b>Memphis</b>	<b>Jackson</b>	<b>Total %</b>
Chapter 7	(691)	(289)	-27.66%
Chapter 11	(3)	6	16.67%
Chapter 12	0	1	100.00%
Chapter 13	(2,311)	(189)	-26.24%
<b>Totals:</b>	<b>(3,005)</b>	<b>(471)</b>	<b>-26.55%</b>

<b>2021 Over 2020</b>		
	<b>Jackson</b>	<b>Total %</b>
Chapter 7	(289)	-30.91%
Chapter 11	6	150.00%
Chapter 12	1	100.00%
Chapter 13	(189)	-10.24%
<b>Totals:</b>	<b>(471)</b>	<b>-16.91%</b>

<b>% of Closings by Chap. By Div. Chapter % of</b>			
	<b>Memphis</b>	<b>Jackson</b>	<b>Total Closings</b>
Chapter 7	75%	25%	27%
Chapter 11	52%	48%	0%
Chapter 12	0%	100%	0%
Chapter 13	76%	24%	73%
<b>Totals:</b>	<b>76%</b>	<b>24%</b>	<b>100%</b>

<b>% of Closings by Chap. By Div. Chapter % of</b>			
	<b>Memphis</b>	<b>Jackson</b>	<b>Total Closings</b>
Chapter 7	74%	26%	27%
Chapter 11	78%	22%	0%
Chapter 12	0%	100%	0%
Chapter 13	81%	19%	73%
<b>Totals:</b>	<b>79%</b>	<b>21%</b>	<b>100%</b>

<b>% of Closings by Chap. By Div. Chapter % of</b>			
	<b>Memphis</b>	<b>Jackson</b>	<b>Total Closings</b>
Chapter 7	75%	25%	26%
Chapter 11	81%	19%	0%
Chapter 12	100%	0%	0%
Chapter 13	82%	18%	74%
<b>Totals:</b>	<b>80%</b>	<b>20%</b>	<b>100%</b>

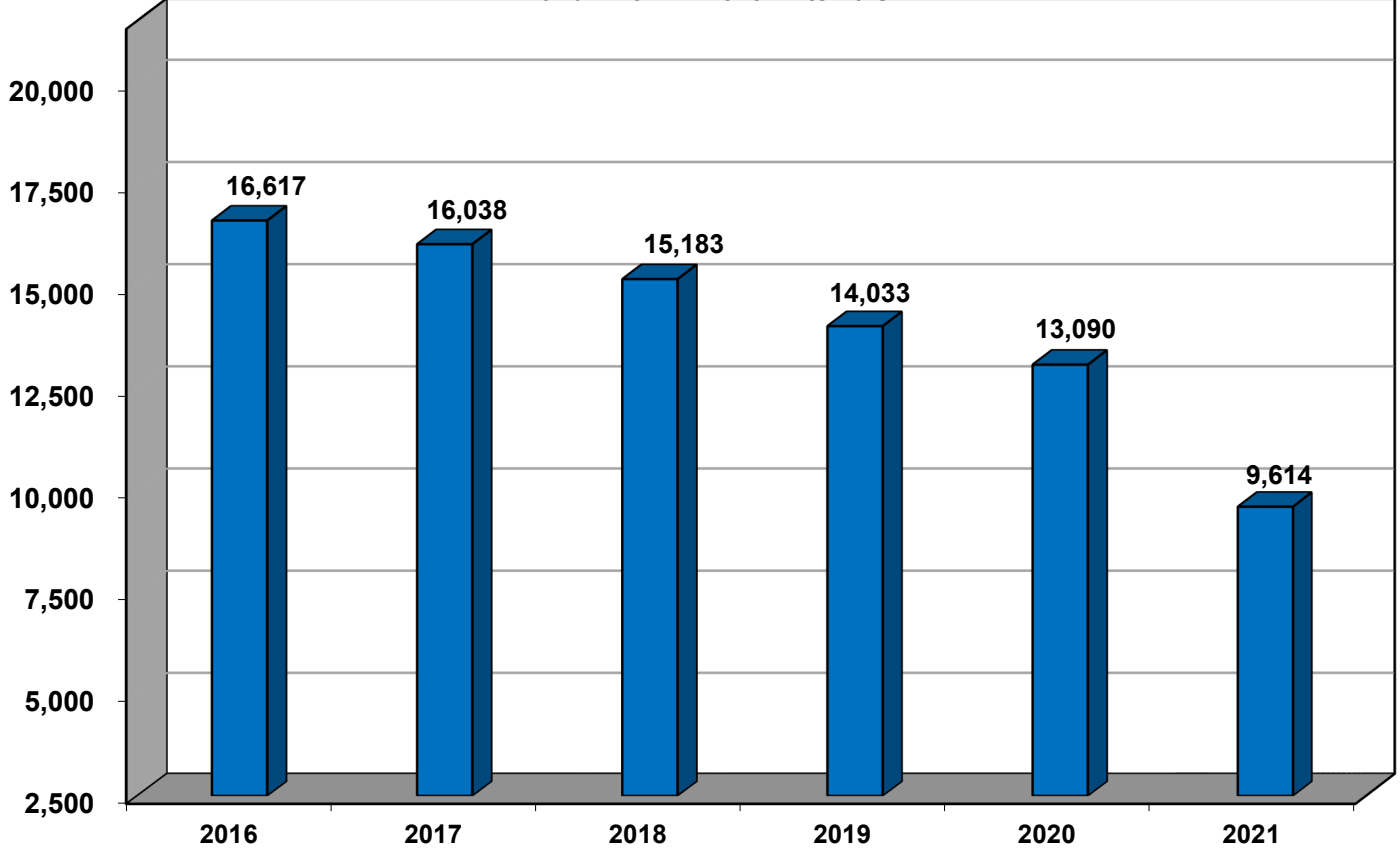
<b>% of Closings by Chap. By Div. Chapter % of</b>			
	<b>Memphis</b>	<b>Jackson</b>	<b>Total Closings</b>
Chapter 7	74%	26%	25%
Chapter 11	74%	26%	0%
Chapter 12	0%	100%	0%
Chapter 13	83%	17%	75%
<b>Totals:</b>	<b>81%</b>	<b>19%</b>	<b>100%</b>

<b>Overall Change</b> <b>2021 Over 2020</b> <b>(Both Divisions)</b>  <b>-26.55%</b>
---

<b>2021 Over 2020</b>		
	<b>Memphis</b>	<b>Total %</b>
Chapter 7	(691)	-26.50%
Chapter 11	(3)	-21.43%
Chapter 12	0	0.00%
Chapter 13	(2,311)	-30.08%
<b>Totals:</b>	<b>(3,005)</b>	<b>-29.16%</b>

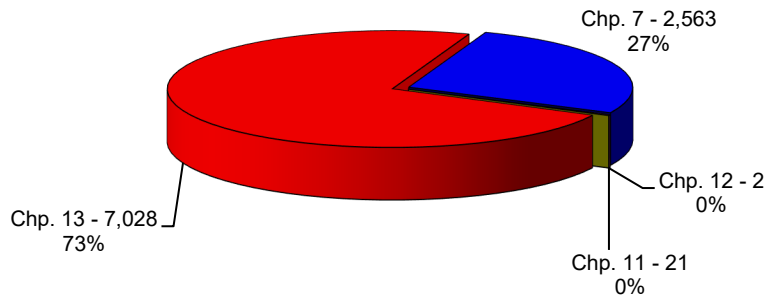
*Calculation of percentages are rounded to two places. .745 would be shown as .75 or 75%, and .744 would be displayed as .74 or 74%.*

**Total Closings For Western Division By Year  
12 Month Period Ending Jun 30, 2021  
and Prior 12 Month Intervals**

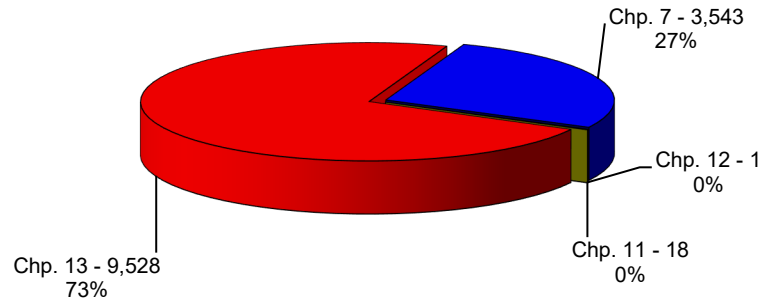


**United States Bankruptcy Court  
Western District of Tennessee**

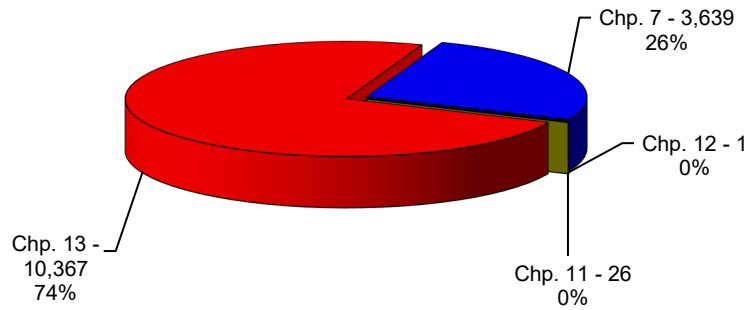
**Bankruptcy Case Closings  
Jul 1, 2020 thru Jun 30, 2021**



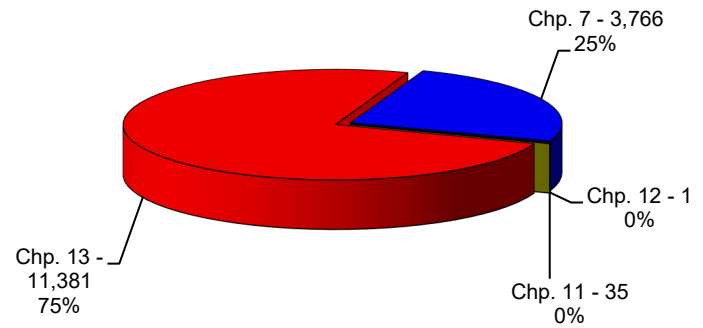
**Bankruptcy Case Closings  
Jul 1, 2019 thru Jun 30, 2020**



**Bankruptcy Case Closings  
Jul 1, 2018 thru Jun 30, 2019**

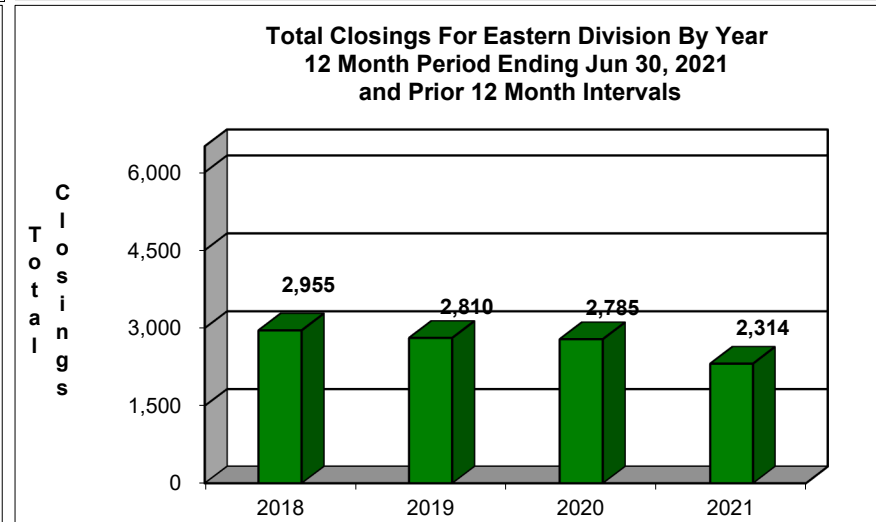
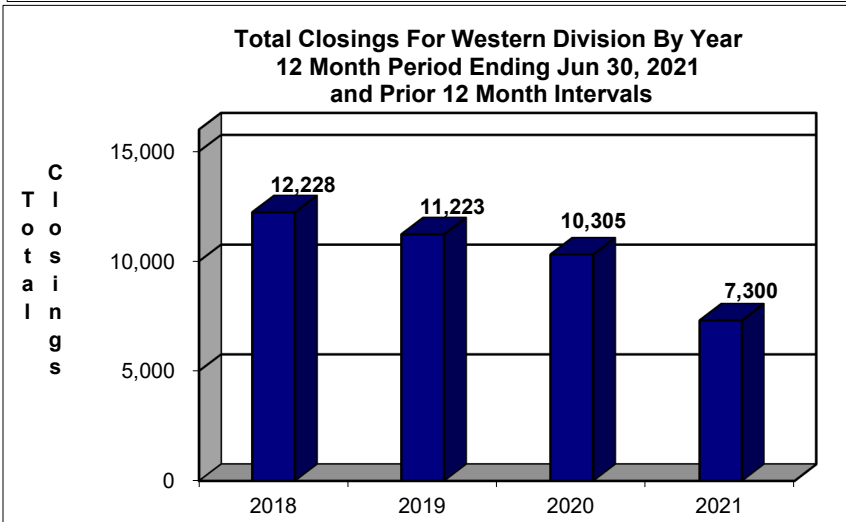
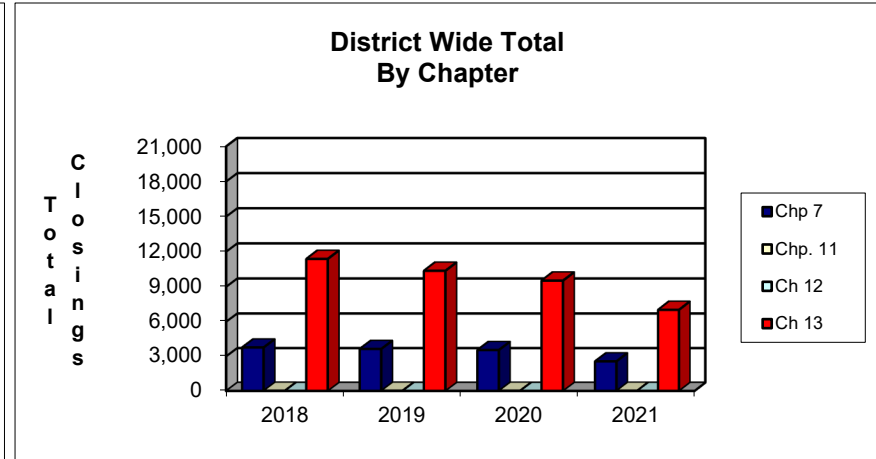
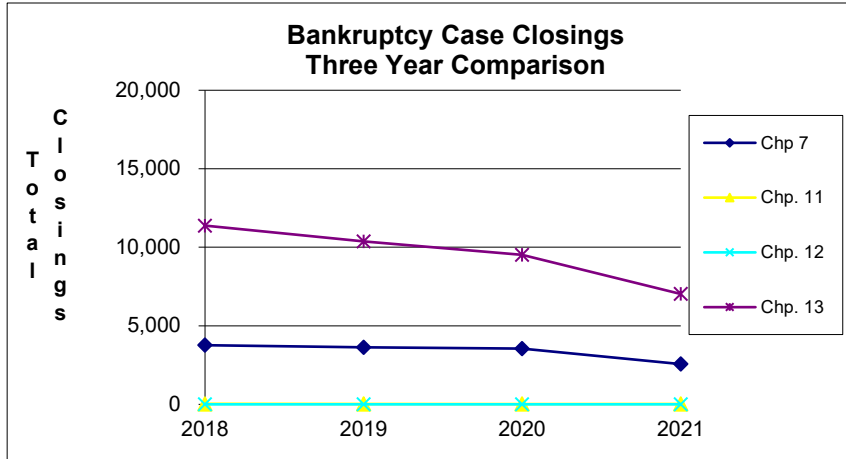


**Bankruptcy Case Closings  
Jul 1, 2017 thru Jun 30, 2018**





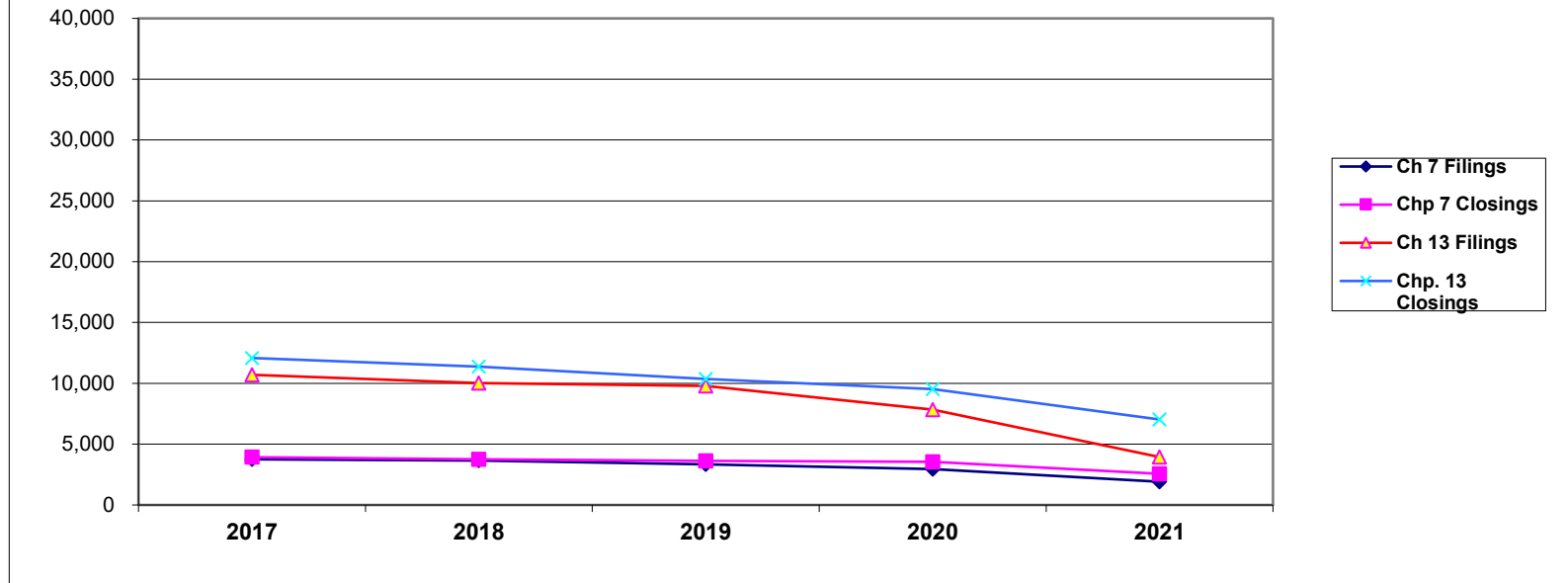
## United States Bankruptcy Court Western District of Tennessee



**NOTE: Data For Each Year was Calculated Beginning Jun 30, 2021 And Extending Backwards Twelve Months**

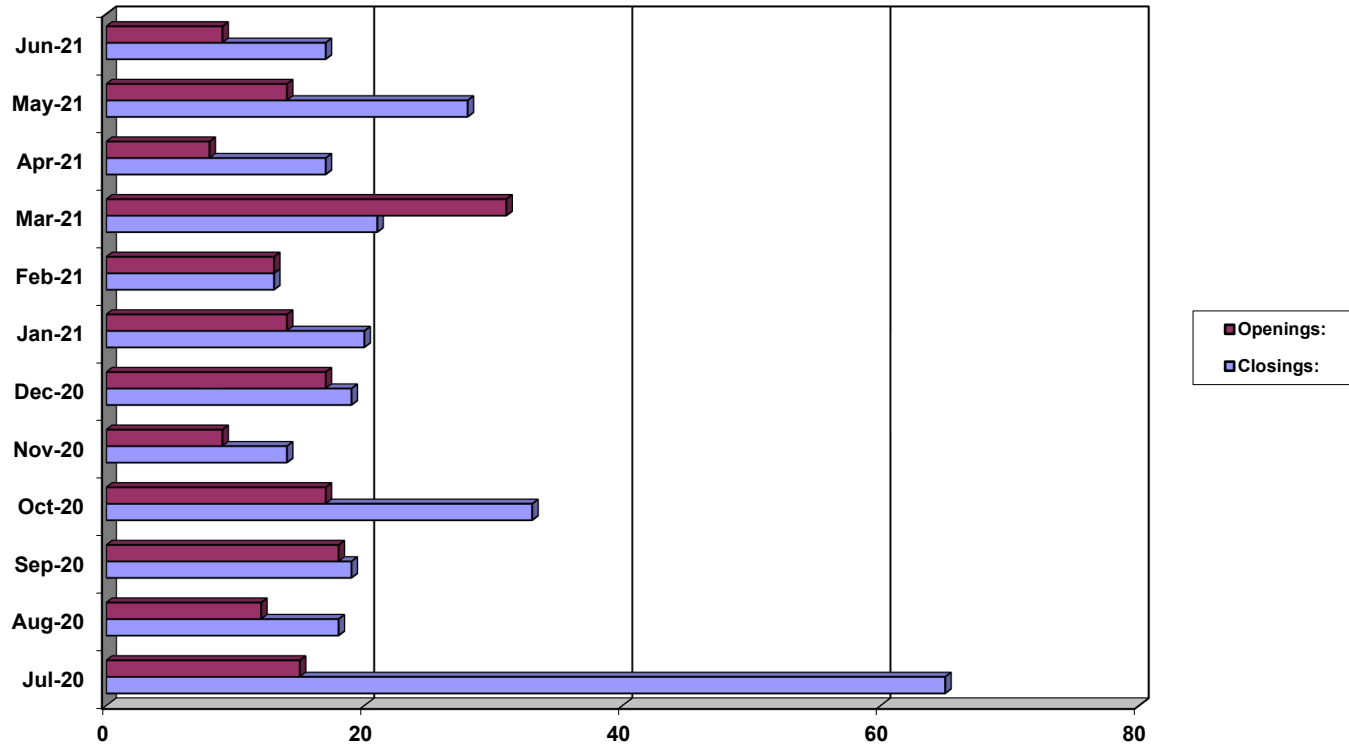
# United States Bankruptcy Court Western District of Tennessee

**Bankruptcy Case Filings and Closings Five Year Comparison  
12 Month Period Ending Jun 30, 2021 and Prior 12 Month Intervals**



**United States Bankruptcy Court  
Western District of Tennessee**

**Adversary Openings and Closings  
Jul 1, 2020 - Jun 30, 2021**



	Jul-20	Aug-20	Sep-20	Oct-20	Nov-20	Dec-20	Jan-21	Feb-21	Mar-21	Apr-21	May-21	Jun-21
■ Openings:	15	12	18	17	9	17	14	13	31	8	14	9
■ Closings:	65	18	19	33	14	19	20	13	21	17	28	17