

UNITED STATES BANKRUPTCY COURT
Western District of Tennessee
PETITIONS FILED FOR TWELVE MONTH PERIODS
BY DIVISIONS

Apr 1, 2020 - Mar 31, 2021			
	Memphis	Jackson	Totals
Chapter 7	1,432	537	1,969
Chapter 11	8	5	13
Chapter 12	0	0	0
Chapter 13	3,116	731	3,847
Totals:	4,556	1,273	5,829

Apr 1, 2019 - Mar 31, 2020			
	Memphis	Jackson	Totals
Chapter 7	2,384	858	3,242
Chapter 11	16	7	23
Chapter 12	0	0	0
Chapter 13	7,563	1,795	9,358
Totals:	9,963	2,660	12,623

Apr 1, 2018 - Mar 31, 2019			
	Memphis	Jackson	Totals
Chapter 7	2,559	871	3,430
Chapter 11	13	3	16
Chapter 12	0	2	2
Chapter 13	7,968	1,964	9,932
Totals:	10,540	2,840	13,380

Apr 1, 2017 - Mar 31, 2018			
	Memphis	Jackson	Totals
Chapter 7	2,737	933	3,670
Chapter 11	19	5	24
Chapter 12	1	2	3
Chapter 13	8,415	1,797	10,212
Totals:	11,172	2,737	13,909

2021 Over 2020			
	Memphis	Jackson	Total %
Chapter 7	(952)	(321)	-39.27%
Chapter 11	(8)	(2)	-43.48%
Chapter 12	0	0	0.00%
Chapter 13	(4,447)	(1,064)	-58.89%
Totals:	(5,407)	(1,387)	-53.82%

2021 Over 2020		
	Jackson	Total %
Chapter 7	(321)	-37.41%
Chapter 11	(2)	-28.57%
Chapter 12	0	0.00%
Chapter 13	(1,064)	-59.28%
Totals:	(1,387)	-52.14%

% of Filings by Chap. By Div. Chapter % of			
	Memphis	Jackson	Total Filings
Chapter 7	73%	27%	34%
Chapter 11	62%	38%	0%
Chapter 12	0%	0%	0%
Chapter 13	81%	19%	66%
Totals:	78%	22%	100%

% of Filings by Chap. By Div. Chapter % of			
	Memphis	Jackson	Total Filings
Chapter 7	74%	26%	26%
Chapter 11	70%	30%	0%
Chapter 12	0%	0%	0%
Chapter 13	81%	19%	74%
Totals:	79%	21%	100%

% of Filings by Chap. By Div. Chapter % of			
	Memphis	Jackson	Total Filings
Chapter 7	75%	25%	26%
Chapter 11	81%	19%	0%
Chapter 12	0%	100%	0%
Chapter 13	80%	20%	74%
Totals:	79%	21%	100%

% of Filings by Chap. By Div. Chapter % of			
	Memphis	Jackson	Total Filings
Chapter 7	75%	25%	26%
Chapter 11	79%	21%	0%
Chapter 12	33%	67%	0%
Chapter 13	82%	18%	73%
Totals:	80%	20%	100%

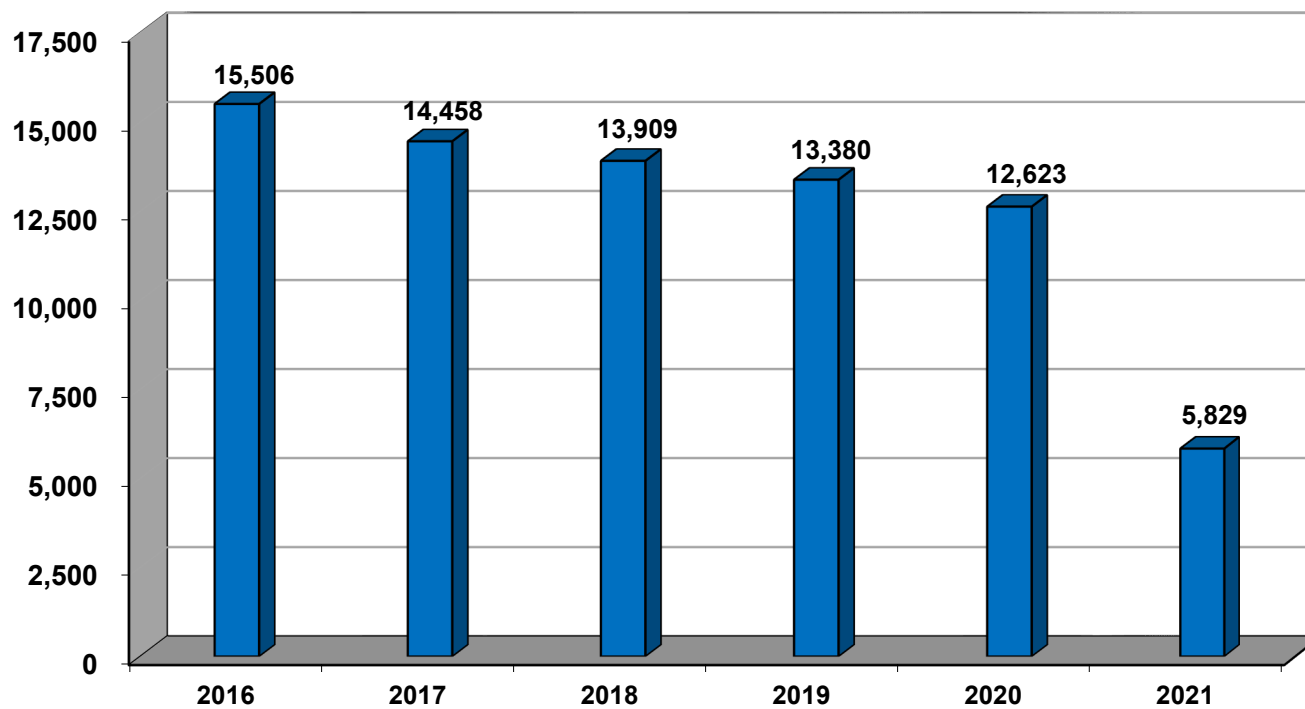
Overall Change
2021 Over 2020
(Both Divisions)

-53.82%

2021 Over 2020		
	Memphis	Total %
Chapter 7	(952)	-39.93%
Chapter 11	(8)	-50.00%
Chapter 12	0	0.00%
Chapter 13	(4,447)	-58.80%
Totals:	(5,407)	-54.27%

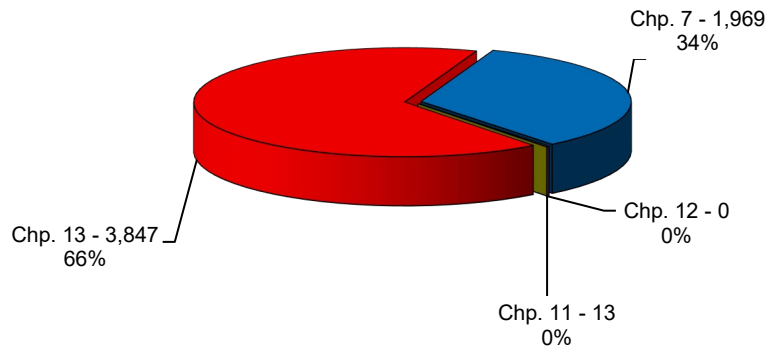
Calculation of percentages are rounded to two places. .745 would be shown as .75 or 75%, and .744 would be displayed as .74 or 74%.

**Total Filings For Western District By Year
12 Month Period Ending Mar 31, 2021
and Prior 12 Month Intervals**

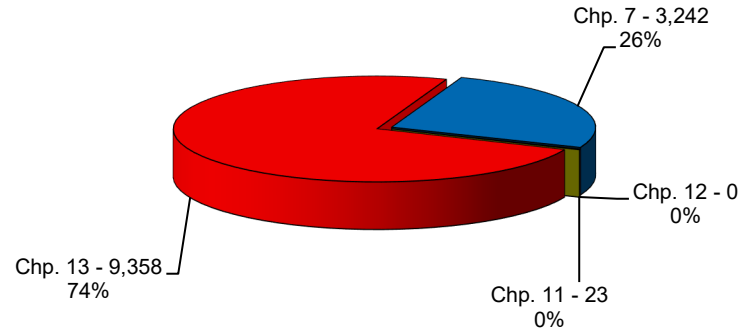


United States Bankruptcy Court Western District of Tennessee

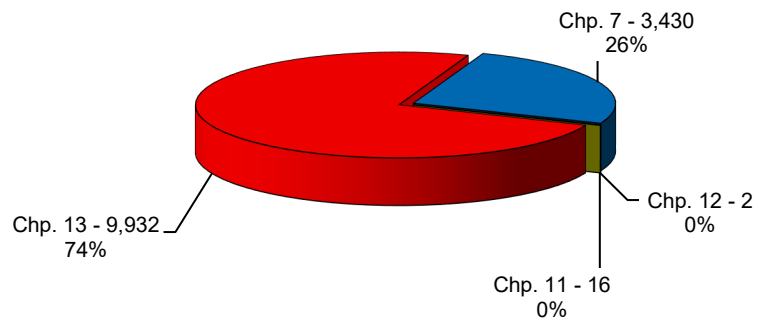
**Bankruptcy Case Filings
Apr 1, 2020 thru Mar 31, 2021**



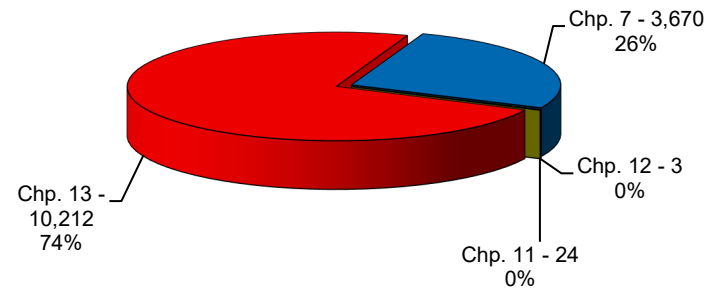
**Bankruptcy Case Filings
Apr 1, 2019 thru Mar 31, 2020**



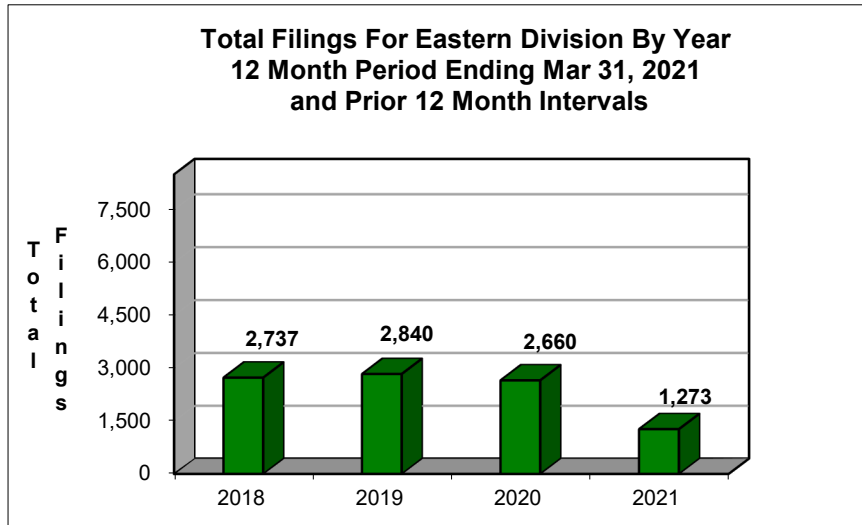
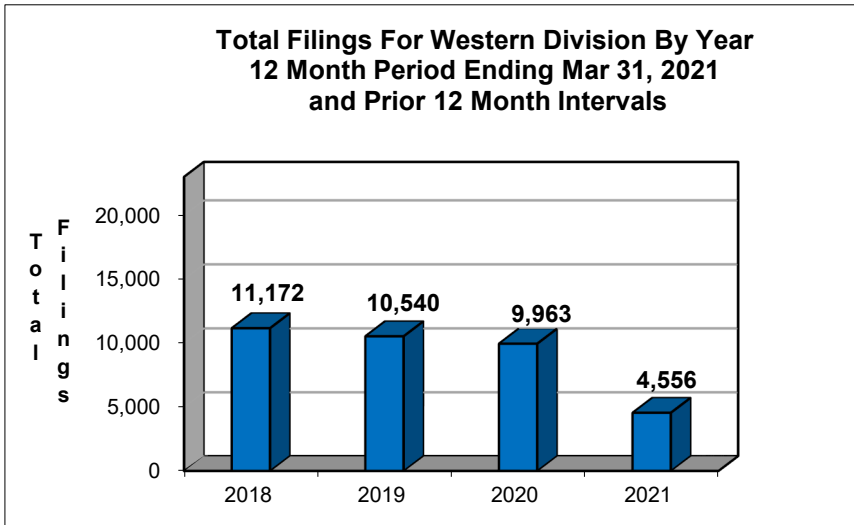
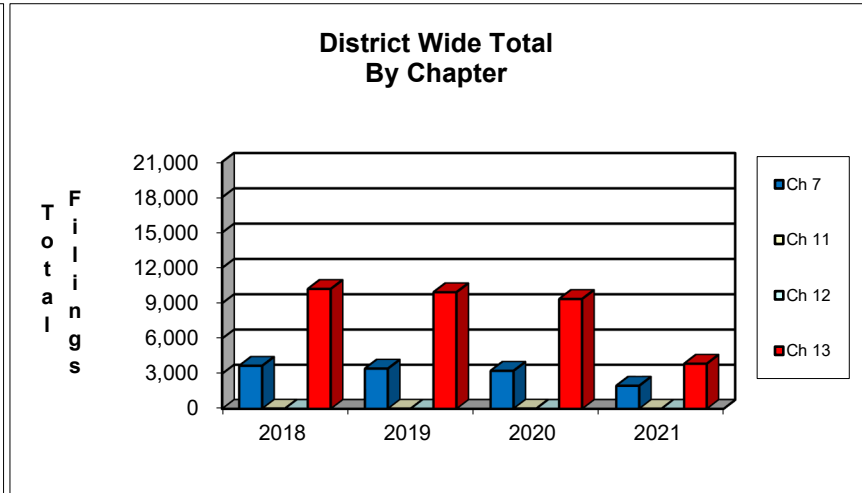
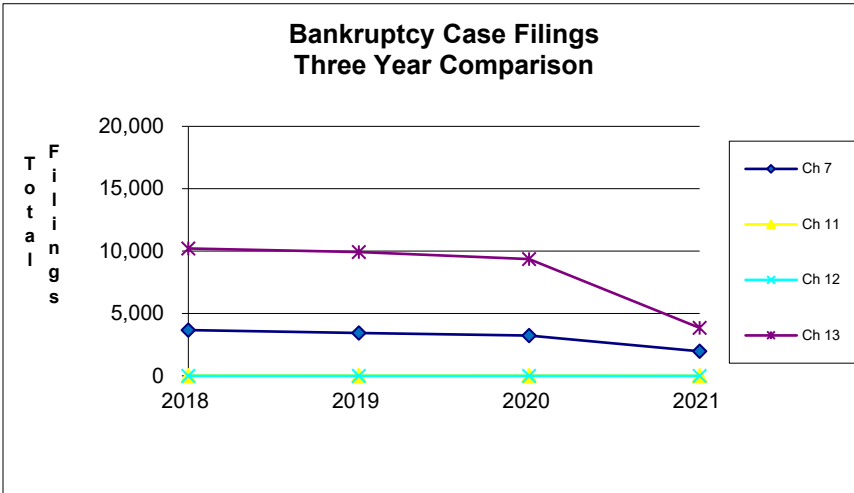
**Bankruptcy Case Filings
Apr 1, 2018 thru Mar 31, 2019**



**Bankruptcy Case Filings
Apr 1, 2017 thru Mar 31, 2018**

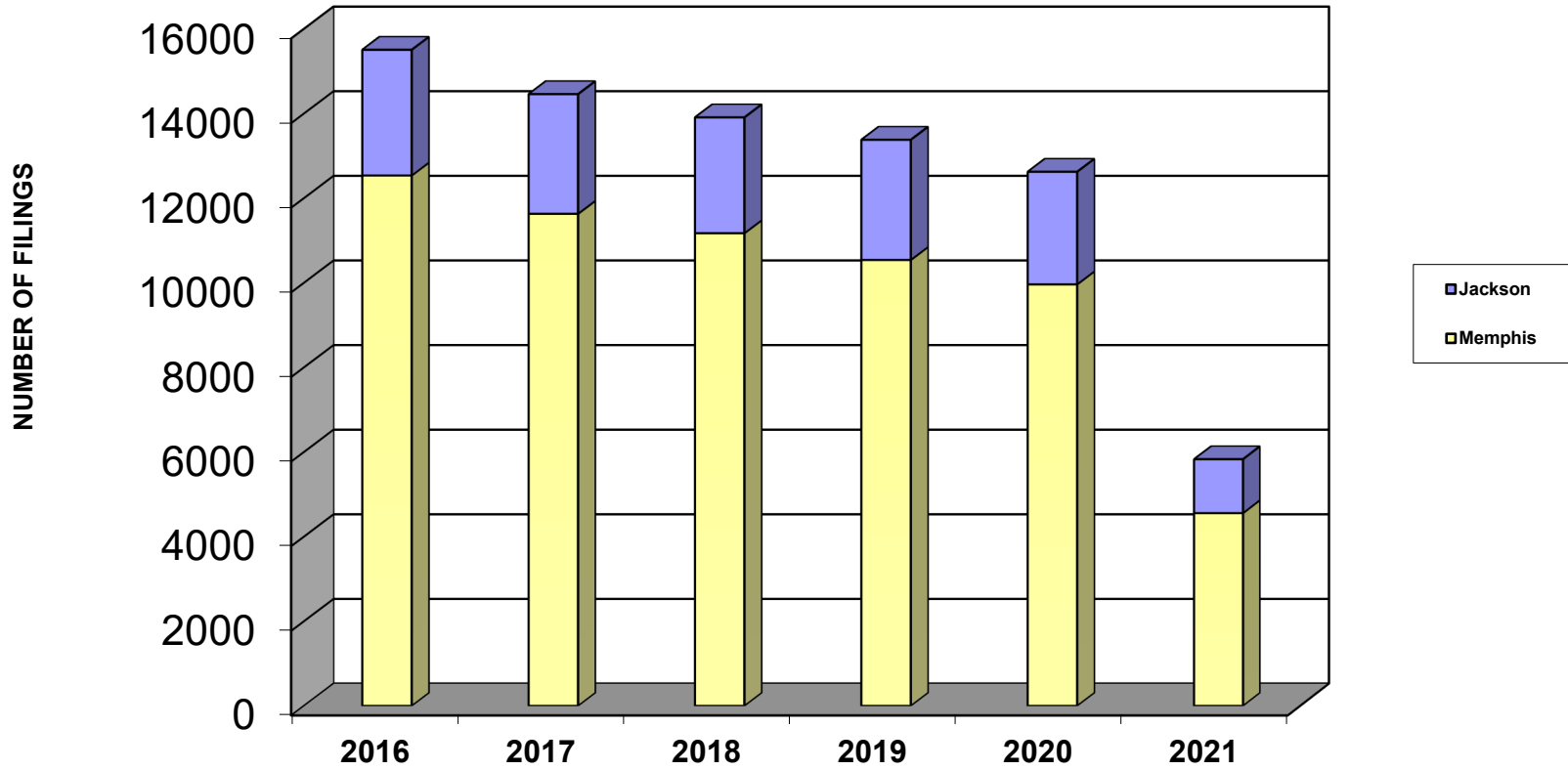


United States Bankruptcy Court Western District of Tennessee



NOTE: Data For Each Year was Calculated Beginning Mar 31, 2021 And Extending Backwards Twelve Months

**Bankruptcy Yearly Case Filings
Western District of Tennessee**



UNITED STATES BANKRUPTCY COURT
Western District of Tennessee
PETITIONS CLOSED FOR TWELVE MONTH PERIODS
BY DIVISIONS

Apr 1, 2020 - Mar 31, 2021			
	Memphis	Jackson	Totals
Chapter 7	2,182	744	2,926
Chapter 11	7	7	14
Chapter 12	0	1	1
Chapter 13	5,589	1,647	7,236
Totals:	7,778	2,399	10,177

Apr 1, 2019 - Mar 31, 2020			
	Memphis	Jackson	Totals
Chapter 7	2,576	919	3,495
Chapter 11	22	3	25
Chapter 12	1	1	2
Chapter 13	8,081	1,860	9,941
Totals:	10,680	2,783	13,463

Apr 1, 2018 - Mar 31, 2019			
	Memphis	Jackson	Totals
Chapter 7	2,753	947	3,700
Chapter 11	19	9	28
Chapter 12	0	0	0
Chapter 13	8,771	1,877	10,648
Totals:	11,543	2,833	14,376

Apr 1, 2017 - Mar 31, 2018			
	Memphis	Jackson	Totals
Chapter 7	2,783	1,000	3,783
Chapter 11	28	4	32
Chapter 12	0	1	1
Chapter 13	9,399	2,022	11,421
Totals:	12,210	3,027	15,237

2021 Over 2020			
	Memphis	Jackson	Total %
Chapter 7	(394)	(175)	-16.28%
Chapter 11	(15)	4	-44.00%
Chapter 12	(1)	0	-50.00%
Chapter 13	(2,492)	(213)	-27.21%
Totals:	(2,902)	(384)	-24.41%

2021 Over 2020		
	Jackson	Total %
Chapter 7	(175)	-19.04%
Chapter 11	4	133.33%
Chapter 12	0	0.00%
Chapter 13	(213)	-11.45%
Totals:	(384)	-13.80%

% of Closings by Chap. By Div. Chapter % of			
	Memphis	Jackson	Total Closings
Chapter 7	75%	25%	29%
Chapter 11	50%	50%	0%
Chapter 12	0%	100%	0%
Chapter 13	77%	23%	71%
Totals:	76%	24%	100%

% of Closings by Chap. By Div. Chapter % of			
	Memphis	Jackson	Total Closings
Chapter 7	74%	26%	26%
Chapter 11	88%	12%	0%
Chapter 12	50%	50%	0%
Chapter 13	81%	19%	74%
Totals:	79%	21%	100%

% of Closings by Chap. By Div. Chapter % of			
	Memphis	Jackson	Total Closings
Chapter 7	74%	26%	26%
Chapter 11	68%	32%	0%
Chapter 12	0%	0%	0%
Chapter 13	82%	18%	74%
Totals:	80%	20%	100%

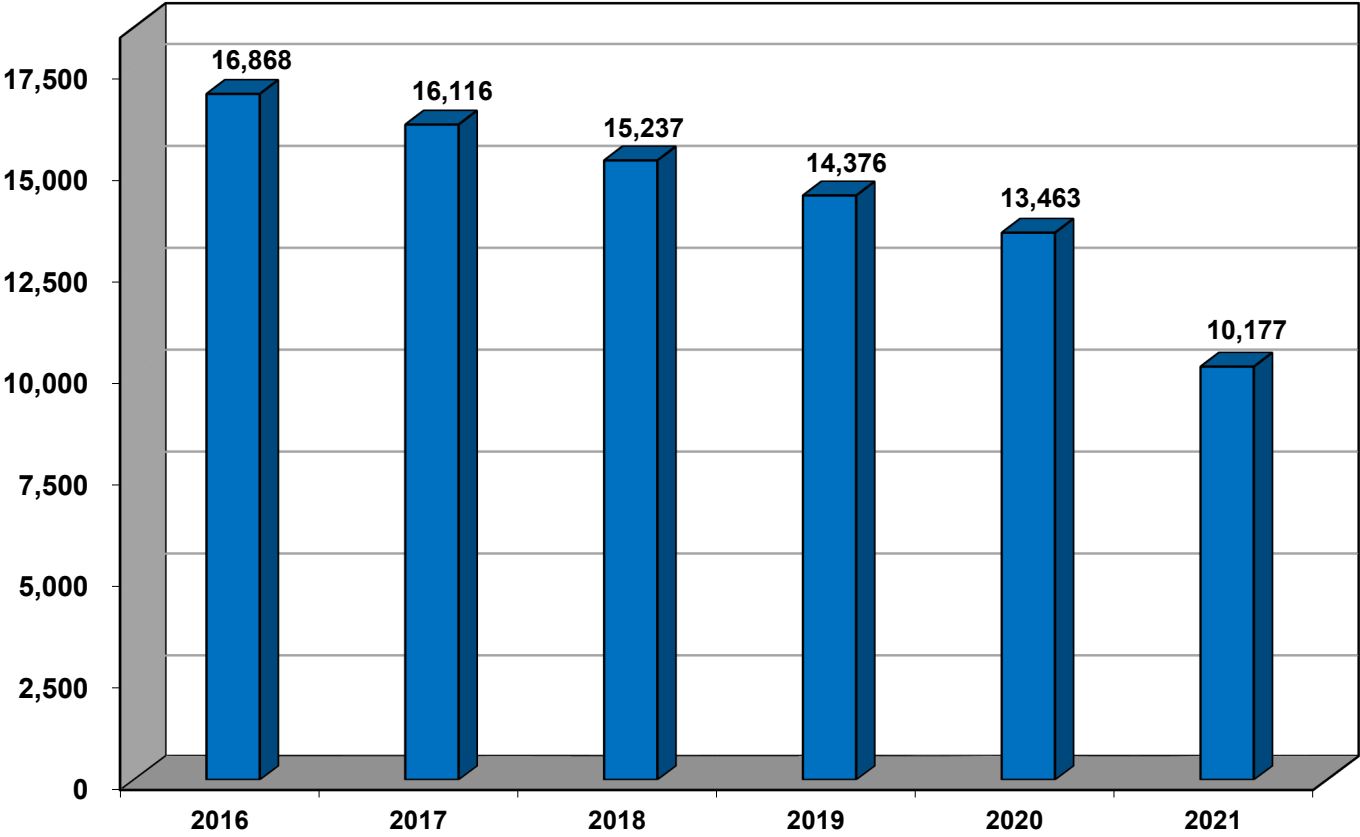
% of Closings by Chap. By Div. Chapter % of			
	Memphis	Jackson	Total Closings
Chapter 7	74%	26%	25%
Chapter 11	87%	12%	0%
Chapter 12	0%	100%	0%
Chapter 13	82%	18%	75%
Totals:	80%	20%	100%

Overall Change 2021 Over 2020 (Both Divisions)
-24.41%

2021 Over 2020		
	Memphis	Total %
Chapter 7	(394)	-15.30%
Chapter 11	(15)	-68.18%
Chapter 12	(1)	-100.00%
Chapter 13	(2,492)	-30.84%
Totals:	(2,902)	-27.17%

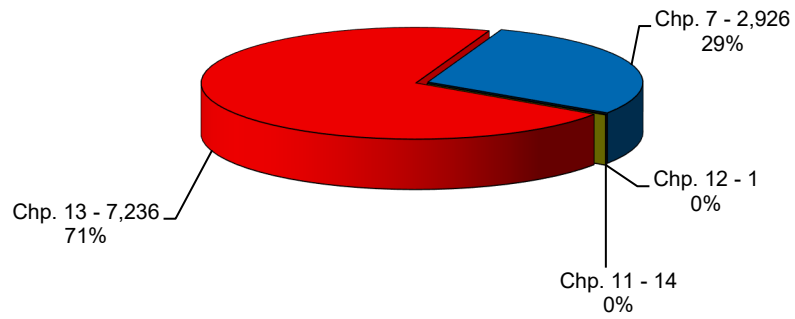
Calculation of percentages are rounded to two places. .745 would be shown as .75 or 75%, and .744 would be displayed as .74 or 74%.

**Total Closings For Western District By Year
12 Month Period Ending Mar 31, 2021
and Prior 12 Month Intervals**

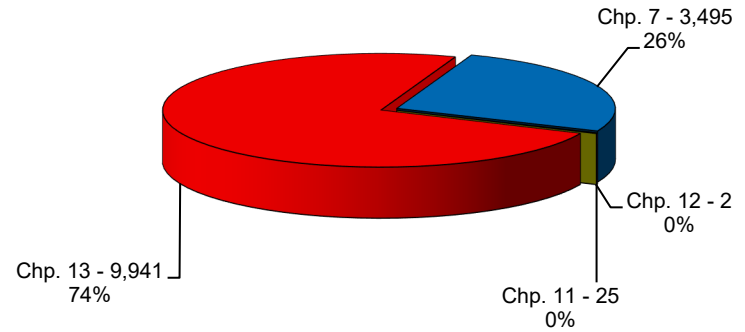


United States Bankruptcy Court Western District of Tennessee

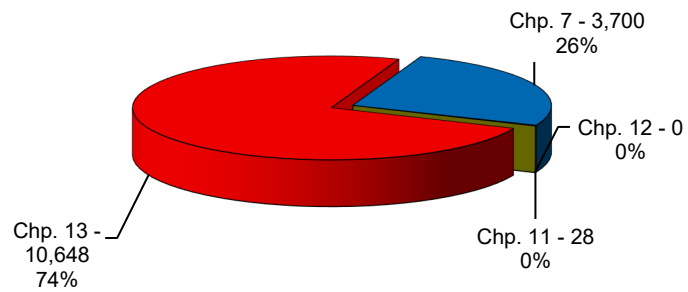
**Bankruptcy Case Closings
Apr 1, 2020 thru Mar 31, 2021**



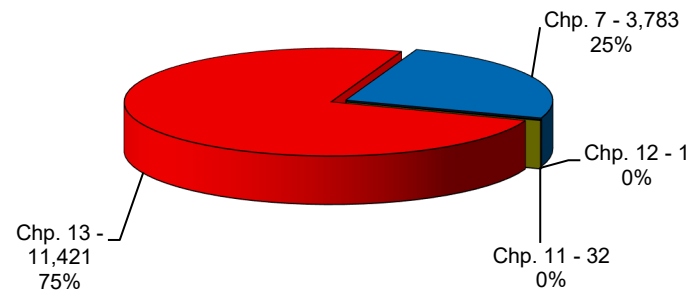
**Bankruptcy Case Closings
Apr 1, 2019 thru Mar 31, 2020**



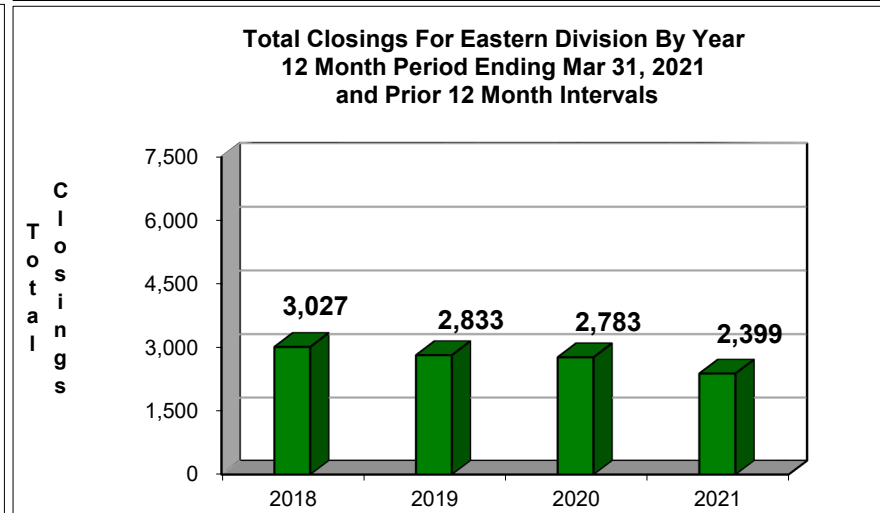
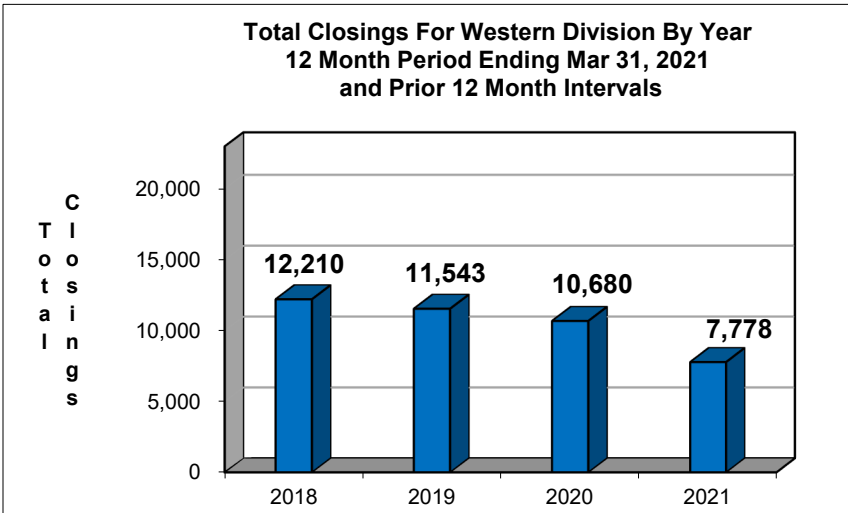
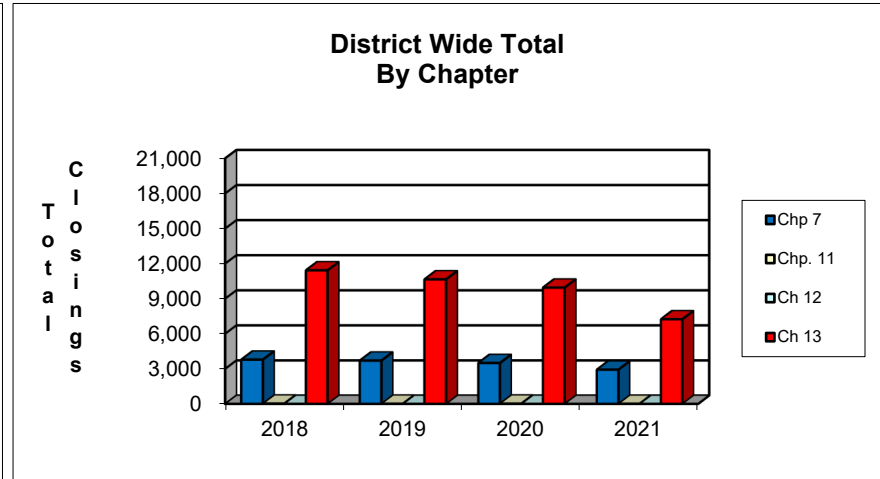
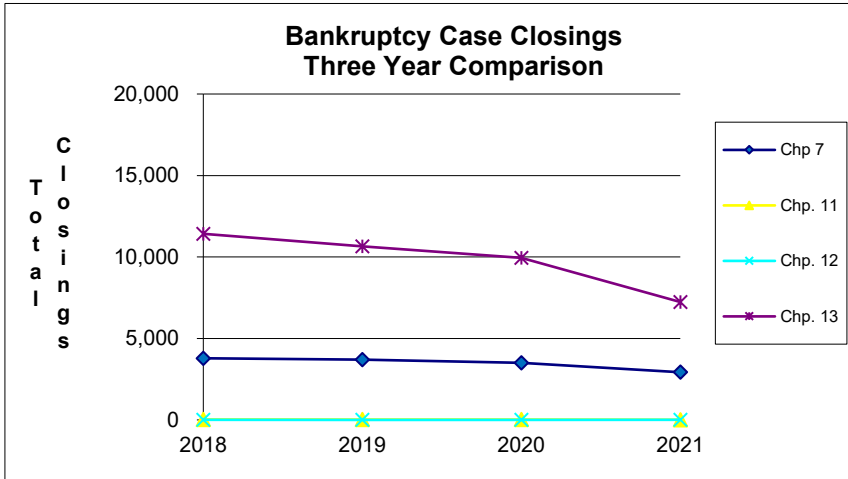
**Bankruptcy Case Closings
Apr 1, 2018 thru Mar 31, 2019**



**Bankruptcy Case Closings
Apr 1, 2017 thru Mar 31, 2018**

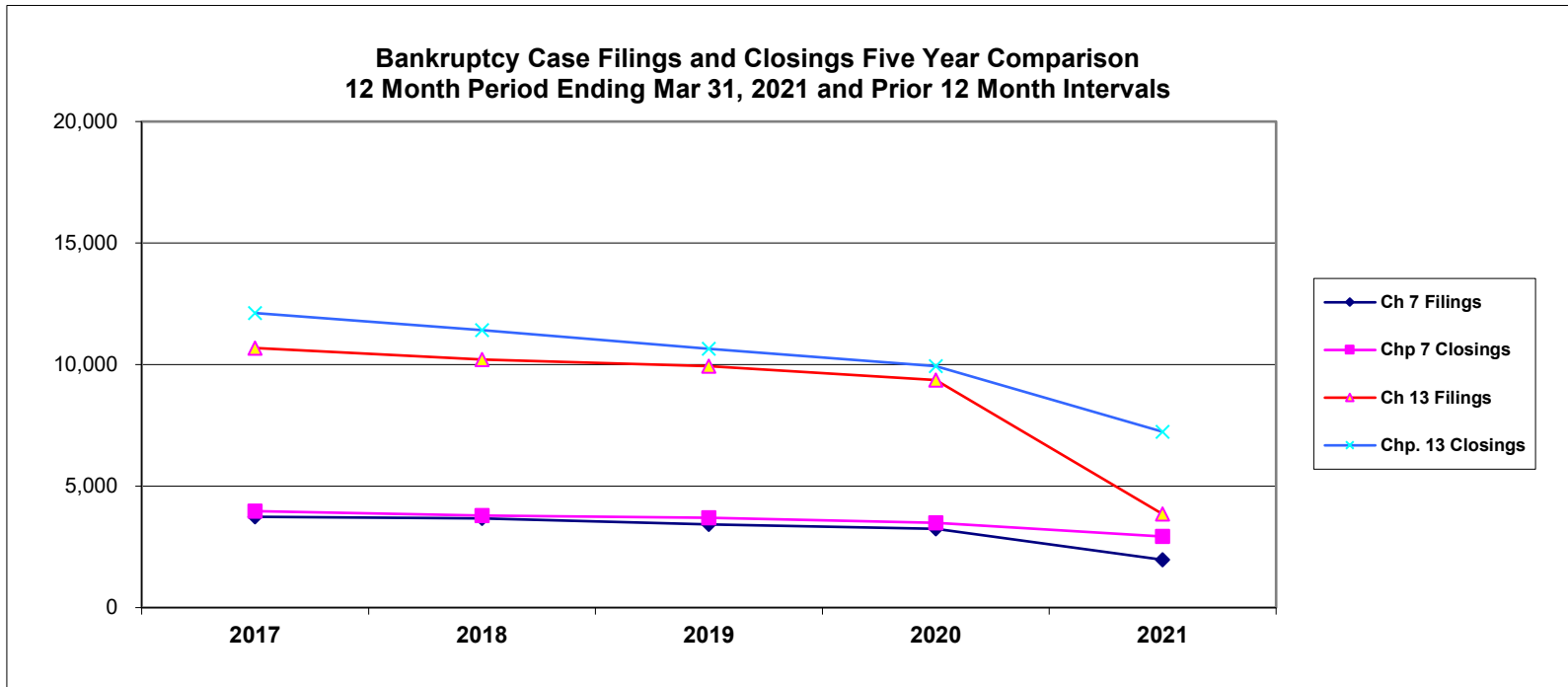


United States Bankruptcy Court Western District of Tennessee



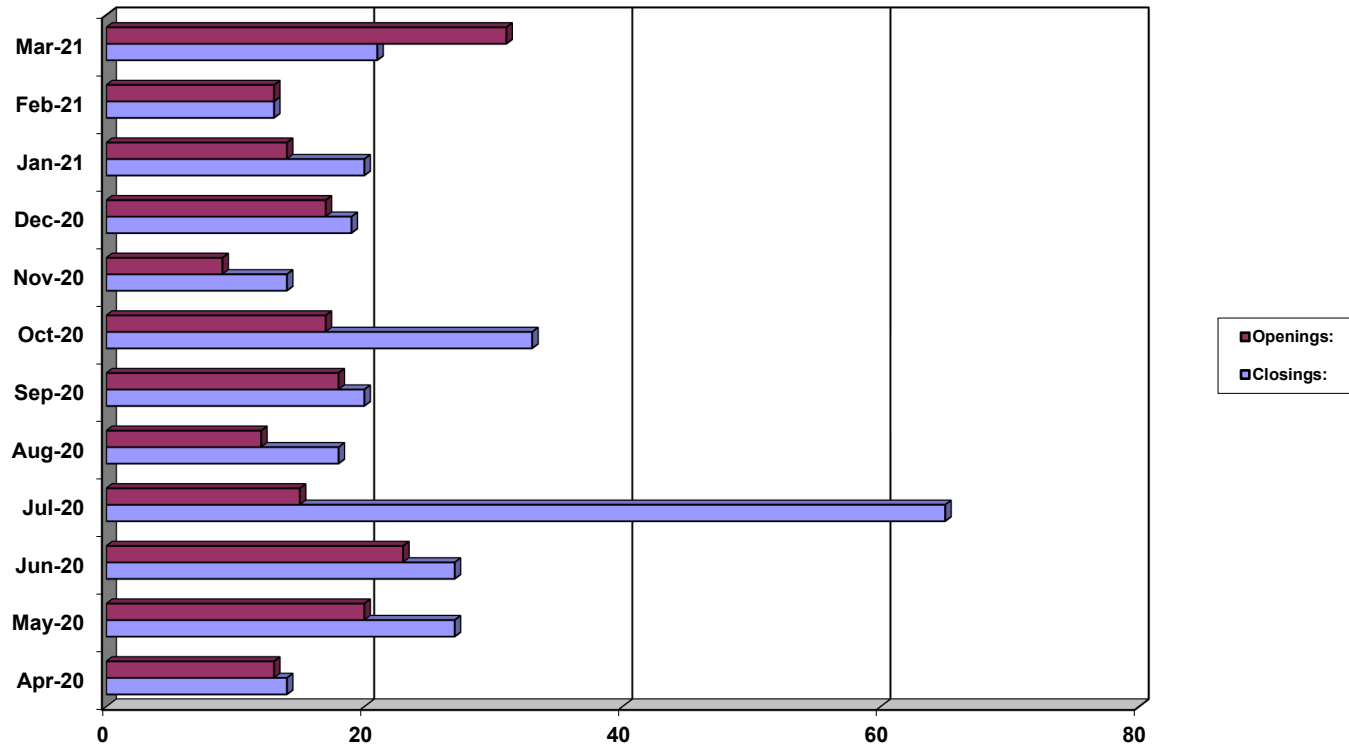
NOTE: Data For Each Year was Calculated Beginning Mar 31, 2021 And Extending Backwards Twelve Months

United States Bankruptcy Court Western District of Tennessee



United States Bankruptcy Court Western District of Tennessee

Adversary Openings and Closings
Apr 1, 2020 - Mar 31, 2021



	Apr-20	May-20	Jun-20	Jul-20	Aug-20	Sep-20	Oct-20	Nov-20	Dec-20	Jan-21	Feb-21	Mar-21
■ Openings:	13	20	23	15	12	18	17	9	17	14	13	31
■ Closings:	14	27	27	65	18	20	33	14	19	20	13	21