

UNITED STATES BANKRUPTCY COURT
Western District of Tennessee
PETITIONS FILED FOR TWELVE MONTH PERIODS
BY DIVISIONS

Oct 1, 2020 - Sep 30, 2021			
	Memphis	Jackson	Totals
Chapter 7	1,254	467	1,721
Chapter 11	8	7	15
Chapter 12	0	0	0
Chapter 13	3,116	720	3,836
Totals:	4,378	1,194	5,572

Oct 1, 2019 - Sep 30, 2020			
	Memphis	Jackson	Totals
Chapter 7	1,978	689	2,667
Chapter 11	9	5	14
Chapter 12	0	0	0
Chapter 13	5,117	1,196	6,313
Totals:	7,104	1,890	8,994

Oct 1, 2018 - Sep 30, 2019			
	Memphis	Jackson	Totals
Chapter 7	2,486	868	3,354
Chapter 11	16	6	22
Chapter 12	0	1	1
Chapter 13	7,846	1,891	9,737
Totals:	10,348	2,766	13,114

Oct 1, 2017 - Sep 30, 2018			
	Memphis	Jackson	Totals
Chapter 7	2,692	915	3,607
Chapter 11	12	3	15
Chapter 12	0	2	2
Chapter 13	8,134	1,863	9,997
Totals:	10,838	2,783	13,621

2021 Over 2020			
	Memphis	Jackson	Total %
Chapter 7	(724)	(222)	-35.47%
Chapter 11	(1)	2	7.14%
Chapter 12	0	0	0.00%
Chapter 13	(2,001)	(476)	-39.24%
Totals:	(2,726)	(696)	-38.05%

2021 Over 2020		
	Jackson	Total %
Chapter 7	(222)	-32.22%
Chapter 11	2	40.00%
Chapter 12	0	0.00%
Chapter 13	(476)	-39.80%
Totals:	(696)	-36.83%

% of Filings by Chap. By Div. Chapter % of			
	Memphis	Jackson	Total Filings
Chapter 7	73%	27%	31%
Chapter 11	53%	47%	0%
Chapter 12	0%	0%	0%
Chapter 13	81%	19%	69%
Totals:	79%	21%	100%

% of Filings by Chap. By Div. Chapter % of			
	Memphis	Jackson	Total Filings
Chapter 7	74%	26%	30%
Chapter 11	64%	36%	0%
Chapter 12	0%	0%	0%
Chapter 13	81%	19%	70%
Totals:	79%	21%	100%

% of Filings by Chap. By Div. Chapter % of			
	Memphis	Jackson	Total Filings
Chapter 7	74%	26%	26%
Chapter 11	73%	27%	0%
Chapter 12	0%	100%	0%
Chapter 13	81%	19%	74%
Totals:	79%	21%	100%

% of Filings by Chap. By Div. Chapter % of			
	Memphis	Jackson	Total Filings
Chapter 7	75%	25%	26%
Chapter 11	80%	20%	0%
Chapter 12	0%	100%	0%
Chapter 13	81%	19%	73%
Totals:	80%	20%	100%

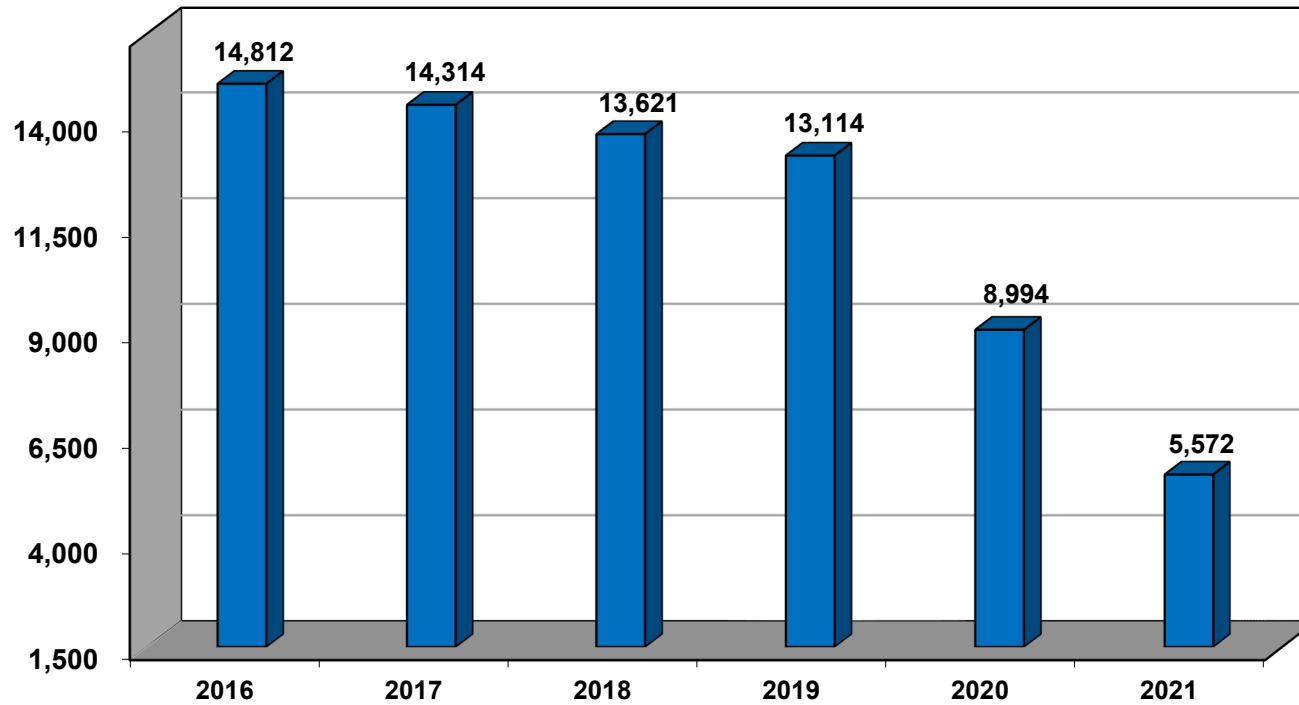
Overall Change
2021 Over 2020
(Both Divisions)

-38.05%

2021 Over 2020		
	Memphis	Total %
Chapter 7	(724)	-36.60%
Chapter 11	(1)	-11.11%
Chapter 12	0	0.00%
Chapter 13	(2,001)	-39.10%
Totals:	(2,726)	-38.37%

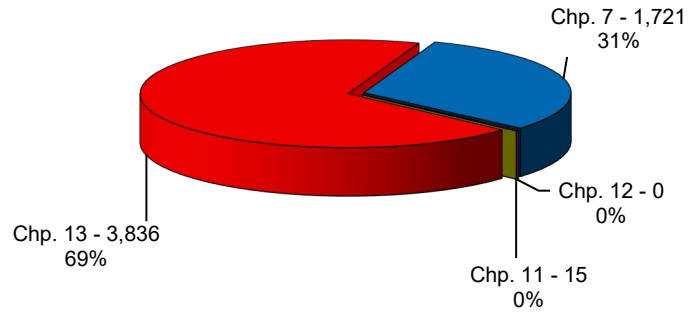
Calculation of percentages are rounded to two places. .745 would be shown as .75 or 75%, and .744 would be displayed as .74 or 74%.

**Total Filings For Western District By Year
12 Month Period Ending Sep 30, 2021
and Prior 12 Month Intervals**

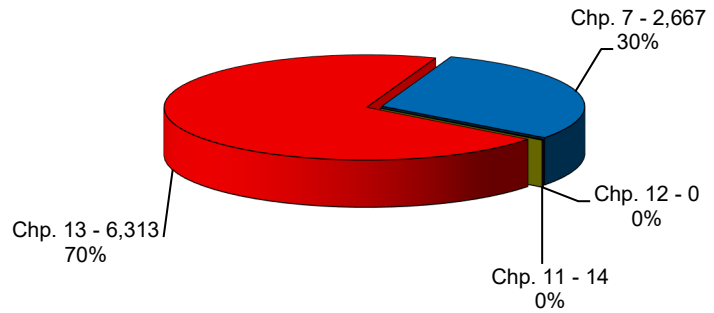


United States Bankruptcy Court Western District of Tennessee

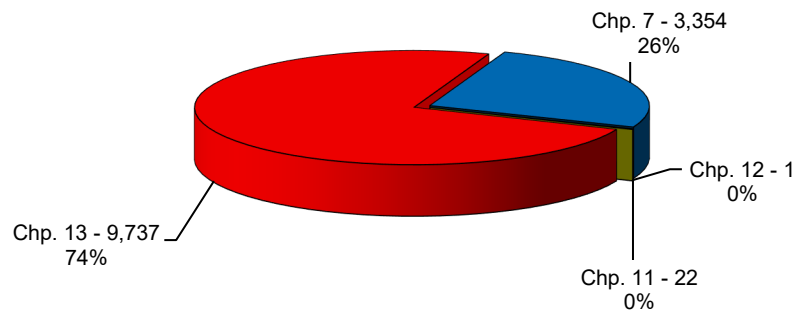
**Bankruptcy Case Filings
Oct 1, 2020 thru Sep 30, 2021**



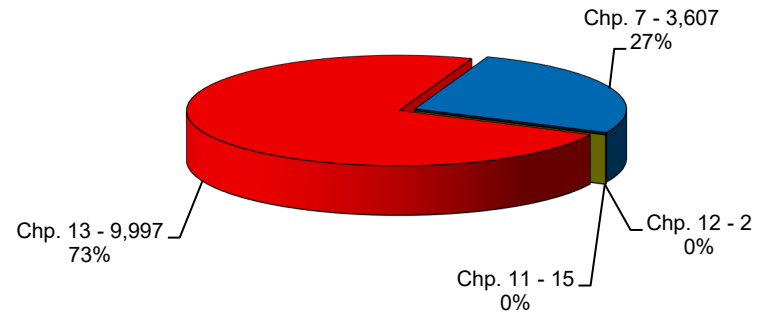
**Bankruptcy Case Filings
Oct 1, 2019 thru Sep 30, 2020**



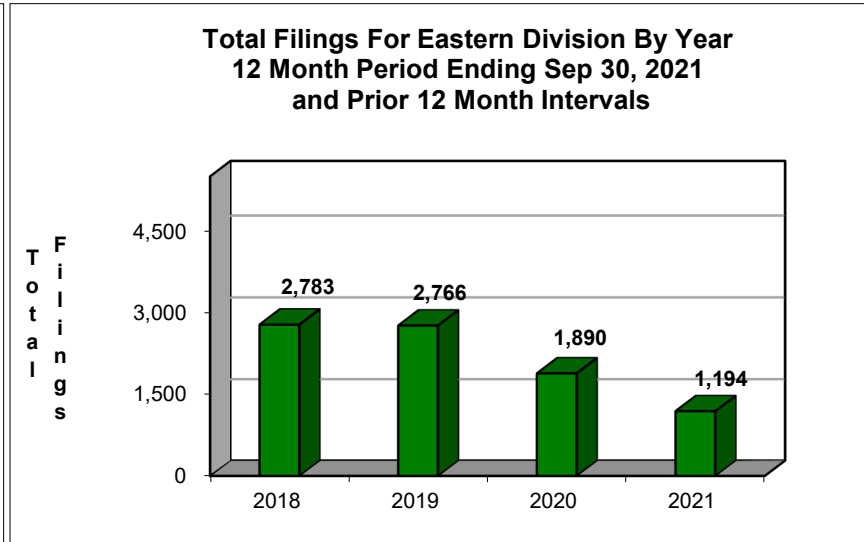
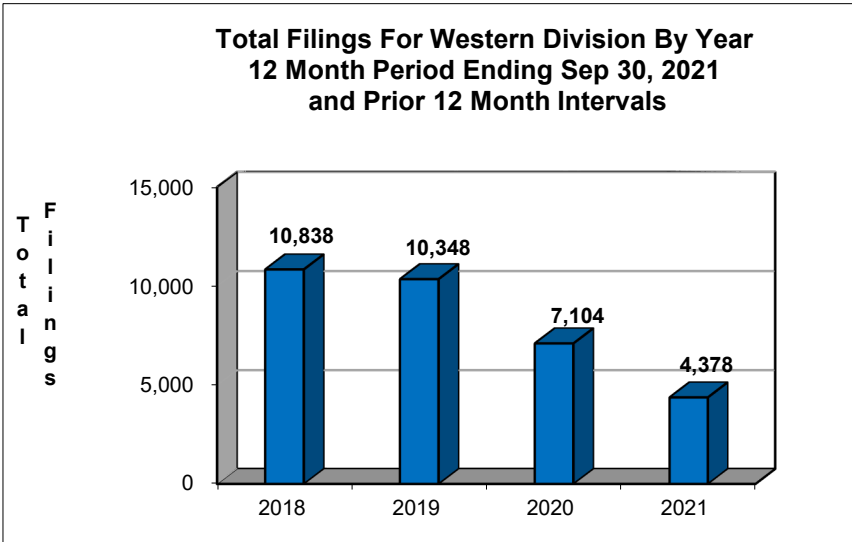
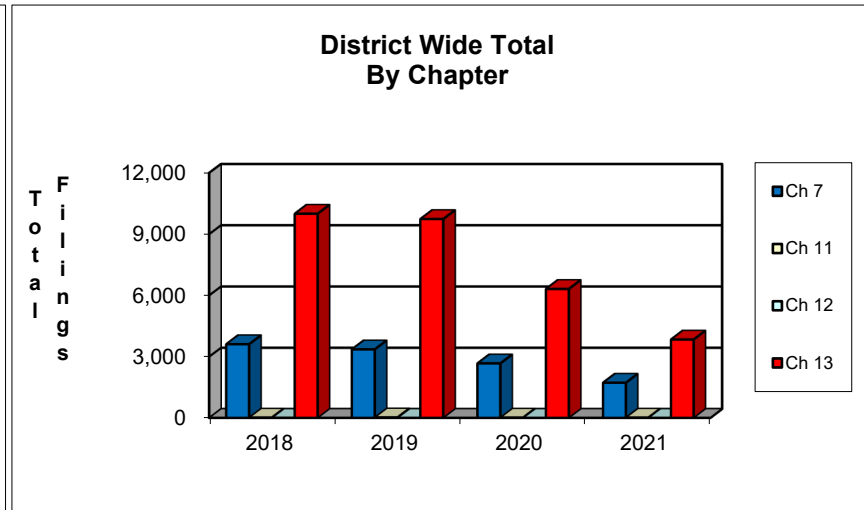
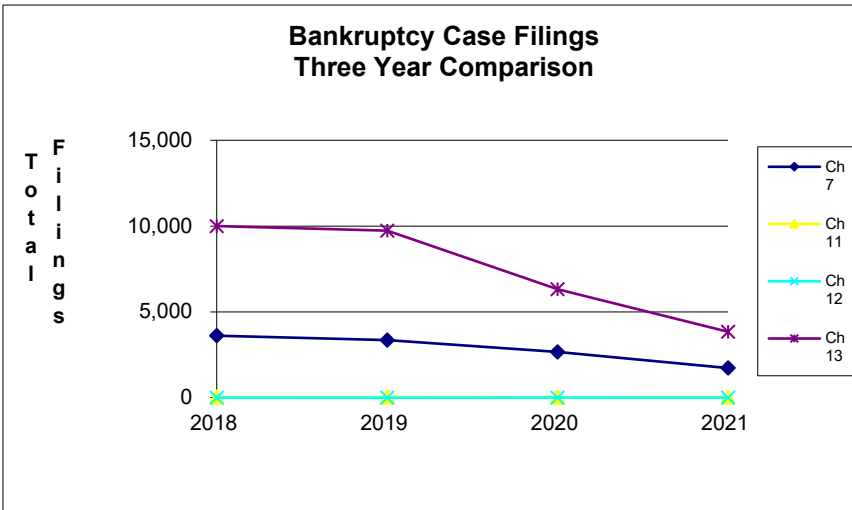
**Bankruptcy Case Filings
Oct 1, 2018 thru Sep 30, 2019**



**Bankruptcy Case Filings
Oct 1, 2017 thru Sep 30, 2018**



United States Bankruptcy Court Western District of Tennessee



NOTE: Data For Each Year was Calculated Beginning Sep 30, 2021 and Extending Backwards Twelve Months

**Bankruptcy Yearly Case Filings
Western District of Tennessee**

