

UNITED STATES BANKRUPTCY COURT
Western District of Tennessee
PETITIONS FILED FOR TWELVE MONTH PERIODS
BY DIVISIONS

Apr 1, 2021 - Mar 31, 2022			
	Memphis	Jackson	Totals
Chapter 7	1,125	385	1,510
Chapter 11	10	4	14
Chapter 12	0	0	0
Chapter 13	3,289	788	4,077
Totals:	4,424	1,177	5,601

Apr 1, 2020 - Mar 31, 2021			
	Memphis	Jackson	Totals
Chapter 7	1,476	543	2,019
Chapter 11	8	6	14
Chapter 12	0	0	0
Chapter 13	3,072	724	3,796
Totals:	4,556	1,273	5,829

Apr 1, 2019 - Mar 31, 2020			
	Memphis	Jackson	Totals
Chapter 7	2,431	871	3,302
Chapter 11	16	7	23
Chapter 12	0	0	0
Chapter 13	7,516	1,782	9,298
Totals:	9,963	2,660	12,623

Apr 1, 2018 - Mar 31, 2019			
	Memphis	Jackson	Totals
Chapter 7	2,590	889	3,479
Chapter 11	13	3	16
Chapter 12	0	2	2
Chapter 13	7,937	1,946	9,883
Totals:	10,540	2,840	13,380

2022 Over 2021			
	Memphis	Jackson	Total %
Chapter 7	(351)	(158)	-25.21%
Chapter 11	2	(2)	0.00%
Chapter 12	0	0	0.00%
Chapter 13	217	64	7.40%
Totals:	(132)	(96)	-3.91%

2022 Over 2021		
	Jackson	Total %
Chapter 7	(158)	-29.10%
Chapter 11	(2)	-33.33%
Chapter 12	0	0.00%
Chapter 13	64	8.84%
Totals:	(96)	-7.54%

% of Filings by Chap. By Div. Chapter % of			
	Memphis	Jackson	Total Filings
Chapter 7	75%	25%	27%
Chapter 11	71%	29%	0%
Chapter 12	0%	0%	0%
Chapter 13	81%	19%	73%
Totals:	79%	21%	100%

% of Filings by Chap. By Div. Chapter % of			
	Memphis	Jackson	Total Filings
Chapter 7	73%	27%	35%
Chapter 11	57%	43%	0%
Chapter 12	0%	0%	0%
Chapter 13	81%	19%	65%
Totals:	78%	22%	100%

% of Filings by Chap. By Div. Chapter % of			
	Memphis	Jackson	Total Filings
Chapter 7	74%	26%	26%
Chapter 11	70%	30%	0%
Chapter 12	0%	0%	0%
Chapter 13	81%	19%	74%
Totals:	79%	21%	100%

% of Filings by Chap. By Div. Chapter % of			
	Memphis	Jackson	Total Filings
Chapter 7	74%	26%	26%
Chapter 11	81%	19%	0%
Chapter 12	0%	100%	0%
Chapter 13	80%	20%	74%
Totals:	79%	21%	100%

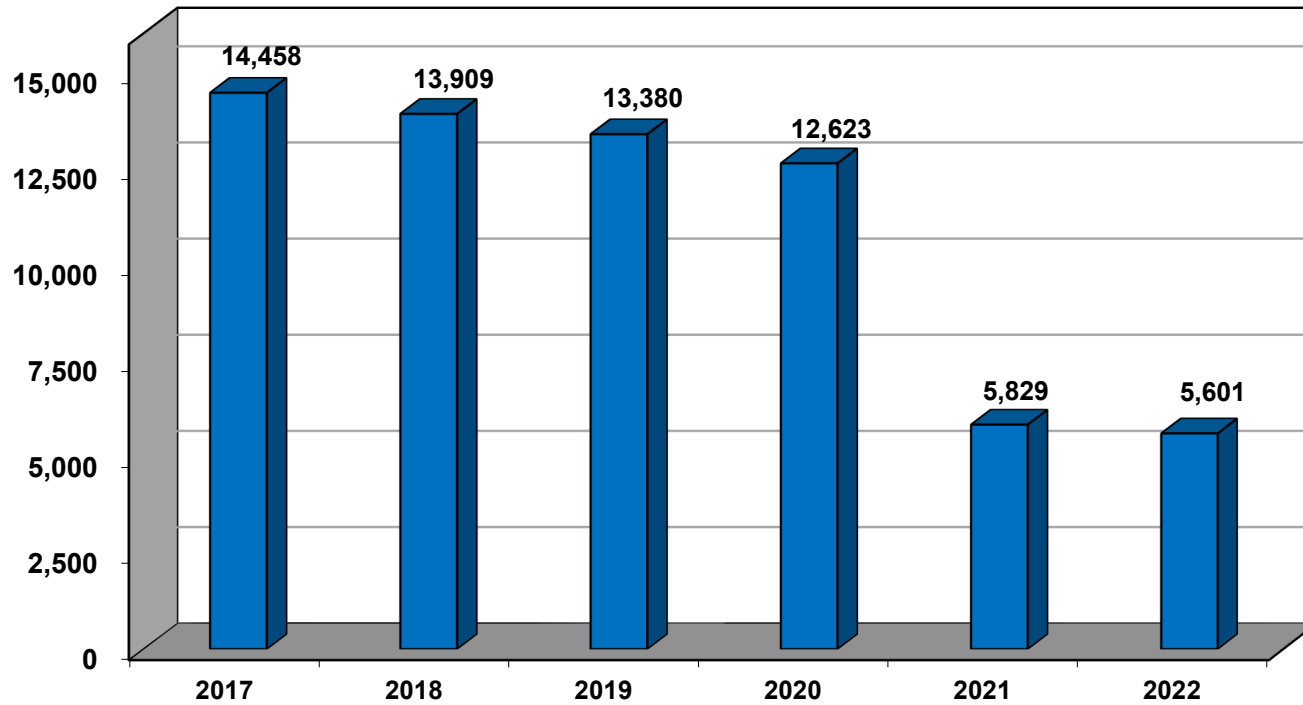
Overall Change
2022 Over 2021
(Both Divisions)

-3.91%

2022 Over 2021		
	Memphis	Total %
Chapter 7	(351)	-23.78%
Chapter 11	2	25.00%
Chapter 12	0	0.00%
Chapter 13	217	7.06%
Totals:	(132)	-2.90%

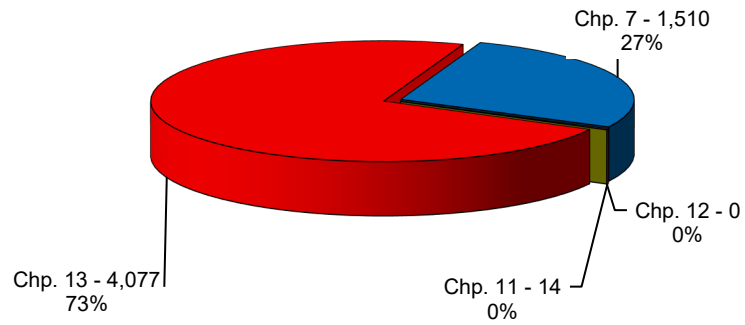
Calculation of percentages are rounded to two places. .745 would be shown as .75 or 75%, and .744 would be displayed as .74 or 74%.

**Total Filings For Western District By Year
12 Month Period Ending Mar 31, 2022
and Prior 12 Month Intervals**

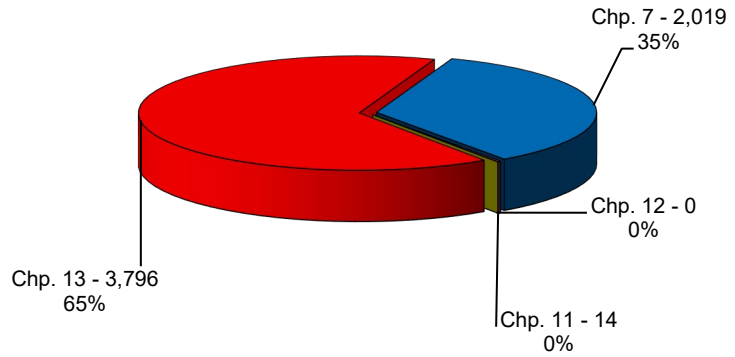


**United States Bankruptcy Court
Western District of Tennessee**

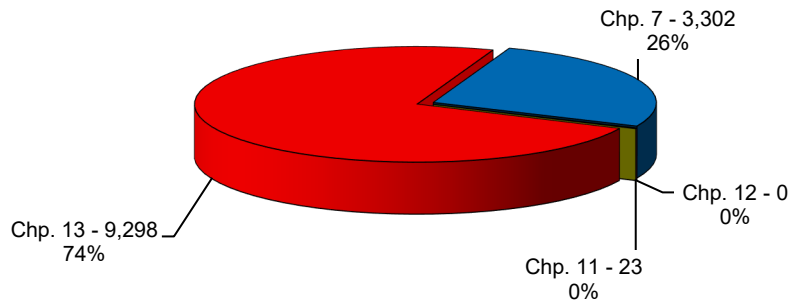
**Bankruptcy Case Filings
Apr 1, 2021 thru Mar 31, 2022**



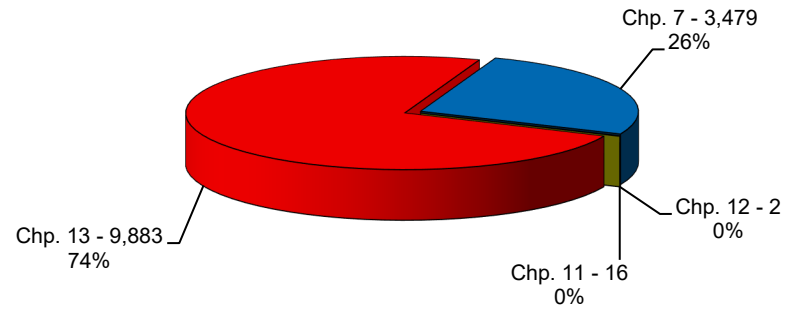
**Bankruptcy Case Filings
Apr 1, 2020 thru Mar 31, 2021**



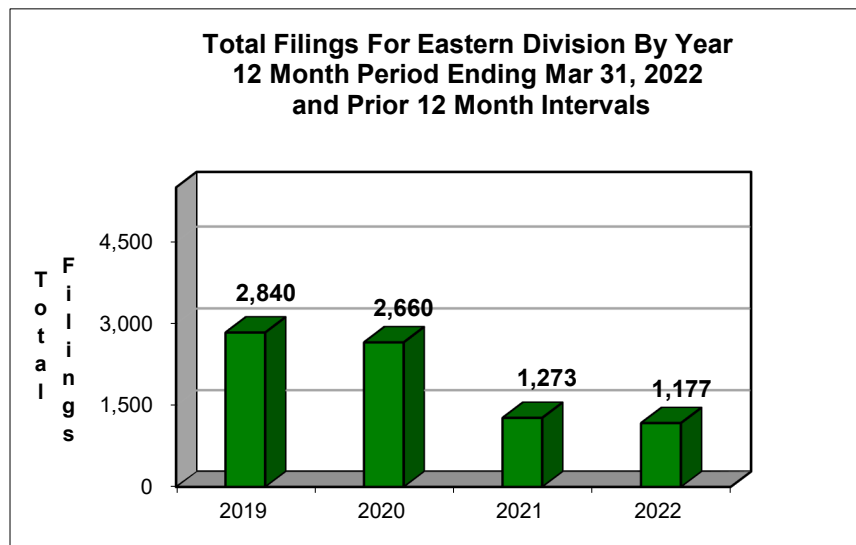
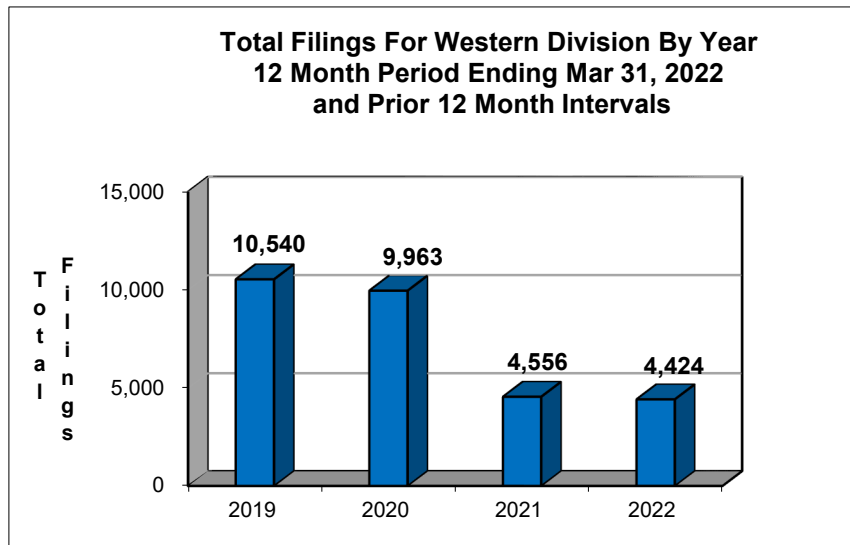
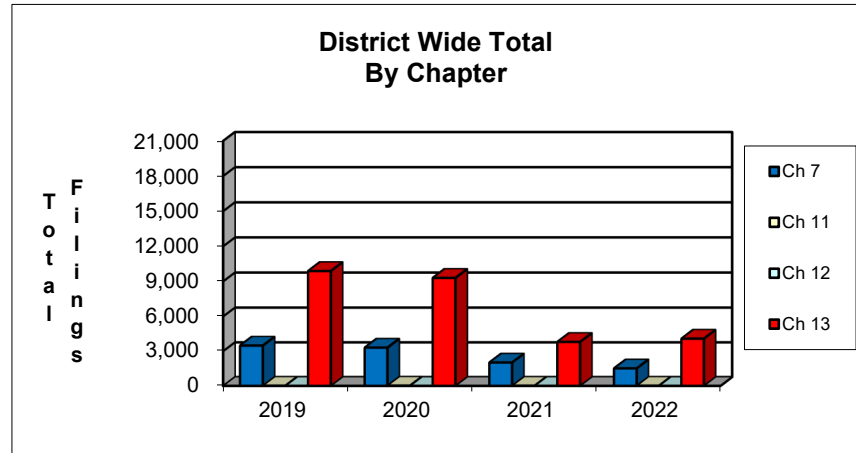
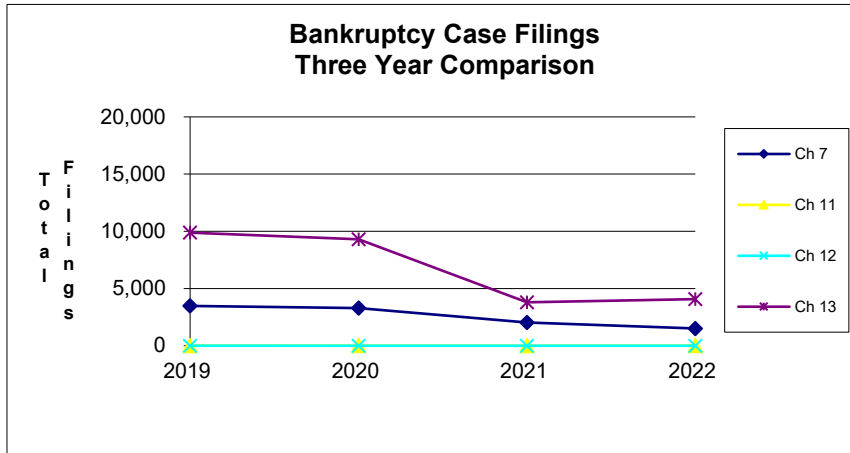
**Bankruptcy Case Filings
Apr 1, 2019 thru Mar 31, 2020**



**Bankruptcy Case Filings
Apr 1, 2018 thru Mar 31, 2019**



United States Bankruptcy Court Western District of Tennessee



NOTE: Data For Each Year was Calculated Beginning Mar 31, 2022 And Extending Backwards Twelve Months

**Bankruptcy Yearly Case Filings
Western District of Tennessee**

