

UNITED STATES BANKRUPTCY COURT
Western District of Tennessee
PETITIONS FILED FOR TWELVE MONTH PERIODS
BY DIVISIONS

Jan 1, 2015 - Dec 31, 2015			
	Memphis	Jackson	Totals
Chapter 7	2,710	931	3,641
Chapter 11	15	2	17
Chapter 12	0	0	0
Chapter 13	9,592	2,115	11,707
Totals:	12,317	3,048	15,365

Jan 1, 2014 - Dec 31, 2014			
	Memphis	Jackson	Totals
Chapter 7	3,160	1,042	4,202
Chapter 11	22	5	27
Chapter 12	0	0	0
Chapter 13	9,846	2,309	12,155
Totals:	13,028	3,356	16,384

Jan 1, 2013 - Dec 31, 2013			
	Memphis	Jackson	Totals
Chapter 7	3,762	1,154	4,916
Chapter 11	38	13	51
Chapter 12	0	0	0
Chapter 13	10,178	2,228	12,406
Totals:	13,978	3,395	17,373

Jan 1, 2012 - Dec 31, 2012			
	Memphis	Jackson	Totals
Chapter 7	3,860	1,339	5,199
Chapter 11	39	10	49
Chapter 12	1	0	1
Chapter 13	9,994	2,246	12,240
Totals:	13,894	3,595	17,489

2015 Over 2014			
	Memphis	Jackson	Total %
Chapter 7	(450)	(111)	-13.35%
Chapter 11	(7)	(3)	-37.04%
Chapter 12	0	0	0.00%
Chapter 13	(254)	(194)	-3.69%
Totals:	(711)	(308)	-6.22%

2015 Over 2014		
	Jackson	Total %
Chapter 7	(111)	-10.65%
Chapter 11	(3)	-60.00%
Chapter 12	0	0.00%
Chapter 13	(194)	-8.40%
Totals:	(308)	-9.18%

% of Filings by Chap. By Div. Chapter % of			
	Memphis	Jackson	Total Filings
Chapter 7	74%	26%	24%
Chapter 11	88%	12%	0%
Chapter 12	0%	0%	0%
Chapter 13	82%	18%	76%
Totals:	80%	20%	100%

% of Filings by Chap. By Div. Chapter % of			
	Memphis	Jackson	Total Filings
Chapter 7	75%	25%	26%
Chapter 11	81%	19%	0%
Chapter 12	0%	0%	0%
Chapter 13	81%	19%	74%
Totals:	80%	20%	100%

% of Filings by Chap. By Div. Chapter % of			
	Memphis	Jackson	Total Filings
Chapter 7	77%	23%	28%
Chapter 11	75%	25%	0%
Chapter 12	0%	0%	0%
Chapter 13	82%	18%	71%
Totals:	80%	20%	100%

% of Filings by Chap. By Div. Chapter % of			
	Memphis	Jackson	Total Filings
Chapter 7	74%	26%	30%
Chapter 11	80%	20%	0%
Chapter 12	100%	0%	0%
Chapter 13	82%	18%	70%
Totals:	79%	21%	100%

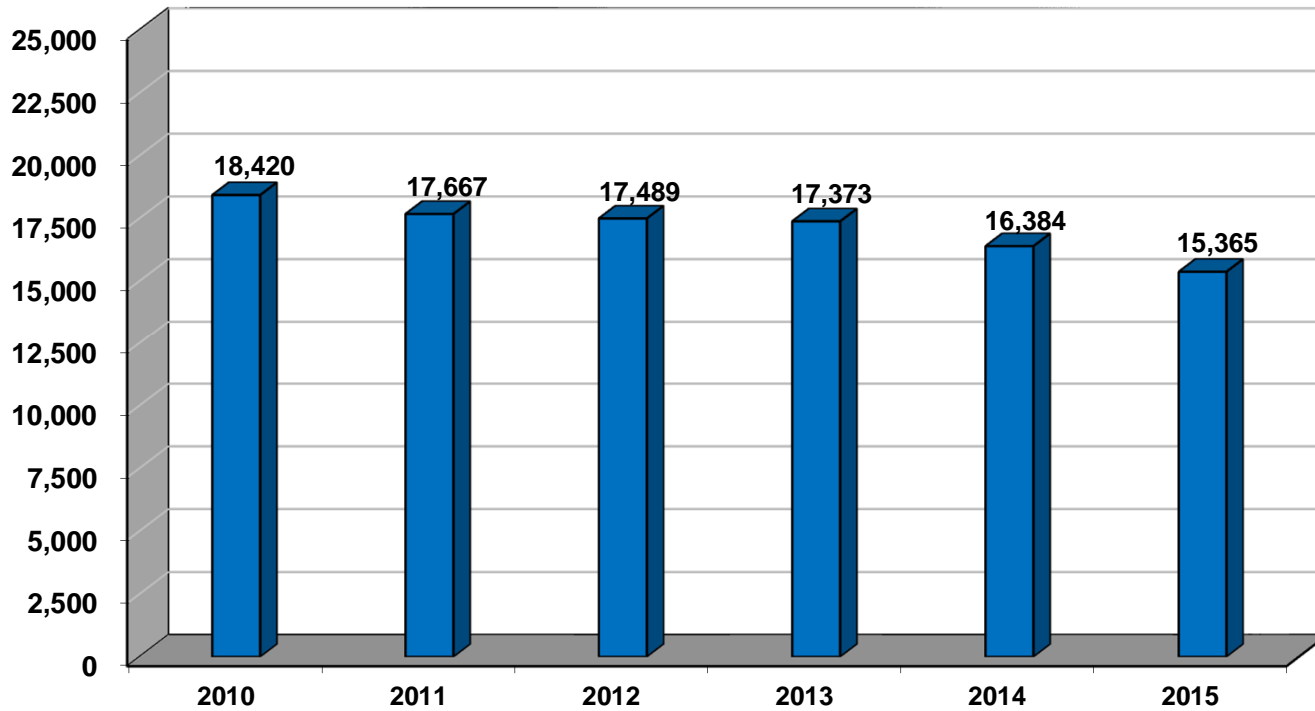
Overall Change
2015 Over 2014
(Both Divisions)

-6.22%

2015 Over 2014		
	Memphis	Total %
Chapter 7	(450)	-14.24%
Chapter 11	(7)	-31.82%
Chapter 12	0	0.00%
Chapter 13	(254)	-2.58%
Totals:	(711)	-5.46%

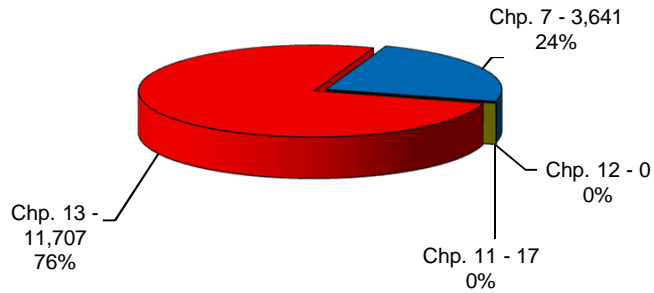
Calculation of percentages are rounded to two places. .745 would be shown as .75 or 75%, and .744 would be displayed as .74 or 74%.

**Total Filings For Western District By Year
12 Month Period Ending Dec 31, 2015
and Prior 12 Month Intervals**

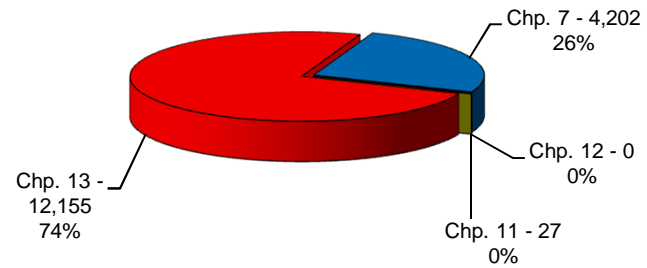


**United States Bankruptcy Court
Western District of Tennessee**

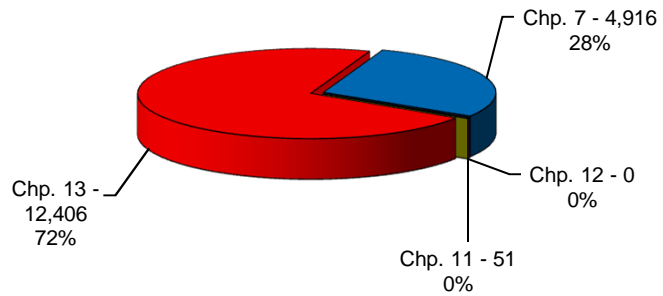
**Bankruptcy Case Filings
Jan 01, 2015 thru Dec 31, 2015**



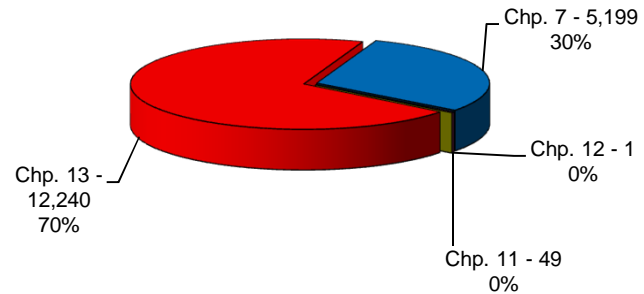
**Bankruptcy Case Filings
Jan 01, 2014 thru Dec 31, 2014**



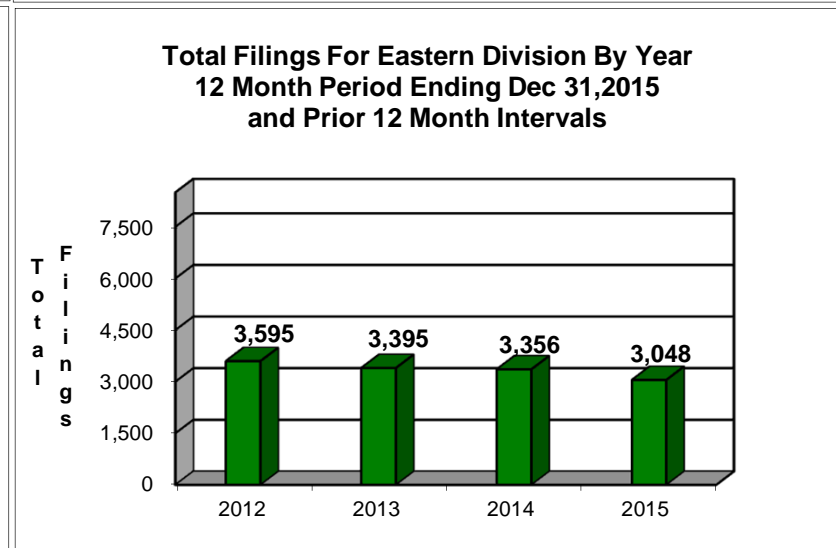
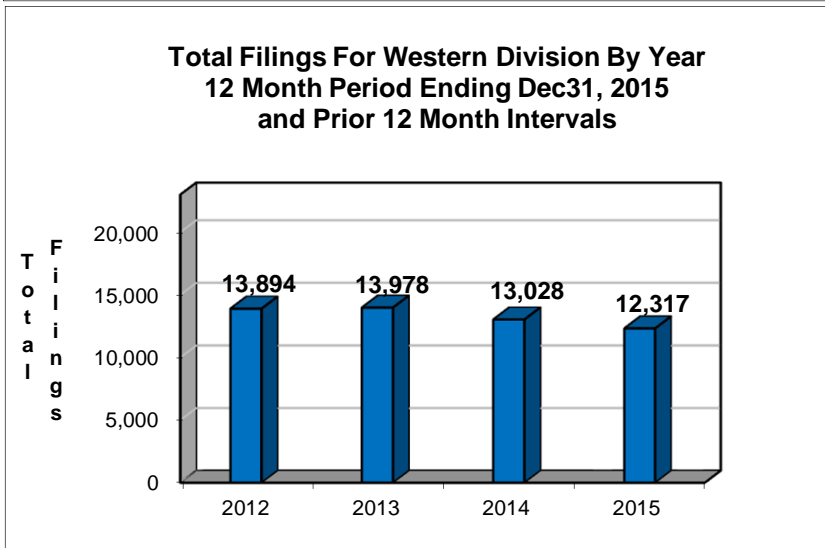
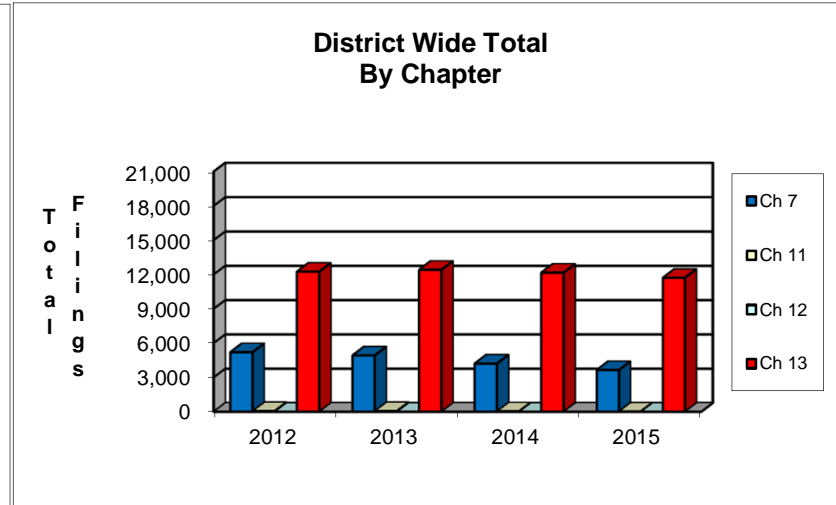
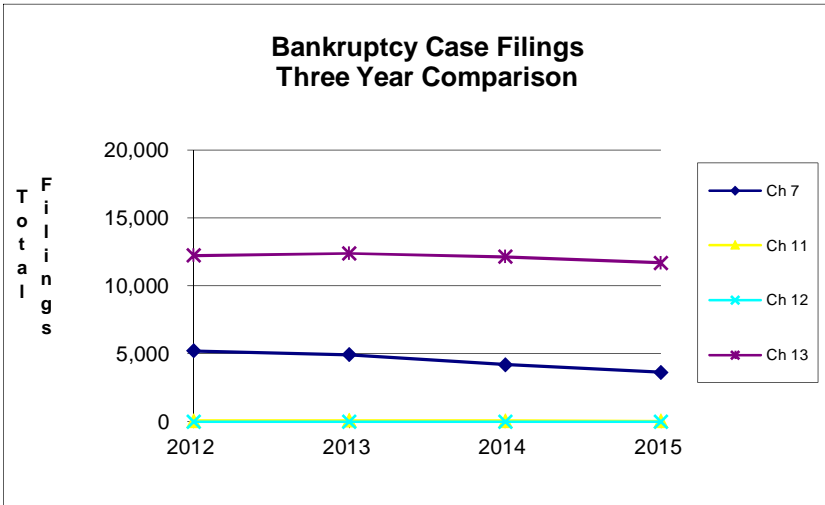
**Bankruptcy Case Filings
Jan 01, 2013 thru Dec 31, 2013**



**Bankruptcy Case Filings
Jan 01, 2012 thru Dec 31, 2012**



United States Bankruptcy Court Western District of Tennessee



NOTE: Data For Each Year was Calculated Beginning Dec 31, 2015 And Extending Backwards Twelve Months

**Bankruptcy Yearly Case Filings
Western District of Tennessee**

