

**UNITED STATES BANKRUPTCY COURT
Western District of Tennessee
PETITIONS FILED FOR TWELVE MONTH PERIODS
BY DIVISIONS**

Jan 1, 2014 - Dec 31, 2014			
	Memphis	Jackson	Totals
Chapter 7	2,992	994	3,986
Chapter 11	25	5	30
Chapter 12	0	0	0
Chapter 13	10,011	2,356	12,367
Totals:	13,028	3,355	16,383

Jan 1, 2013 - Dec 31, 2013			
	Memphis	Jackson	Totals
Chapter 7	3,672	1,134	4,806
Chapter 11	38	13	51
Chapter 12	0	0	0
Chapter 13	10,268	2,248	12,516
Totals:	13,978	3,395	17,373

Jan 1, 2012 - Dec 31, 2012			
	Memphis	Jackson	Totals
Chapter 7	3,798	1,312	5,110
Chapter 11	39	10	49
Chapter 12	1	0	1
Chapter 13	10,056	2,273	12,329
Totals:	13,894	3,595	17,489

Jan 1, 2011 - Dec 31, 2011			
	Memphis	Jackson	Totals
Chapter 7	4,113	1,469	5,582
Chapter 11	37	8	45
Chapter 12	1	1	2
Chapter 13	9,664	2,374	12,038
Totals:	13,815	3,852	17,667

2014 Over 2013			
	Memphis	Jackson	Total %
Chapter 7	(680)	(140)	-17.06%
Chapter 11	(13)	(8)	-41.18%
Chapter 12	0	0	0.00%
Chapter 13	(257)	108	-1.19%
Totals:	(950)	(40)	-5.70%

2014 Over 2013		
	Jackson	Total %
Chapter 7	(140)	-12.35%
Chapter 11	(8)	-61.54%
Chapter 12	0	0.00%
Chapter 13	108	4.80%
Totals:	(40)	-1.18%

% of Filings by Chap. By Div. Chapter % of			
	Memphis	Jackson	Total Filings
Chapter 7	75%	25%	24%
Chapter 11	83%	17%	0%
Chapter 12	0%	0%	0%
Chapter 13	81%	19%	75%
Totals:	80%	20%	100%

% of Filings by Chap. By Div. Chapter % of			
	Memphis	Jackson	Total Filings
Chapter 7	76%	24%	28%
Chapter 11	75%	25%	0%
Chapter 12	0%	0%	0%
Chapter 13	82%	18%	72%
Totals:	80%	20%	100%

% of Filings by Chap. By Div. Chapter % of			
	Memphis	Jackson	Total Filings
Chapter 7	74%	26%	29%
Chapter 11	80%	20%	0%
Chapter 12	100%	0%	0%
Chapter 13	82%	18%	70%
Totals:	79%	21%	100%

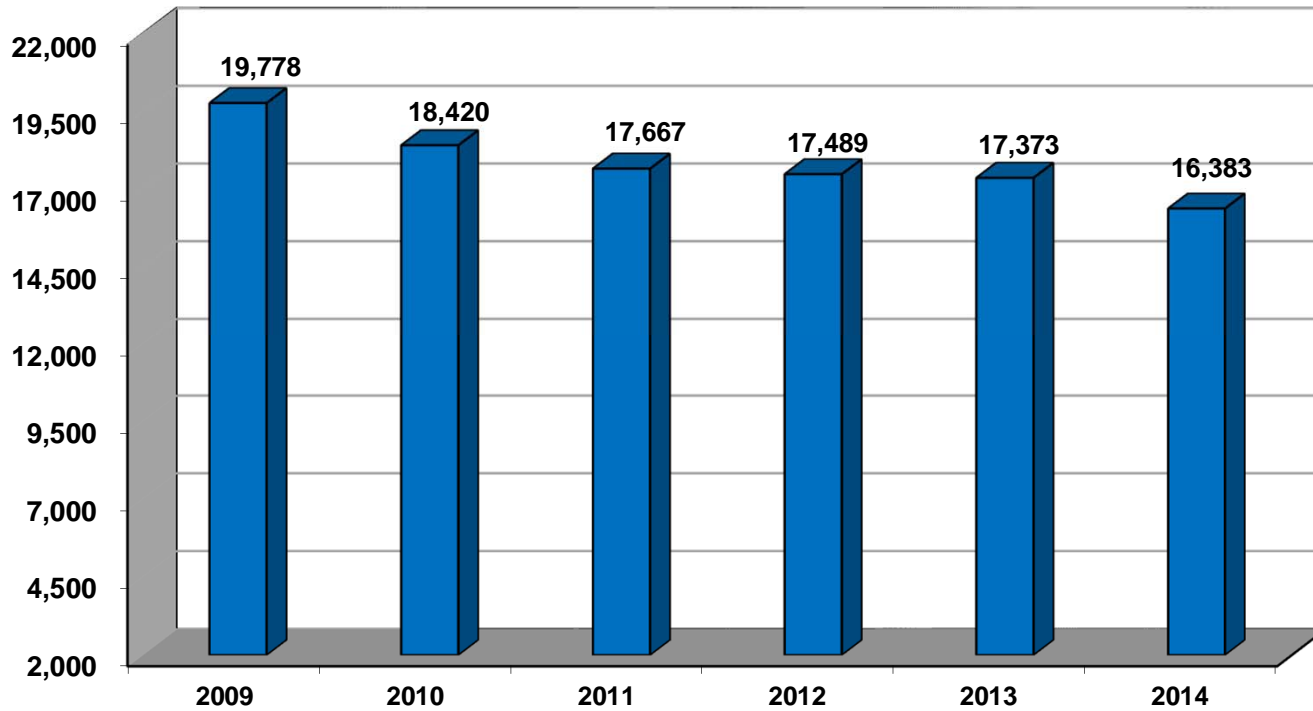
% of Filings by Chap. By Div. Chapter % of			
	Memphis	Jackson	Total Filings
Chapter 7	74%	26%	32%
Chapter 11	82%	18%	0%
Chapter 12	50%	50%	0%
Chapter 13	80%	20%	68%
Totals:	78%	22%	100%

<p>Overall Change 2014 Over 2013 (Both Divisions)</p> <p>-5.70%</p>

2014 Over 2013		
	Memphis	Total %
Chapter 7	(680)	-18.52%
Chapter 11	(13)	-34.21%
Chapter 12	0	0.00%
Chapter 13	(257)	-2.50%
Totals:	(950)	-6.80%

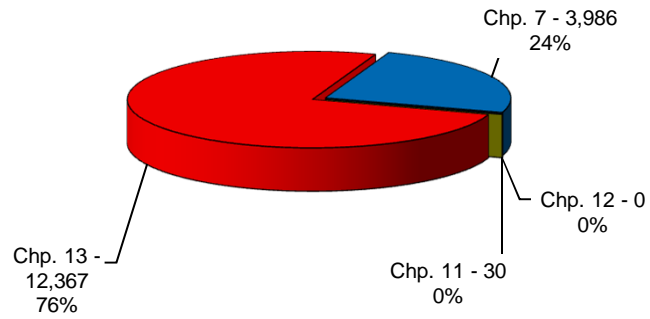
Calculation of percentages are rounded to two places. .745 would be shown as .75 or 75%, and .744 would be displayed as .74 or 74%.

**Total Filings For Western District By Year
12 Month Period Ending Dec 31, 2014
and Prior 12 Month Intervals**

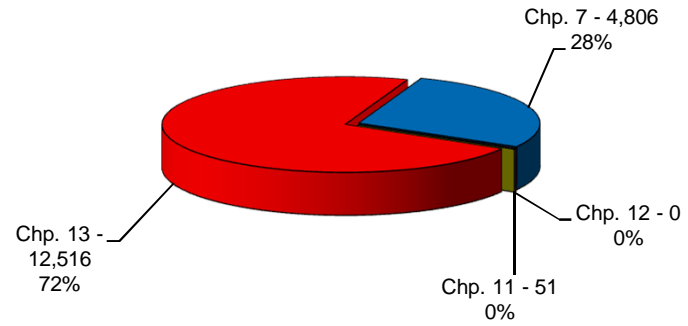


**United States Bankruptcy Court
Western District of Tennessee**

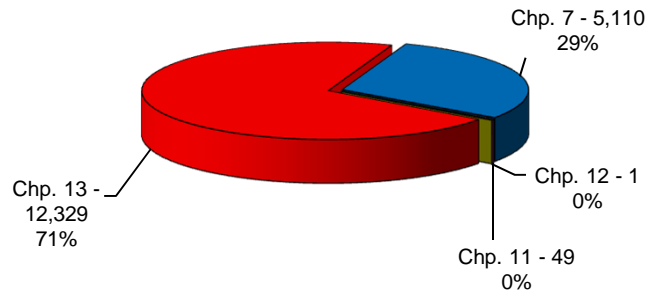
**Bankruptcy Case Filings
Jan 1, 2014 thru Dec 31, 2014**



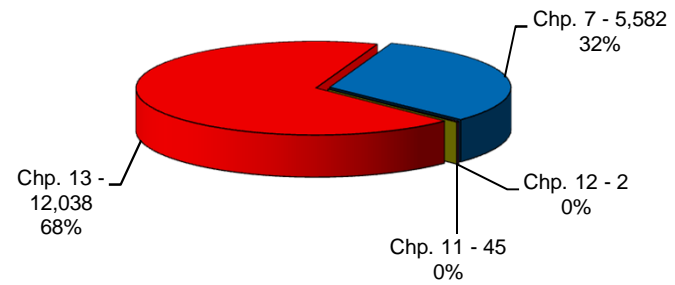
**Bankruptcy Case Filings
Jan 1, 2013 thru Dec 31, 2013**



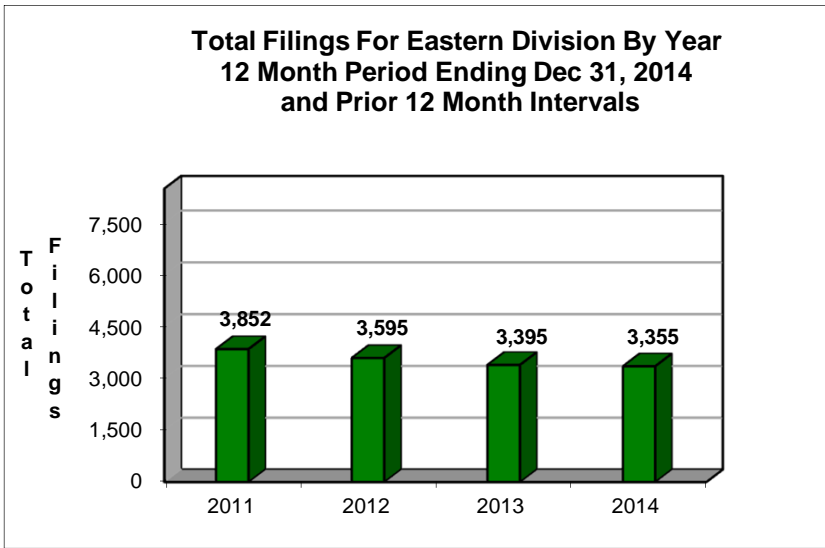
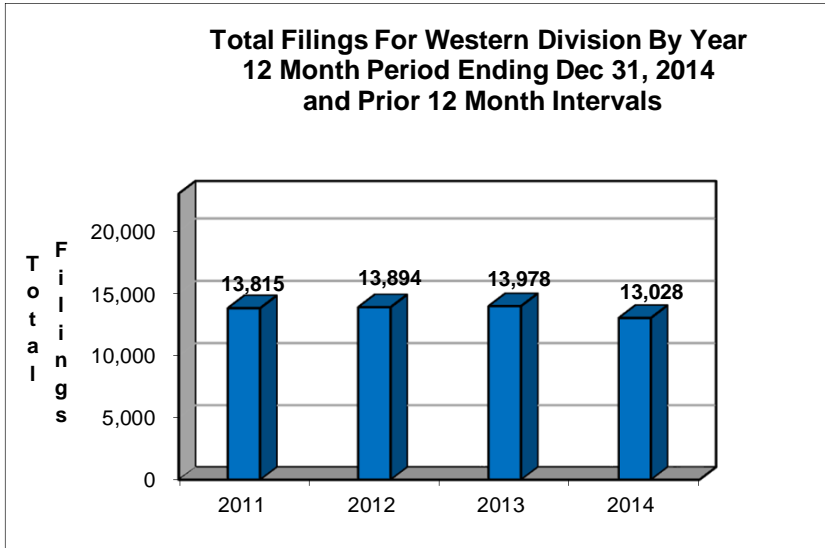
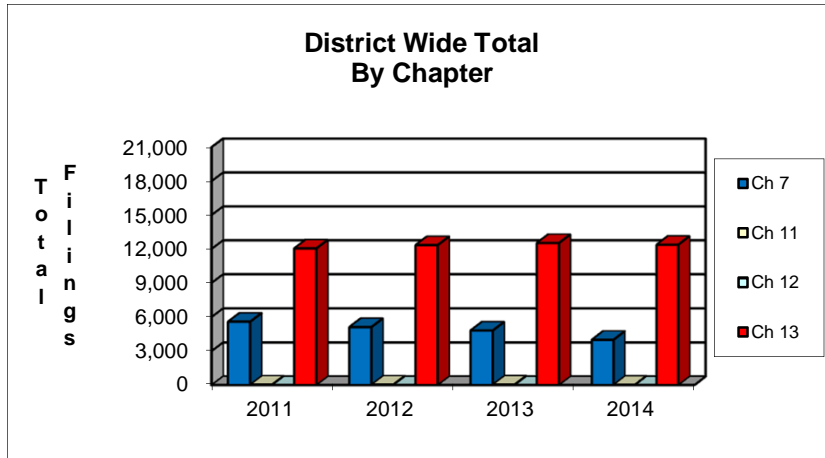
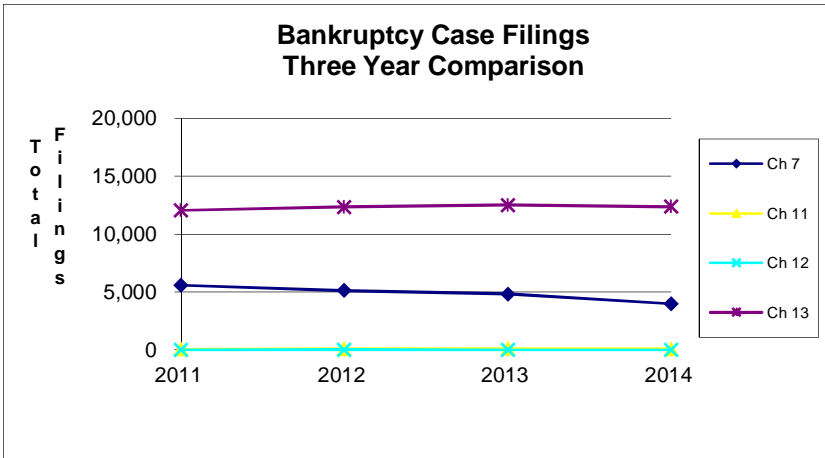
**Bankruptcy Case Filings
Jan 1, 2012 thru Dec 31, 2012**



**Bankruptcy Case Filings
Jan 1, 2011 thru Dec 31, 2011**



**United States Bankruptcy Court
Western District of Tennessee**



NOTE: Data For Each Year was Calculated Beginning Dec 31, 2014 And Extending Backwards Twelve Months

**Bankruptcy Yearly Case Filings
Western District of Tennessee**

