

**UNITED STATES BANKRUPTCY COURT**  
**Western District of Tennessee**  
**PETITIONS FILED FOR TWELVE MONTH PERIODS**  
**BY DIVISIONS**

<b>Jan 1, 2013 - Dec 31, 2013</b>			
	<b>Memphis</b>	<b>Jackson</b>	<b>Totals</b>
Chapter 7	3,517	1,093	4,610
Chapter 11	41	15	56
Chapter 12	0	0	0
Chapter 13	10,420	2,287	12,707
<b>Totals:</b>	<b>13,978</b>	<b>3,395</b>	<b>17,373</b>

<b>Jan 1, 2012 - Dec 31, 2012</b>			
	<b>Memphis</b>	<b>Jackson</b>	<b>Totals</b>
Chapter 7	3,698	1,277	4,975
Chapter 11	40	10	50
Chapter 12	1	0	1
Chapter 13	10,155	2,308	12,463
<b>Totals:</b>	<b>13,894</b>	<b>3,595</b>	<b>17,489</b>

<b>Jan 1, 2011 - Dec 31, 2011</b>			
	<b>Memphis</b>	<b>Jackson</b>	<b>Totals</b>
Chapter 7	4,038	1,449	5,487
Chapter 11	37	8	45
Chapter 12	1	1	2
Chapter 13	9,739	2,394	12,133
<b>Totals:</b>	<b>13,815</b>	<b>3,852</b>	<b>17,667</b>

<b>Jan 1, 2010 - Dec 31, 2010</b>			
	<b>Memphis</b>	<b>Jackson</b>	<b>Totals</b>
Chapter 7	4,503	1,734	6,237
Chapter 11	49	11	60
Chapter 12	0	0	0
Chapter 13	9,594	2,529	12,123
<b>Totals:</b>	<b>14,146</b>	<b>4,274</b>	<b>18,420</b>

<b>2013 Over 2012</b>			
	<b>Memphis</b>	<b>Jackson</b>	<b>Total %</b>
Chapter 7	(181)	(184)	-7.34%
Chapter 11	1	5	12.00%
Chapter 12	(1)	0	-100.00%
Chapter 13	265	(21)	1.96%
<b>Totals:</b>	<b>84</b>	<b>(200)</b>	<b>-0.66%</b>

<b>2013 Over 2012</b>		
	<b>Jackson</b>	<b>Total %</b>
Chapter 7	(184)	-14.41%
Chapter 11	5	50.00%
Chapter 12	0	0.00%
Chapter 13	(21)	-0.91%
<b>Totals:</b>	<b>(200)</b>	<b>-5.56%</b>

<b>% of Filings by Chap. By Div. Chapter % of</b>			
	<b>Memphis</b>	<b>Jackson</b>	<b>Total Filings</b>
Chapter 7	76%	24%	27%
Chapter 11	73%	27%	0%
Chapter 12	0%	0%	0%
Chapter 13	82%	18%	73%
<b>Totals:</b>	<b>80%</b>	<b>20%</b>	<b>100%</b>

<b>% of Filings by Chap. By Div. Chapter % of</b>			
	<b>Memphis</b>	<b>Jackson</b>	<b>Total Filings</b>
Chapter 7	74%	26%	28%
Chapter 11	80%	20%	0%
Chapter 12	100%	0%	0%
Chapter 13	81%	19%	71%
<b>Totals:</b>	<b>79%</b>	<b>21%</b>	<b>100%</b>

<b>% of Filings by Chap. By Div. Chapter % of</b>			
	<b>Memphis</b>	<b>Jackson</b>	<b>Total Filings</b>
Chapter 7	74%	26%	31%
Chapter 11	82%	18%	0%
Chapter 12	50%	50%	0%
Chapter 13	80%	20%	69%
<b>Totals:</b>	<b>78%</b>	<b>22%</b>	<b>100%</b>

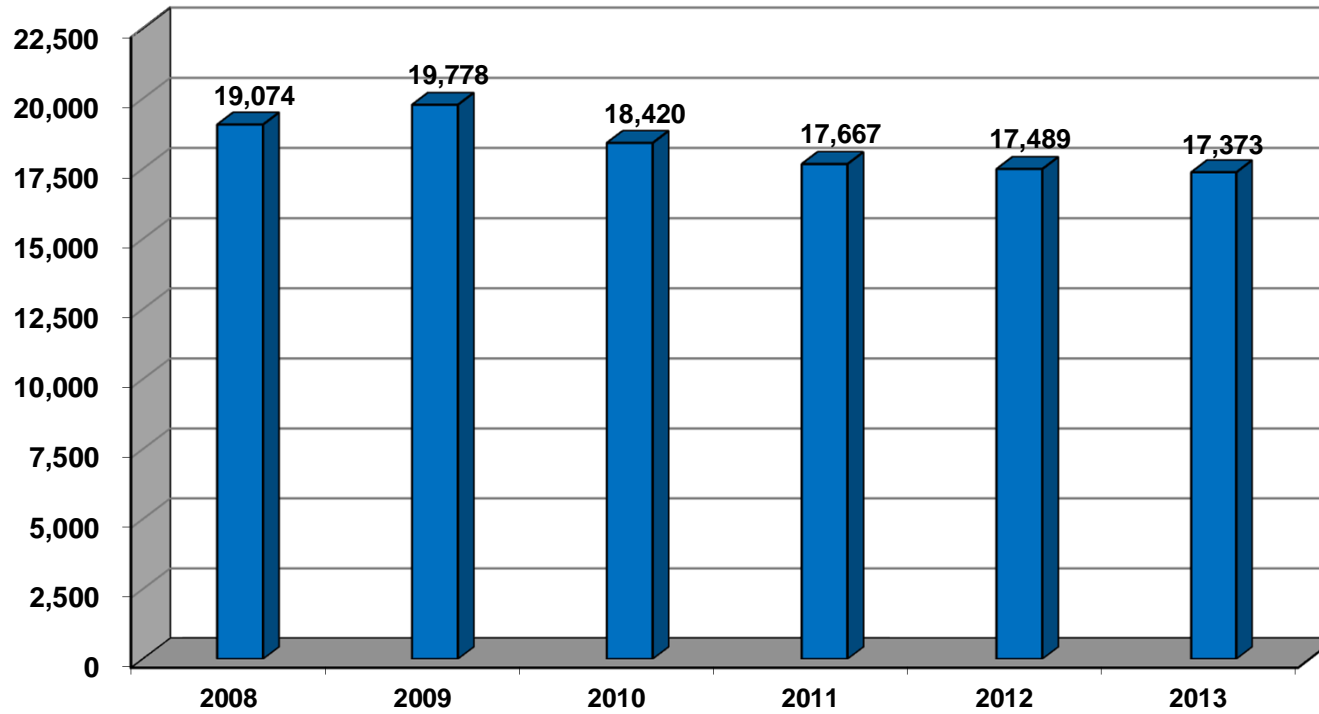
<b>% of Filings by Chap. By Div. Chapter % of</b>			
	<b>Memphis</b>	<b>Jackson</b>	<b>Total Filings</b>
Chapter 7	72%	28%	34%
Chapter 11	82%	18%	0%
Chapter 12	0%	0%	0%
Chapter 13	79%	21%	66%
<b>Totals:</b>	<b>77%</b>	<b>23%</b>	<b>100%</b>

<p><b>Overall Change</b>  <b>2013 Over 2012</b>  <b>(Both Divisions)</b></p> <p><b>-0.66%</b></p>
---

<b>2013 Over 2012</b>		
	<b>Memphis</b>	<b>Total %</b>
Chapter 7	(181)	-4.89%
Chapter 11	1	2.50%
Chapter 12	(1)	-100.00%
Chapter 13	265	2.61%
<b>Totals:</b>	<b>84</b>	<b>0.60%</b>

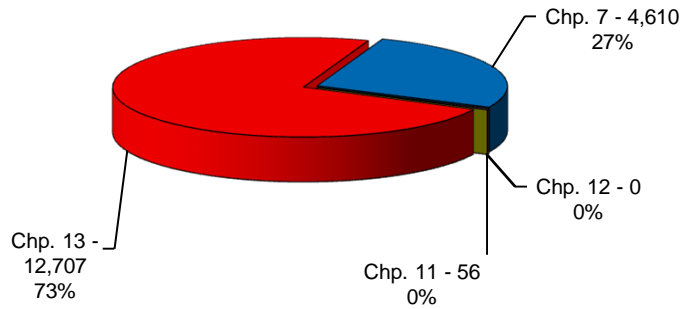
*Calculation of percentages are rounded to two places. .745 would be shown as .75 or 75%, and .744 would be displayed as .74 or 74%.*

**Total Filings For Western District By Year  
12 Month Period Ending Dec 31, 2013  
and Prior 12 Month Intervals**

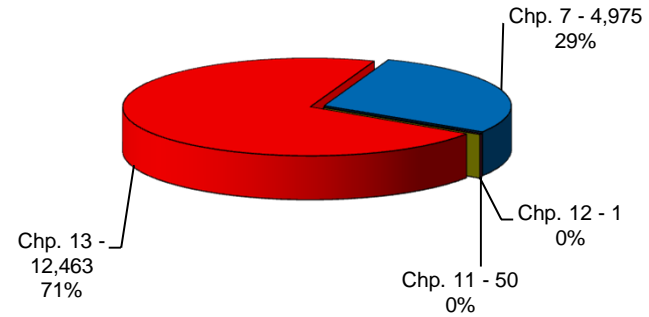


**United States Bankruptcy Court  
Western District of Tennessee**

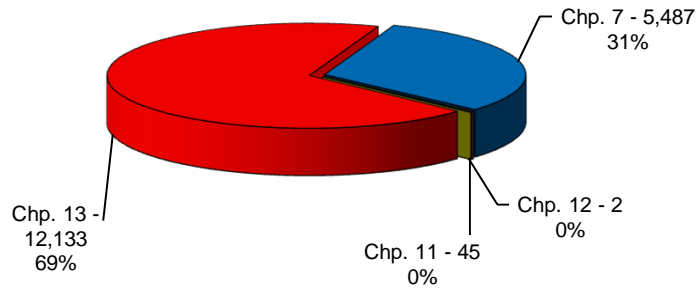
**Bankruptcy Case Filings  
Jan 01, 2013 thru Dec 31, 2013**



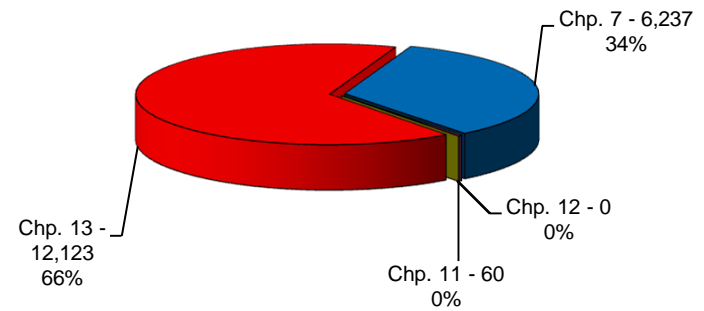
**Bankruptcy Case Filings  
Jan 01, 2012 thru Dec 31, 2012**



**Bankruptcy Case Filings  
Jan 01, 2011 thru Dec 31, 2011**

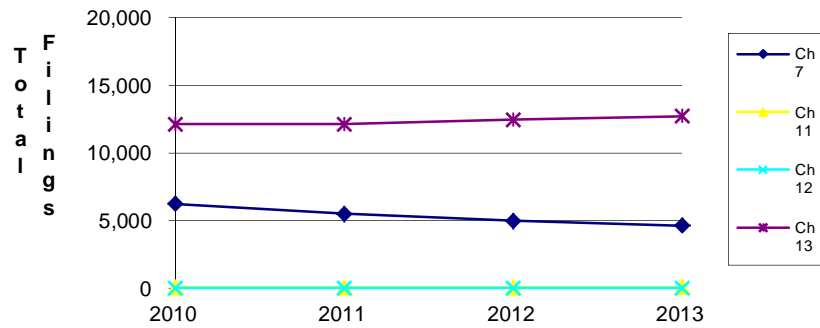


**Bankruptcy Case Filings  
Jan 01, 2010 thru Dec 31, 2010**

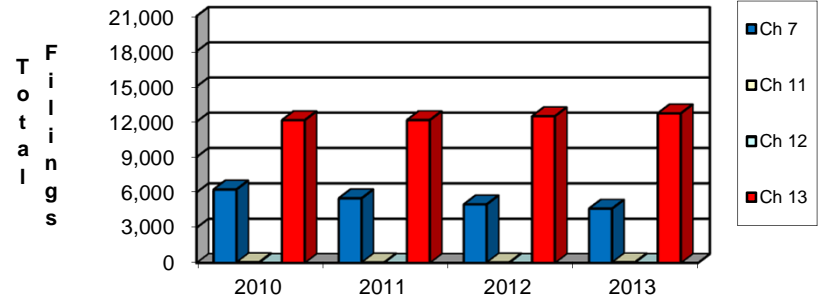


## United States Bankruptcy Court Western District of Tennessee

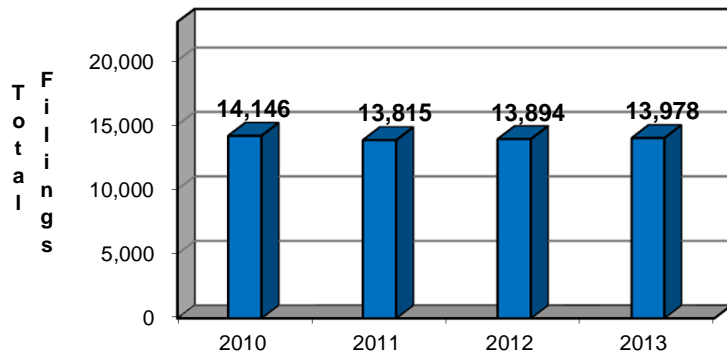
### Bankruptcy Case Filings Three Year Comparison



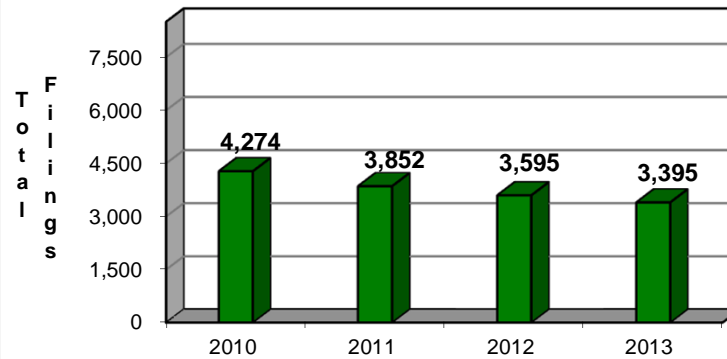
### District Wide Total By Chapter



### Total Filings For Western Division By Year 12 Month Period Ending Dec 31, 2013 and Prior 12 Month Intervals



### Total Filings For Eastern Division By Year 12 Month Period Ending Dec 31, 2013 and Prior 12 Month Intervals



**NOTE: Data For Each Year was Calculated Beginning Dec 31, 2013 And Extending Backwards Twelve Months**

**Bankruptcy Yearly Case Filings  
Western District of Tennessee**

