

UNITED STATES BANKRUPTCY COURT
Western District of Tennessee
PETITIONS FILED FOR TWELVE MONTH PERIODS
BY DIVISIONS

Jan 1, 2010 - Dec 31, 2010			
	Memphis	Jackson	Totals
Chapter 7	4,120	1,612	5,732
Chapter 11	49	13	62
Chapter 12	0	0	0
Chapter 13	9,977	2,646	12,623
Totals:	14,146	4,271	18,417

Jan 1, 2009 - Dec 31, 2009			
	Memphis	Jackson	Totals
Chapter 7	4,253	1,993	6,246
Chapter 11	51	22	73
Chapter 12	0	1	1
Chapter 13	10,198	3,260	13,458
Totals:	14,502	5,276	19,778

Jan 1, 2008 - Dec 31, 2008			
	Memphis	Jackson	Totals
Chapter 7	3,694	1,854	5,548
Chapter 11	26	8	34
Chapter 12	0	0	0
Chapter 13	10,225	3,267	13,492
Totals:	13,945	5,129	19,074

Jan 1, 2007 - Dec 31, 2007			
	Memphis	Jackson	Totals
Chapter 7	3,092	1,521	4,613
Chapter 11	24	7	31
Chapter 12	0	1	1
Chapter 13	9,924	2,688	12,612
Totals:	13,040	4,217	17,257

2010 Over 2009			
	Memphis	Jackson	Total %
Chapter 7	(133)	(381)	-8.23%
Chapter 11	(2)	(9)	-15.07%
Chapter 12	0	(1)	-100.00%
Chapter 13	(221)	(614)	-6.20%
Totals:	(356)	(1,005)	-6.88%

2010 Over 2009		
	Jackson	Total %
Chapter 7	(381)	-19.12%
Chapter 11	(9)	-40.91%
Chapter 12	(1)	-100.00%
Chapter 13	(614)	-18.83%
Totals:	(1,005)	-19.05%

% of Filings by Chap. By Div. Chapter % of			
	Memphis	Jackson	Total Filings
Chapter 7	72%	28%	31%
Chapter 11	79%	21%	0%
Chapter 12	0%	0%	0%
Chapter 13	79%	21%	69%
Totals:	77%	23%	100%

% of Filings by Chap. By Div. Chapter % of			
	Memphis	Jackson	Total Filings
Chapter 7	68%	32%	32%
Chapter 11	70%	30%	0%
Chapter 12	0%	100%	0%
Chapter 13	76%	24%	68%
Totals:	73%	27%	100%

% of Filings by Chap. By Div. Chapter % of			
	Memphis	Jackson	Total Filings
Chapter 7	67%	33%	29%
Chapter 11	76%	24%	0%
Chapter 12	0%	0%	0%
Chapter 13	76%	24%	71%
Totals:	73%	27%	100%

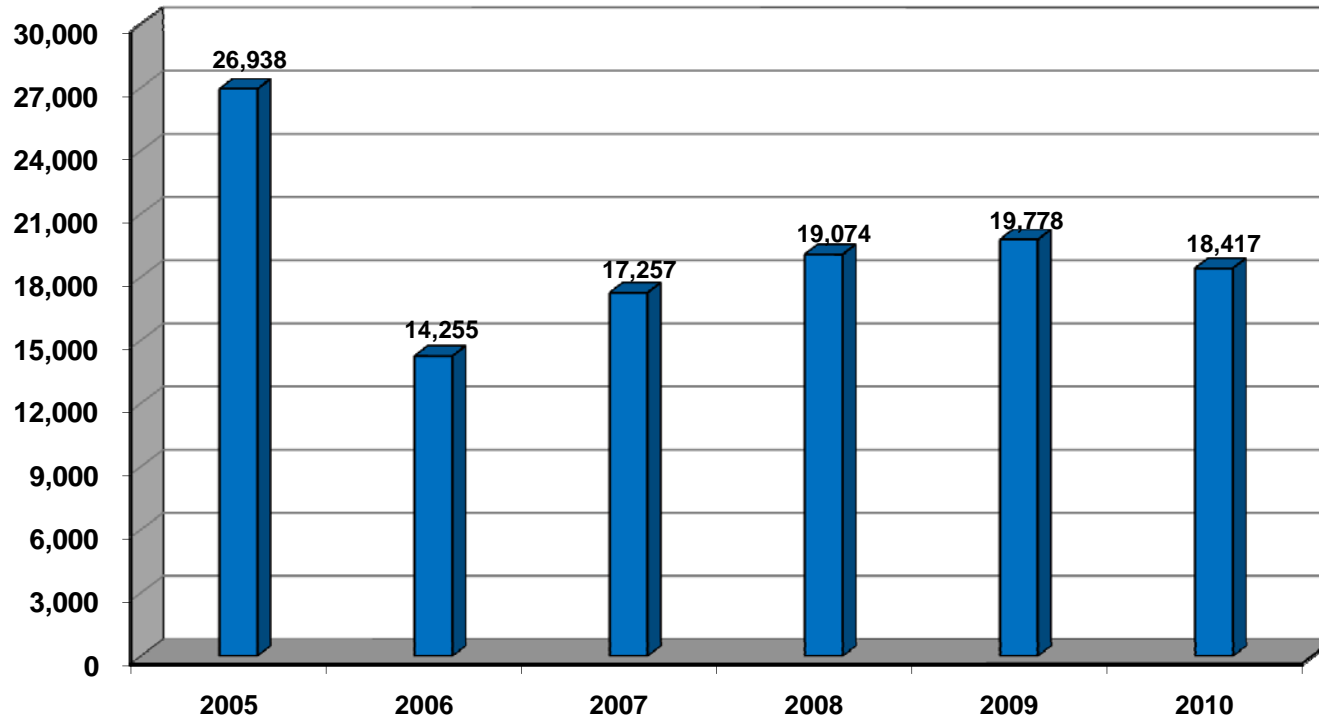
% of Filings by Chap. By Div. Chapter % of			
	Memphis	Jackson	Total Filings
Chapter 7	67%	33%	27%
Chapter 11	77%	23%	0%
Chapter 12	0%	100%	0%
Chapter 13	79%	21%	73%
Totals:	76%	24%	100%

Overall Change 2010 Over 2009 (Both Divisions)
-6.88%

2010 Over 2009		
	Memphis	Total %
Chapter 7	(133)	-3.13%
Chapter 11	(2)	-3.92%
Chapter 12	0	0.00%
Chapter 13	(221)	-2.17%
Totals:	(356)	-2.45%

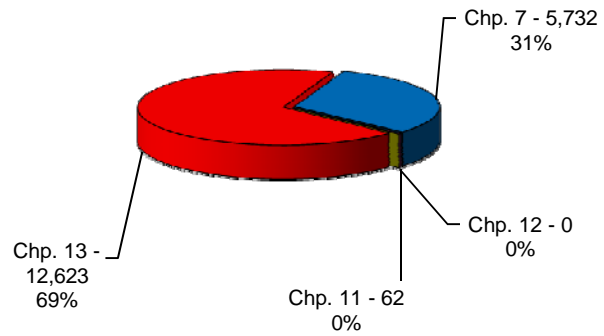
Calculation of percentages are rounded to two places. .745 would be shown as .75 or 75%, and .744 would be displayed as .74 or 74%.

**Total Filings For Western District By Year
12 Month Period Ending Dec 31, 2010
and Prior 12 Month Intervals**

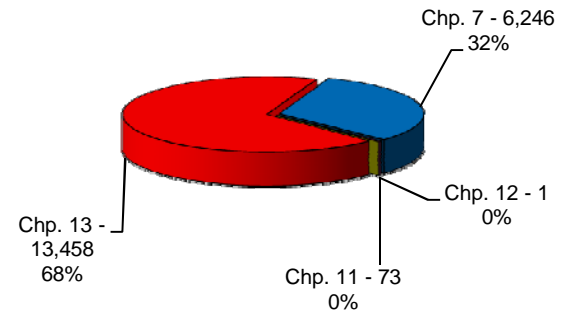


United States Bankruptcy Court Western District of Tennessee

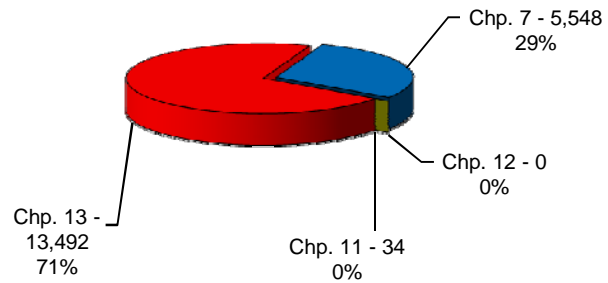
**Bankruptcy Case Filings
Jan 1, 2010 thru Dec 31, 2010**



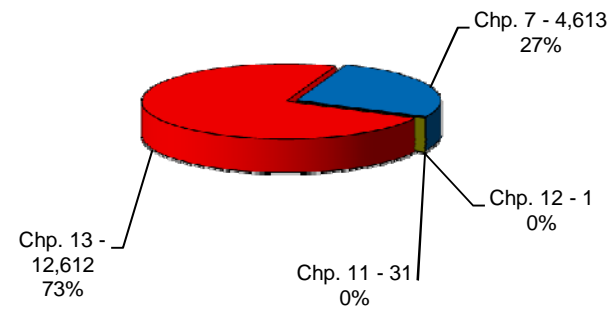
**Bankruptcy Case Filings
Jan 1, 2009 thru Dec 31, 2009**



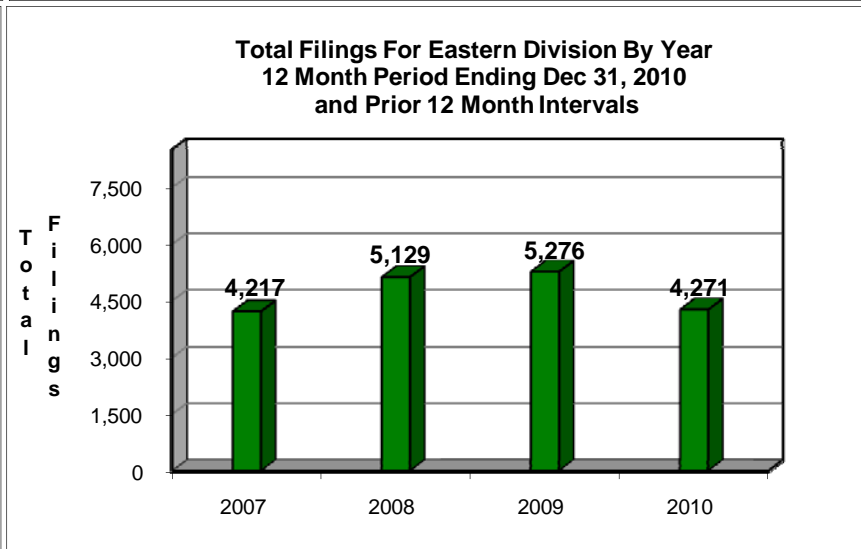
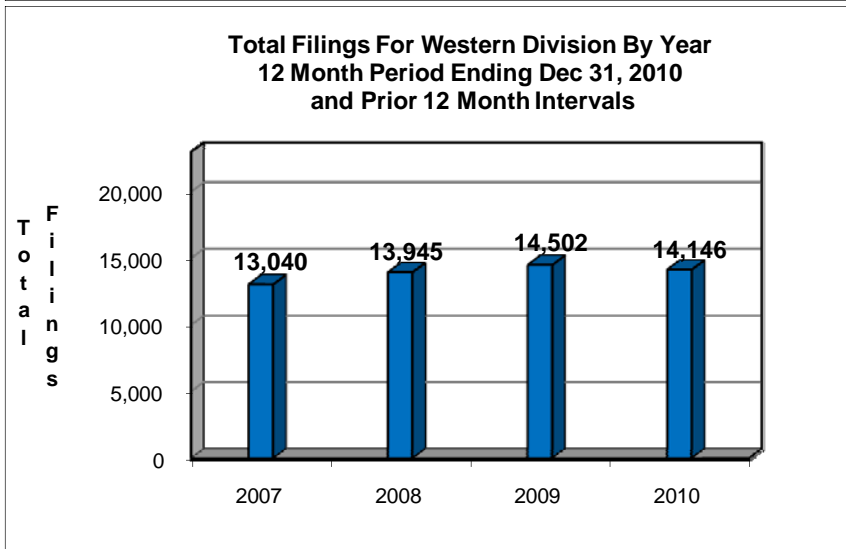
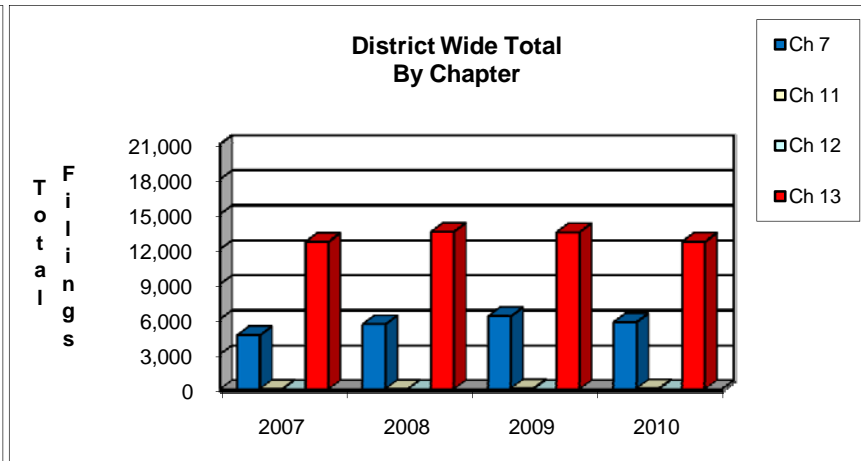
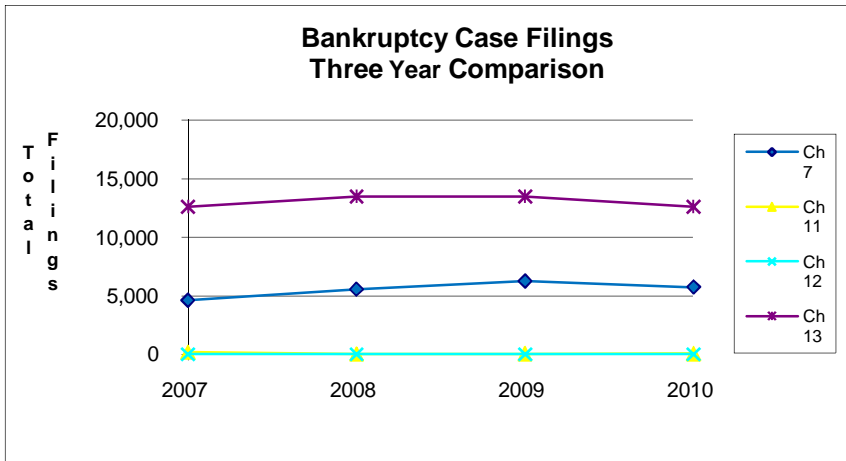
**Bankruptcy Case Filings
Jan 1, 2008 thru Dec 31, 2008**



**Bankruptcy Case Filings
Jan 1, 2007 thru Dec 31, 2007**



United States Bankruptcy Court Western District of Tennessee



NOTE: Data For Each Year was Calculated Beginning Dec 31, 2010 And Extending Backwards Twelve Months

**Bankruptcy Monthly Case Filings
Western District of Tennessee**

