

**UNITED STATES BANKRUPTCY COURT**  
**Western District of Tennessee**  
**PETITIONS FILED FOR TWELVE MONTH PERIODS**  
**BY DIVISIONS**

<b>Jan 1, 2016 - Dec 31, 2016</b>			
	<b>Memphis</b>	<b>Jackson</b>	<b>Totals</b>
Chapter 7	2,591	801	3,392
Chapter 11	23	16	39
Chapter 12	0	0	0
Chapter 13	9,245	1,892	11,137
<b>Totals:</b>	<b>11,859</b>	<b>2,709</b>	<b>14,568</b>

<b>Jan 1, 2015 - Dec 31, 2015</b>			
	<b>Memphis</b>	<b>Jackson</b>	<b>Totals</b>
Chapter 7	2,861	967	3,828
Chapter 11	15	3	18
Chapter 12	0	0	0
Chapter 13	9,445	2,078	11,523
<b>Totals:</b>	<b>12,321</b>	<b>3,048</b>	<b>15,369</b>

<b>Jan 1, 2014 - Dec 31, 2014</b>			
	<b>Memphis</b>	<b>Jackson</b>	<b>Totals</b>
Chapter 7	3,245	1,066	4,311
Chapter 11	22	5	27
Chapter 12	0	0	0
Chapter 13	9,761	2,285	12,046
<b>Totals:</b>	<b>13,028</b>	<b>3,356</b>	<b>16,384</b>

<b>Jan 1, 2013 - Dec 31, 2013</b>			
	<b>Memphis</b>	<b>Jackson</b>	<b>Totals</b>
Chapter 7	3,819	1,176	4,995
Chapter 11	38	13	51
Chapter 12	0	0	0
Chapter 13	10,121	2,206	12,327
<b>Totals:</b>	<b>13,978</b>	<b>3,395</b>	<b>17,373</b>

<b>2016 Over 2015</b>			
	<b>Memphis</b>	<b>Jackson</b>	<b>Total %</b>
Chapter 7	(270)	(166)	-11.39%
Chapter 11	8	13	116.67%
Chapter 12	0	0	0.00%
Chapter 13	(200)	(186)	-3.35%
<b>Totals:</b>	<b>(462)</b>	<b>(339)</b>	<b>-5.21%</b>

<b>2016 Over 2015</b>		
	<b>Jackson</b>	<b>Total %</b>
Chapter 7	(166)	-17.17%
Chapter 11	13	433.33%
Chapter 12	0	0.00%
Chapter 13	(186)	-8.95%
<b>Totals:</b>	<b>(339)</b>	<b>-11.12%</b>

<b>% of Filings by Chap. By Div. Chapter % of</b>			
	<b>Memphis</b>	<b>Jackson</b>	<b>Total Filings</b>
Chapter 7	76%	24%	23%
Chapter 11	59%	41%	0%
Chapter 12	0%	0%	0%
Chapter 13	83%	17%	76%
<b>Totals:</b>	<b>81%</b>	<b>19%</b>	<b>100%</b>

<b>% of Filings by Chap. By Div. Chapter % of</b>			
	<b>Memphis</b>	<b>Jackson</b>	<b>Total Filings</b>
Chapter 7	75%	25%	25%
Chapter 11	83%	17%	0%
Chapter 12	0%	0%	0%
Chapter 13	82%	18%	75%
<b>Totals:</b>	<b>80%</b>	<b>20%</b>	<b>100%</b>

<b>% of Filings by Chap. By Div. Chapter % of</b>			
	<b>Memphis</b>	<b>Jackson</b>	<b>Total Filings</b>
Chapter 7	75%	25%	26%
Chapter 11	81%	19%	0%
Chapter 12	0%	0%	0%
Chapter 13	81%	19%	74%
<b>Totals:</b>	<b>80%</b>	<b>20%</b>	<b>100%</b>

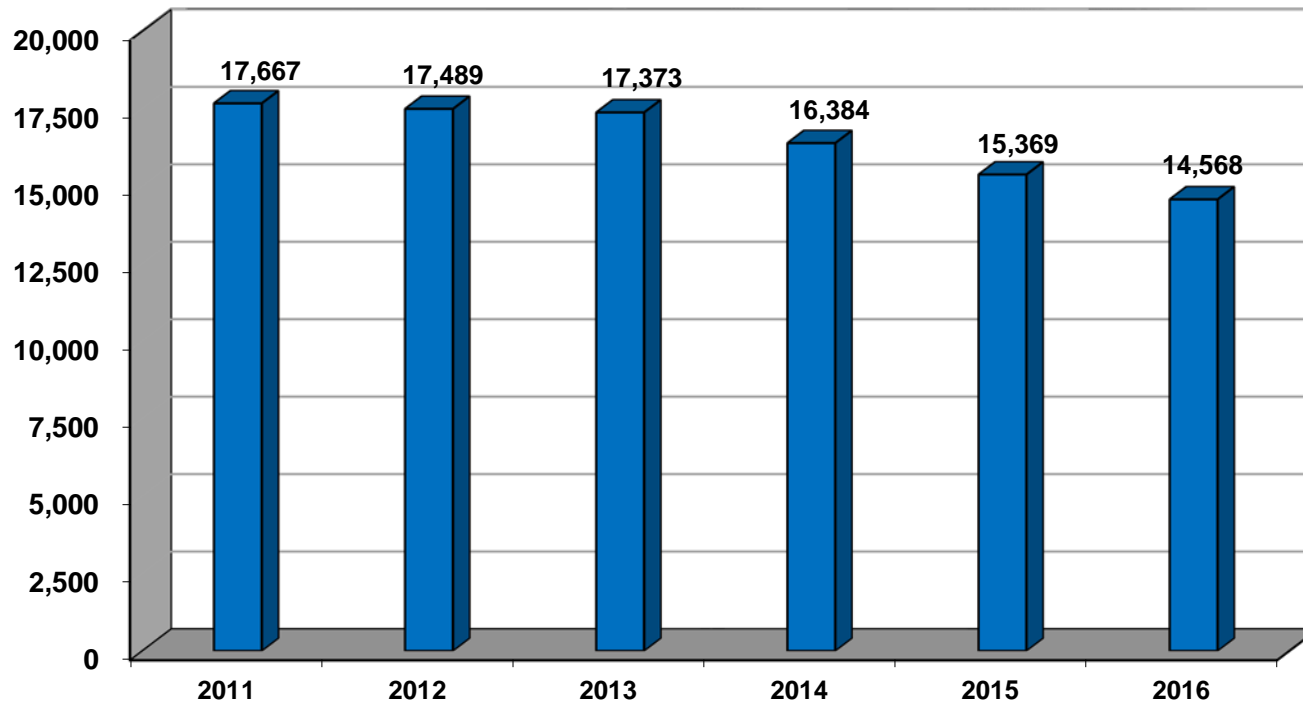
<b>% of Filings by Chap. By Div. Chapter % of</b>			
	<b>Memphis</b>	<b>Jackson</b>	<b>Total Filings</b>
Chapter 7	76%	24%	29%
Chapter 11	75%	25%	0%
Chapter 12	0%	0%	0%
Chapter 13	82%	18%	71%
<b>Totals:</b>	<b>80%</b>	<b>20%</b>	<b>100%</b>

<p><b>Overall Change</b>  <b>2016 Over 2015</b>  <b>(Both Divisions)</b></p> <p><b>-5.21%</b></p>
---

<b>2016 Over 2015</b>		
	<b>Memphis</b>	<b>Total %</b>
Chapter 7	(270)	-9.44%
Chapter 11	8	53.33%
Chapter 12	0	0.00%
Chapter 13	(200)	-2.12%
<b>Totals:</b>	<b>(462)</b>	<b>-3.75%</b>

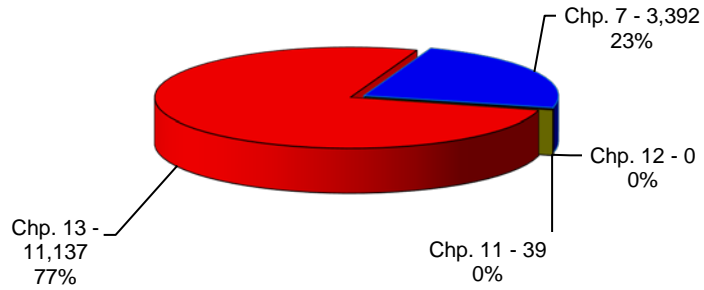
*Calculation of percentages are rounded to two places. .745 would be shown as .75 or 75%, and .744 would be displayed as .74 or 74%.*

**Total Filings For Western District By Year  
12 Month Period Ending Dec 31, 2016  
and Prior 12 Month Intervals**

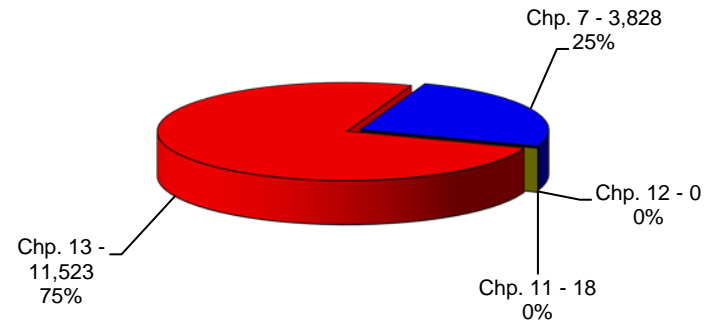


## United States Bankruptcy Court Western District of Tennessee

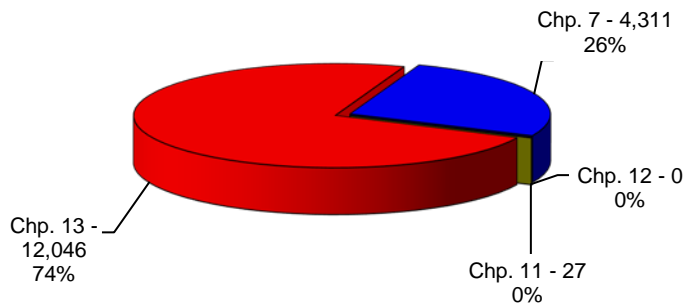
**Bankruptcy Case Filings  
Jan 1, 2016 thru Dec 31, 2016**



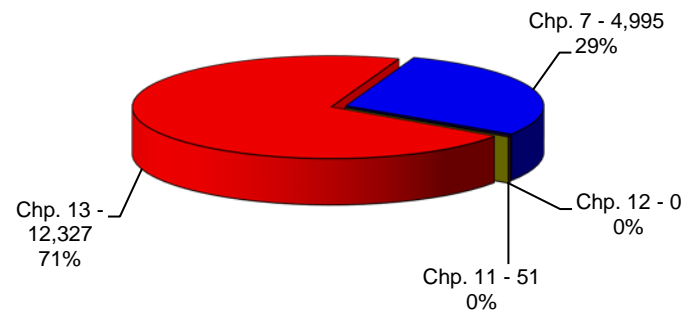
**Bankruptcy Case Filings  
Jan 1, 2015 thru Dec 31, 2015**



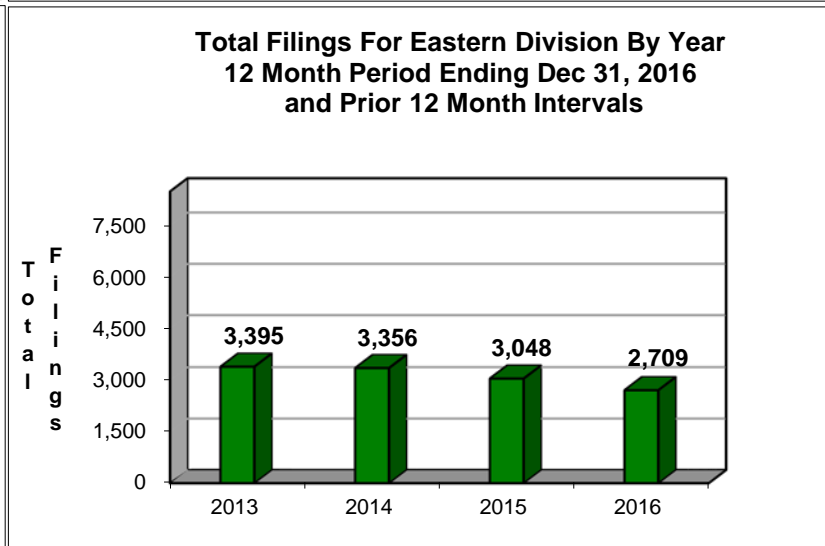
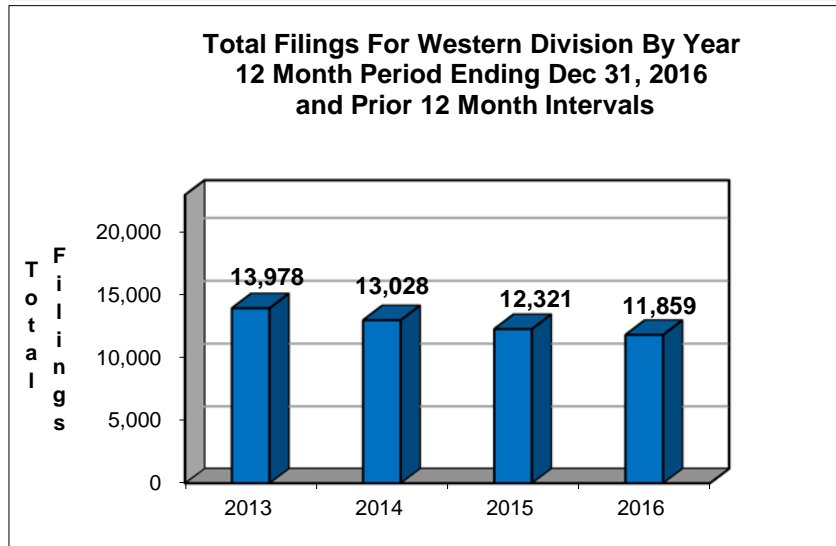
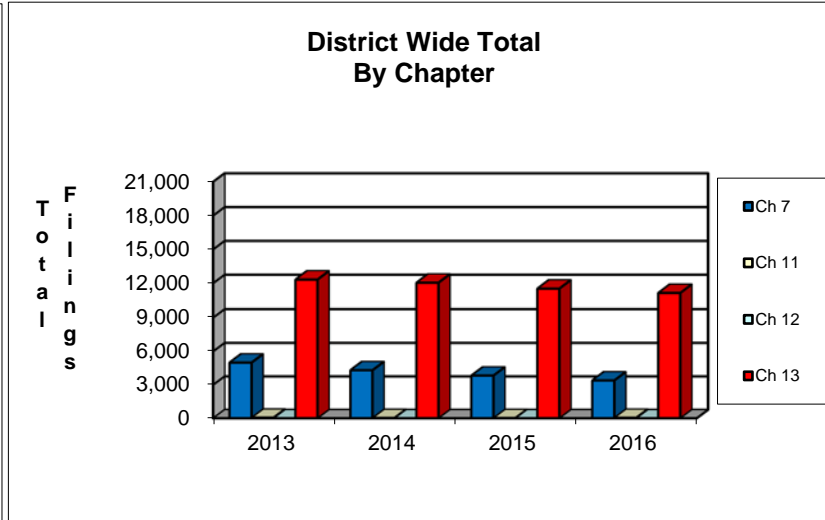
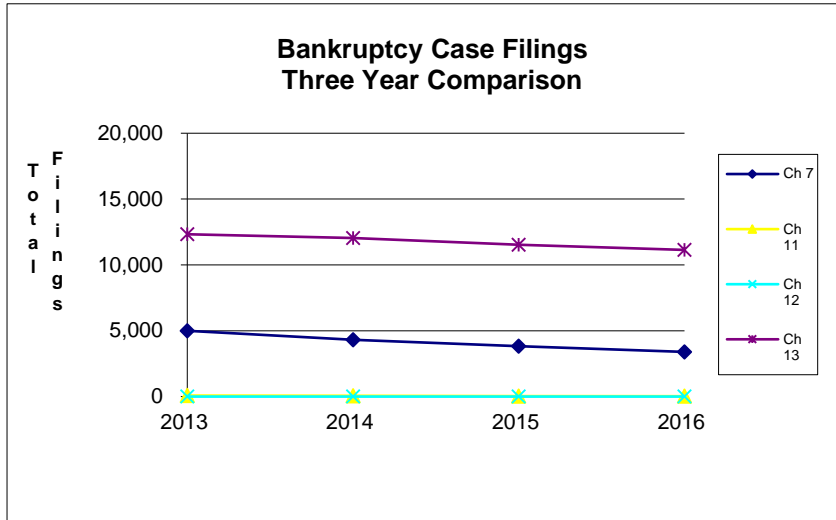
**Bankruptcy Case Filings  
Jan 1, 2014 thru Dec 31, 2014**



**Bankruptcy Case Filings  
Jan 1, 2013 thru Dec 31, 2013**



## United States Bankruptcy Court Western District of Tennessee



**NOTE: Data For Each Year was Calculated Beginning Dec 31, 2016 and Extending Backwards Twelve Months**

**Bankruptcy Yearly Case Filings  
Western District of Tennessee**

