

UNITED STATES BANKRUPTCY COURT
Western District of Tennessee
PETITIONS FILED FOR TWELVE MONTH PERIODS
BY DIVISIONS

Jan 1, 2023 - Dec 31, 2023			
	Memphis	Jackson	Totals
Chapter 7	1,364	483	1,847
Chapter 11	23	7	30
Chapter 12	0	0	0
Chapter 13	4,900	1,211	6,111
Totals:	6,287	1,701	7,988

Jan 1, 2022 - Dec 31, 2022			
	Memphis	Jackson	Totals
Chapter 7	1,176	399	1,575
Chapter 11	10	3	13
Chapter 12	0	0	0
Chapter 13	4,542	1,120	5,662
Totals:	5,728	1,522	7,250

Jan 1, 2021 - Dec 31, 2021			
	Memphis	Jackson	Totals
Chapter 7	1,218	444	1,662
Chapter 11	12	6	18
Chapter 12	0	0	0
Chapter 13	3,039	715	3,754
Totals:	4,269	1,165	5,434

Jan 1, 2020 - Dec 31, 2020			
	Memphis	Jackson	Totals
Chapter 7	1,829	639	2,468
Chapter 11	6	7	13
Chapter 12	0	0	0
Chapter 13	4,065	959	5,024
Totals:	5,900	1,605	7,505

2023 Over 2022			
	Memphis	Jackson	Total %
Chapter 7	188	84	17.27%
Chapter 11	13	4	130.77%
Chapter 12	0	0	0.00%
Chapter 13	358	91	7.93%
Totals:	559	179	10.18%

2023 Over 2022		
	Jackson	Total %
Chapter 7	84	21.05%
Chapter 11	4	133.33%
Chapter 12	0	0.00%
Chapter 13	91	8.12%
Totals:	179	11.76%

% of Filings by Chap. By Div. Chapter % of			
	Memphis	Jackson	Total Filings
Chapter 7	74%	26%	23%
Chapter 11	77%	23%	0%
Chapter 12	0%	0%	0%
Chapter 13	80%	20%	77%
Totals:	79%	21%	100%

% of Filings by Chap. By Div. Chapter % of			
	Memphis	Jackson	Total Filings
Chapter 7	75%	25%	22%
Chapter 11	77%	23%	0%
Chapter 12	0%	0%	0%
Chapter 13	80%	20%	78%
Totals:	79%	21%	100%

% of Filings by Chap. By Div. Chapter % of			
	Memphis	Jackson	Total Filings
Chapter 7	73%	27%	31%
Chapter 11	67%	33%	0%
Chapter 12	0%	0%	0%
Chapter 13	81%	19%	69%
Totals:	79%	21%	100%

% of Filings by Chap. By Div. Chapter % of			
	Memphis	Jackson	Total Filings
Chapter 7	74%	26%	33%
Chapter 11	46%	54%	0%
Chapter 12	0%	0%	0%
Chapter 13	81%	19%	67%
Totals:	79%	21%	100%

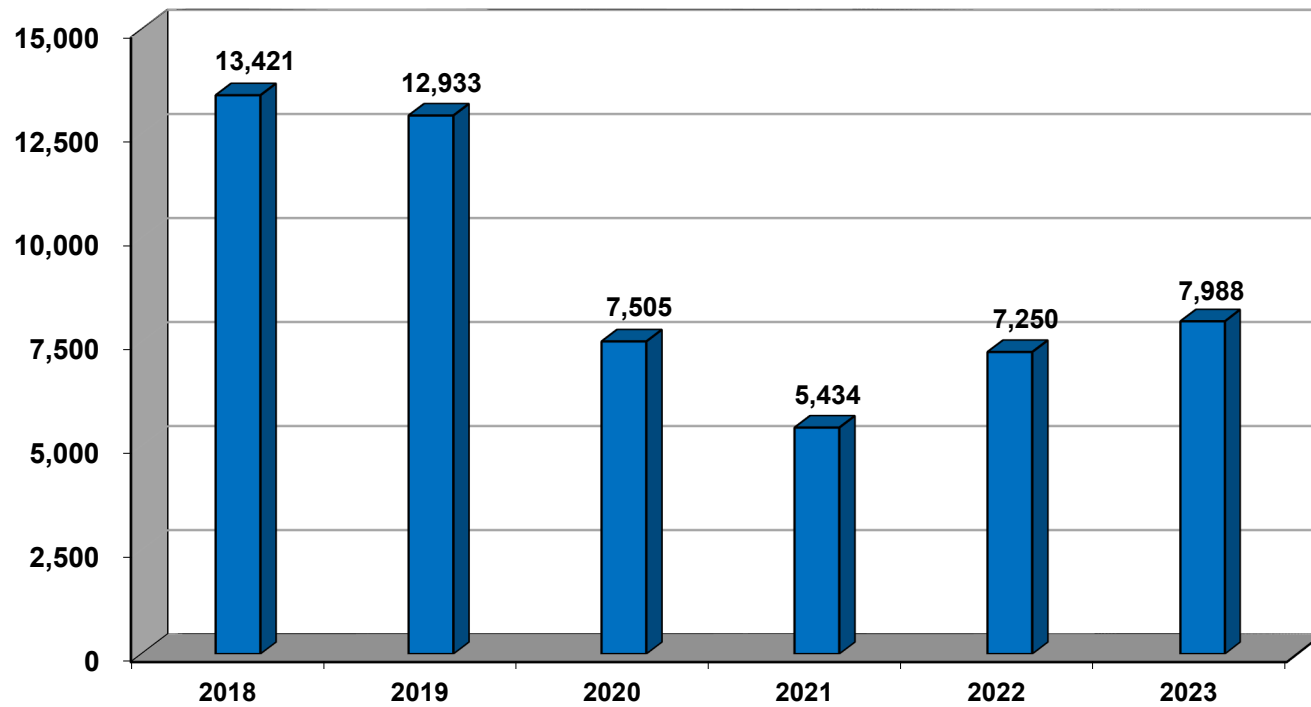
Overall Change
2023 Over 2022
(Both Divisions)

10.18%

2023 Over 2022		
	Memphis	Total %
Chapter 7	188	15.99%
Chapter 11	13	130.00%
Chapter 12	0	0.00%
Chapter 13	358	7.88%
Totals:	559	9.76%

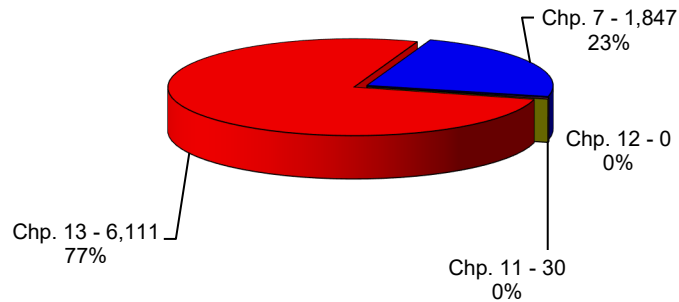
Calculation of percentages are rounded to two places. .745 would be shown as .75 or 75%, and .744 would be displayed as .74 or 74%.

**Total Filings For Western District By Year
12 Month Period Ending Dec 31, 2023
and Prior 12 Month Intervals**

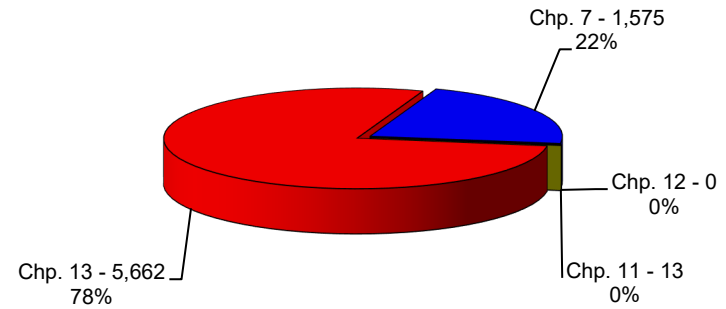


United States Bankruptcy Court Western District of Tennessee

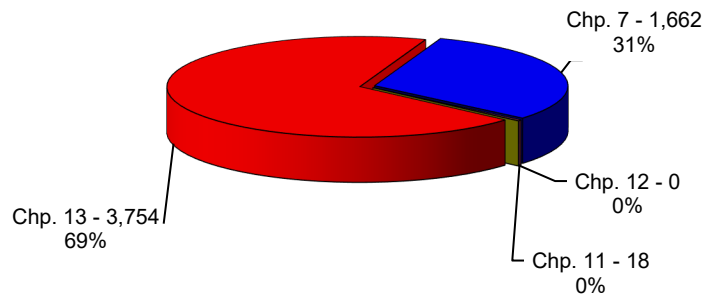
**Bankruptcy Case Filings
Jan 1, 2023 thru Dec 31, 2023**



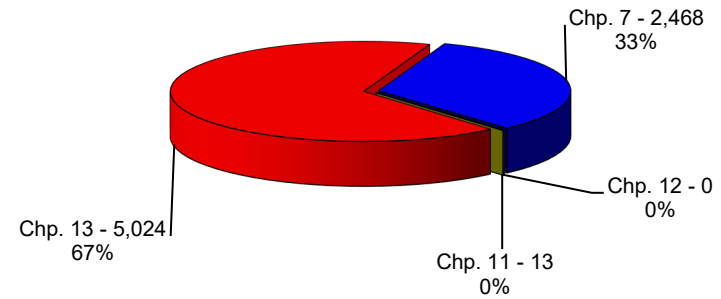
**Bankruptcy Case Filings
Jan 1, 2022 thru Dec 31, 2022**



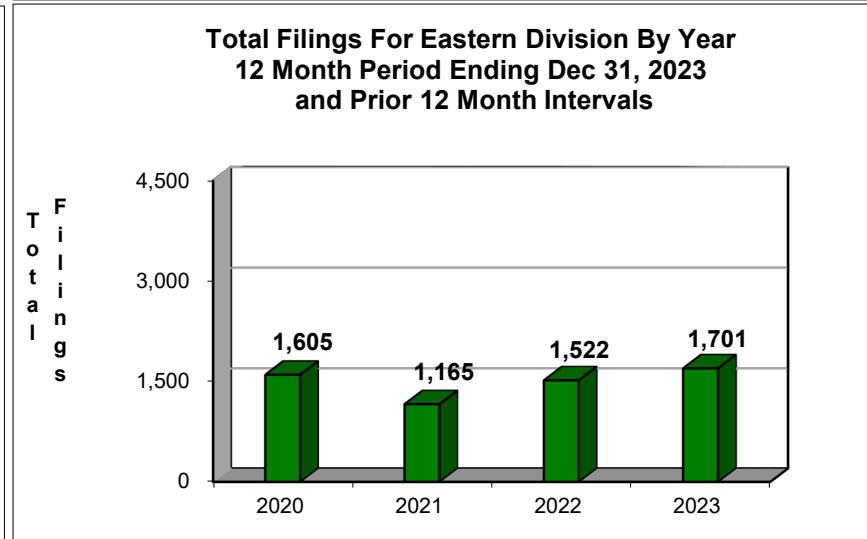
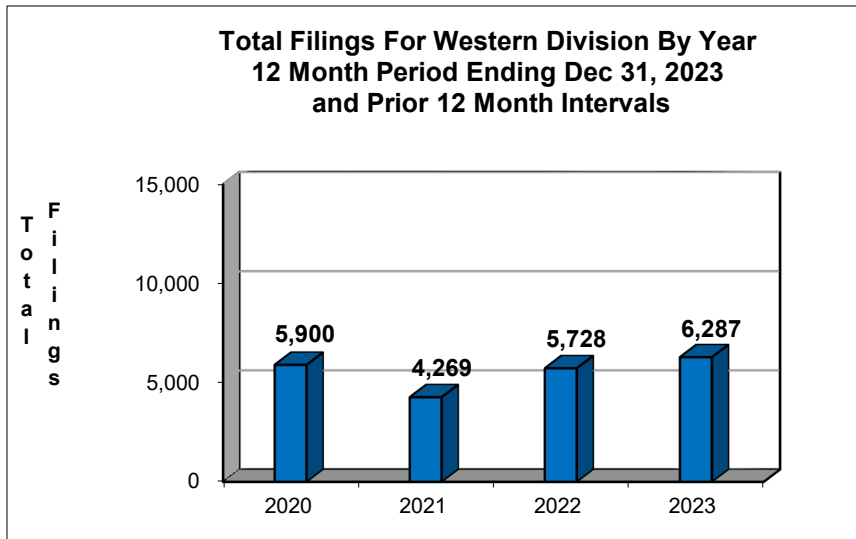
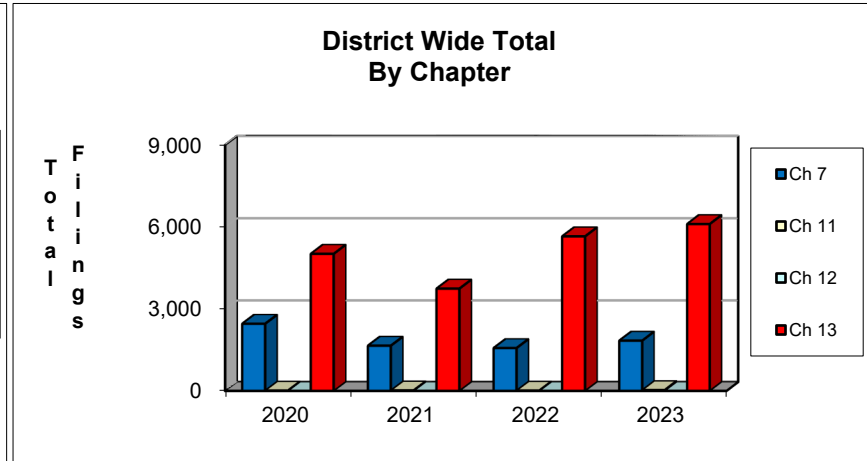
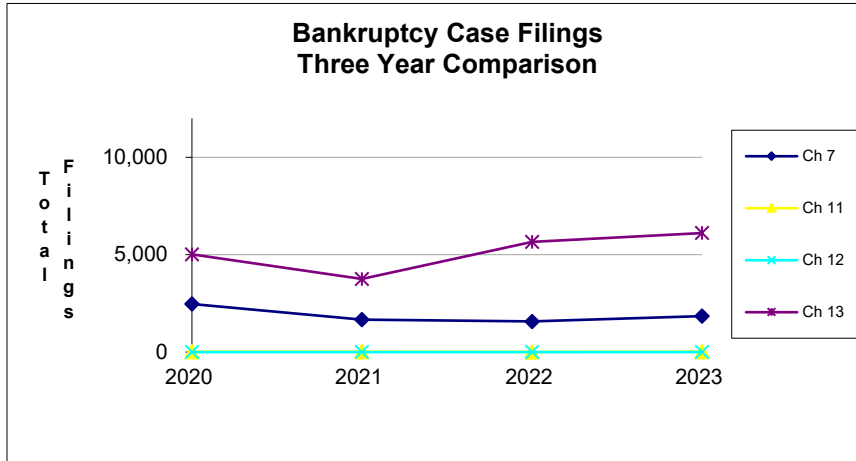
**Bankruptcy Case Filings
Jan 1, 2021 thru Dec 31, 2021**



**Bankruptcy Case Filings
Jan 1, 2020 thru Dec 31, 2020**



United States Bankruptcy Court Western District of Tennessee



NOTE: Data For Each Year was Calculated Beginning Dec 31, 2023 And Extending Backwards Twelve Months

**Bankruptcy Yearly Case Filings
Western District of Tennessee**

