

UNITED STATES BANKRUPTCY COURT
Western District of Tennessee
PETITIONS FILED FOR TWELVE MONTH PERIODS
BY DIVISIONS

Jan 1, 2022 - Dec 31, 2022			
	Memphis	Jackson	Totals
Chapter 7	1,126	383	1,509
Chapter 11	10	3	13
Chapter 12	0	0	0
Chapter 13	4,592	1,136	5,728
Totals:	5,728	1,522	7,250

Jan 1, 2021 - Dec 31, 2021			
	Memphis	Jackson	Totals
Chapter 7	1,202	435	1,637
Chapter 11	12	6	18
Chapter 12	0	0	0
Chapter 13	3,055	724	3,779
Totals:	4,269	1,165	5,434

Jan 1, 2020 - Dec 31, 2020			
	Memphis	Jackson	Totals
Chapter 7	1,812	639	2,451
Chapter 11	6	7	13
Chapter 12	0	0	0
Chapter 13	4,082	959	5,041
Totals:	5,900	1,605	7,505

Jan 1, 2019 - Dec 31, 2019			
	Memphis	Jackson	Totals
Chapter 7	2,497	900	3,397
Chapter 11	18	6	24
Chapter 12	0	0	0
Chapter 13	7,670	1,842	9,512
Totals:	10,185	2,748	12,933

2022 Over 2021			
	Memphis	Jackson	Total %
Chapter 7	(76)	(52)	-7.82%
Chapter 11	(2)	(3)	-27.78%
Chapter 12	0	0	0.00%
Chapter 13	1,537	412	51.57%
Totals:	1,459	357	33.42%

2022 Over 2021		
	Jackson	Total %
Chapter 7	(52)	-11.95%
Chapter 11	(3)	-50.00%
Chapter 12	0	0.00%
Chapter 13	412	56.91%
Totals:	357	30.64%

% of Filings by Chap. By Div. Chapter % of			
	Memphis	Jackson	Total Filings
Chapter 7	75%	25%	21%
Chapter 11	77%	23%	0%
Chapter 12	0%	0%	0%
Chapter 13	80%	20%	79%
Totals:	79%	21%	100%

% of Filings by Chap. By Div. Chapter % of			
	Memphis	Jackson	Total Filings
Chapter 7	73%	27%	30%
Chapter 11	67%	33%	0%
Chapter 12	0%	0%	0%
Chapter 13	81%	19%	70%
Totals:	79%	21%	100%

% of Filings by Chap. By Div. Chapter % of			
	Memphis	Jackson	Total Filings
Chapter 7	74%	26%	33%
Chapter 11	46%	54%	0%
Chapter 12	0%	0%	0%
Chapter 13	81%	19%	67%
Totals:	79%	21%	100%

% of Filings by Chap. By Div. Chapter % of			
	Memphis	Jackson	Total Filings
Chapter 7	74%	26%	26%
Chapter 11	75%	25%	0%
Chapter 12	0%	0%	0%
Chapter 13	81%	19%	74%
Totals:	79%	21%	100%

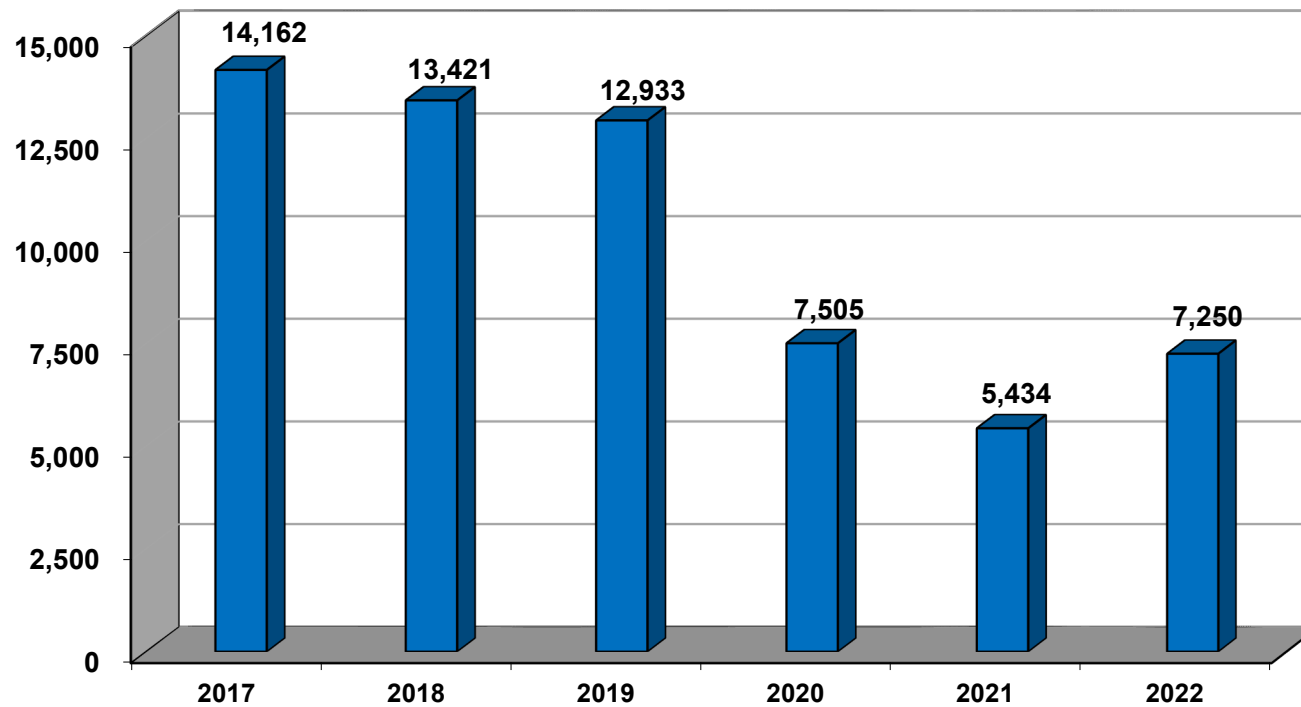
Overall Change
2022 Over 2021
(Both Divisions)

33.42%

2022 Over 2021		
	Memphis	Total %
Chapter 7	(76)	-6.32%
Chapter 11	(2)	-16.67%
Chapter 12	0	0.00%
Chapter 13	1,537	50.31%
Totals:	1,459	34.18%

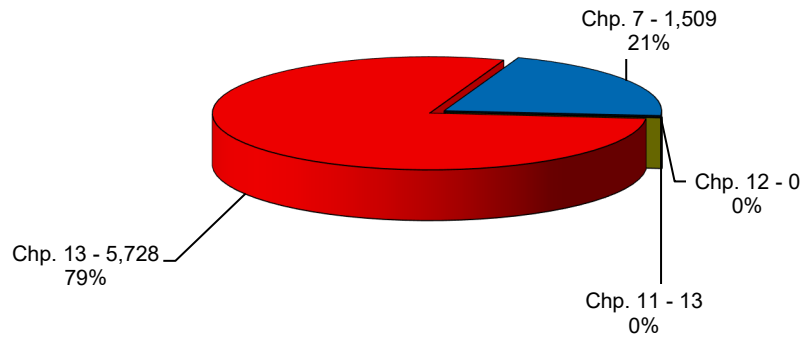
Calculation of percentages are rounded to two places. .745 would be shown as .75 or 75%, and .744 would be displayed as .74 or 74%.

**Total Filings For Western District By Year
12 Month Period Ending Dec 31, 2022
and Prior 12 Month Intervals**

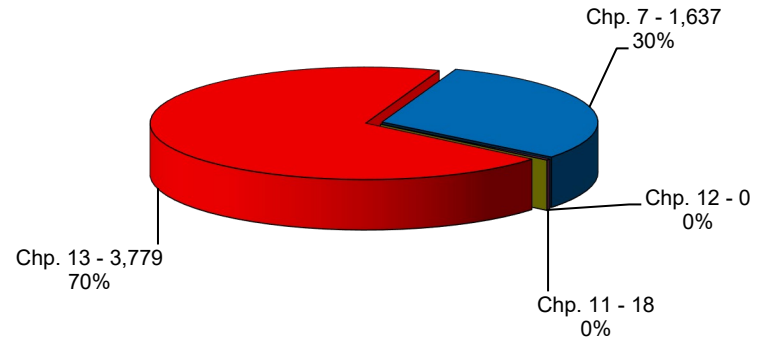


United States Bankruptcy Court Western District of Tennessee

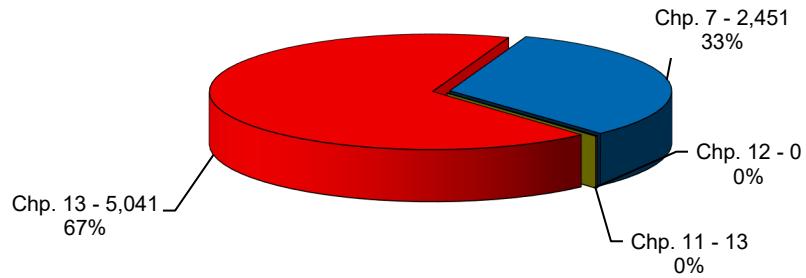
**Bankruptcy Case Filings
Jan 1, 2022 thru Dec 31, 2022**



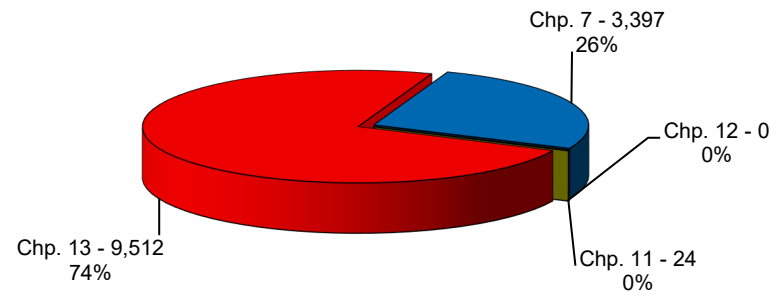
**Bankruptcy Case Filings
Jan 1, 2021 thru Dec 31, 2021**



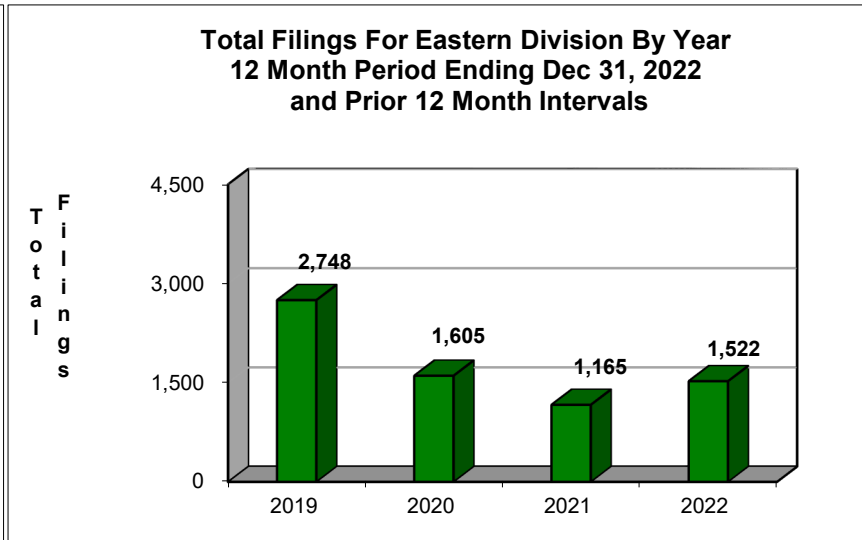
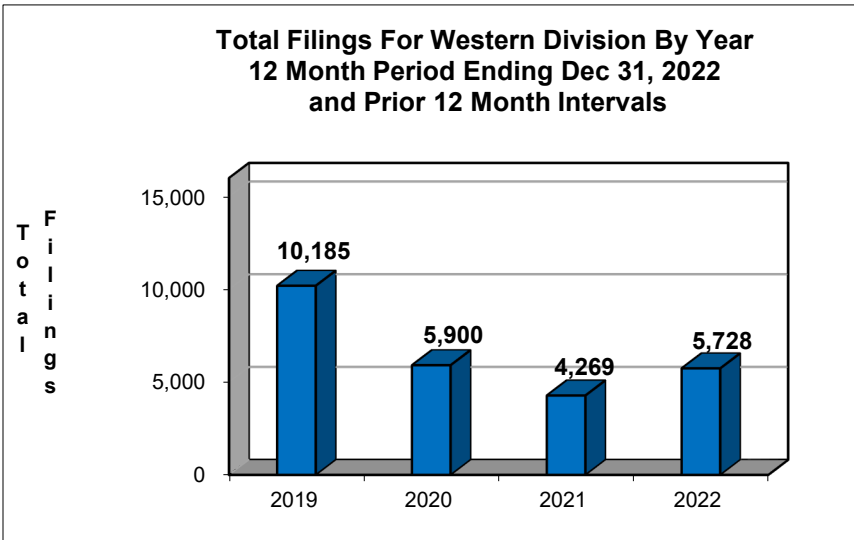
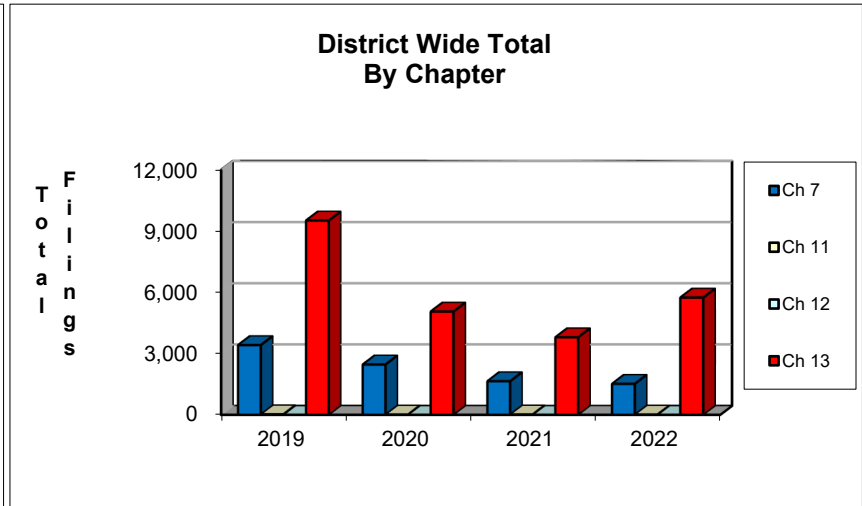
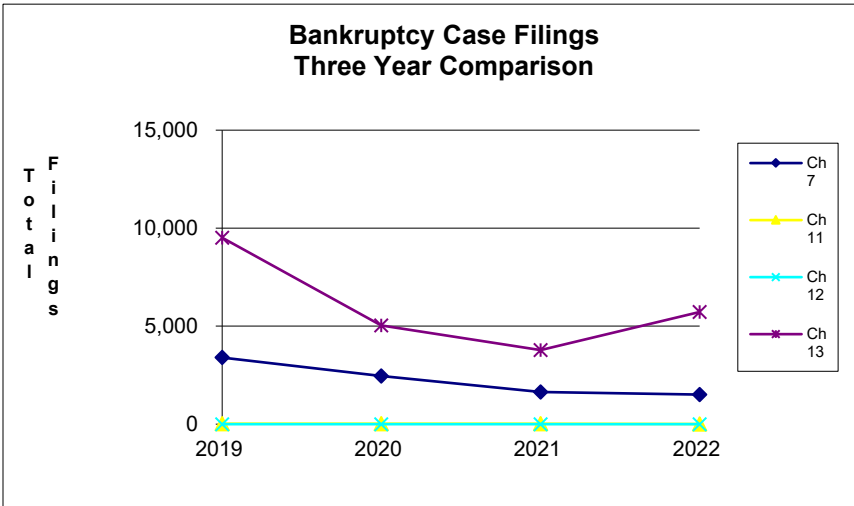
**Bankruptcy Case Filings
Jan 1, 2020 thru Dec 31, 2020**



**Bankruptcy Case Filings
Jan 1, 2019 thru Dec 31, 2019**



United States Bankruptcy Court Western District of Tennessee



NOTE: Data For Each Year was Calculated Beginning Dec 31, 2022 And Extending Backwards Twelve Months

**Bankruptcy Yearly Case Filings
Western District of Tennessee**

