

**UNITED STATES BANKRUPTCY COURT**  
**Western District of Tennessee**  
**PETITIONS FILED FOR TWELVE MONTH PERIODS**  
**BY DIVISIONS**

<b>Jan 1, 2019 - Dec 31, 2019</b>			
	<b>Memphis</b>	<b>Jackson</b>	<b>Totals</b>
Chapter 7	2,285	828	3,113
Chapter 11	17	6	23
Chapter 12	0	0	0
Chapter 13	7,882	1,914	9,796
<b>Totals:</b>	<b>10,184</b>	<b>2,748</b>	<b>12,932</b>

<b>Jan 1, 2018 - Dec 31, 2018</b>			
	<b>Memphis</b>	<b>Jackson</b>	<b>Totals</b>
Chapter 7	2,550	849	3,399
Chapter 11	14	2	16
Chapter 12	0	2	2
Chapter 13	8,118	1,886	10,004
<b>Totals:</b>	<b>10,682</b>	<b>2,739</b>	<b>13,421</b>

<b>Jan 1, 2017 - Dec 31, 2017</b>			
	<b>Memphis</b>	<b>Jackson</b>	<b>Totals</b>
Chapter 7	2,722	948	3,670
Chapter 11	21	5	26
Chapter 12	1	2	3
Chapter 13	8,583	1,880	10,463
<b>Totals:</b>	<b>11,327</b>	<b>2,835</b>	<b>14,162</b>

<b>Jan 1, 2016 - Dec 31, 2016</b>			
	<b>Memphis</b>	<b>Jackson</b>	<b>Totals</b>
Chapter 7	2,813	866	3,679
Chapter 11	23	13	36
Chapter 12	0	0	0
Chapter 13	9,025	1,830	10,855
<b>Totals:</b>	<b>11,861</b>	<b>2,709</b>	<b>14,570</b>

<b>2019 Over 2018</b>			
	<b>Memphis</b>	<b>Jackson</b>	<b>Total %</b>
Chapter 7	(265)	(21)	-8.41%
Chapter 11	3	4	43.75%
Chapter 12	0	(2)	-100.00%
Chapter 13	(236)	28	-2.08%
<b>Totals:</b>	<b>(498)</b>	<b>9</b>	<b>-3.64%</b>

<b>2019 Over 2018</b>		
	<b>Jackson</b>	<b>Total %</b>
Chapter 7	(21)	-2.47%
Chapter 11	4	200.00%
Chapter 12	(2)	-100.00%
Chapter 13	28	1.48%
<b>Totals:</b>	<b>9</b>	<b>0.33%</b>

<b>% of Filings by Chap. By Div. Chapter % of</b>			
	<b>Memphis</b>	<b>Jackson</b>	<b>Total Filings</b>
Chapter 7	73%	27%	24%
Chapter 11	74%	26%	0%
Chapter 12	0%	0%	0%
Chapter 13	80%	20%	76%
<b>Totals:</b>	<b>79%</b>	<b>21%</b>	<b>100%</b>

<b>% of Filings by Chap. By Div. Chapter % of</b>			
	<b>Memphis</b>	<b>Jackson</b>	<b>Total Filings</b>
Chapter 7	75%	25%	25%
Chapter 11	87%	12%	0%
Chapter 12	0%	100%	0%
Chapter 13	81%	19%	75%
<b>Totals:</b>	<b>80%</b>	<b>20%</b>	<b>100%</b>

<b>% of Filings by Chap. By Div. Chapter % of</b>			
	<b>Memphis</b>	<b>Jackson</b>	<b>Total Filings</b>
Chapter 7	74%	26%	26%
Chapter 11	81%	19%	0%
Chapter 12	33%	67%	0%
Chapter 13	82%	18%	74%
<b>Totals:</b>	<b>80%</b>	<b>20%</b>	<b>100%</b>

<b>% of Filings by Chap. By Div. Chapter % of</b>			
	<b>Memphis</b>	<b>Jackson</b>	<b>Total Filings</b>
Chapter 7	76%	24%	25%
Chapter 11	64%	36%	0%
Chapter 12	0%	0%	0%
Chapter 13	83%	17%	75%
<b>Totals:</b>	<b>81%</b>	<b>19%</b>	<b>100%</b>

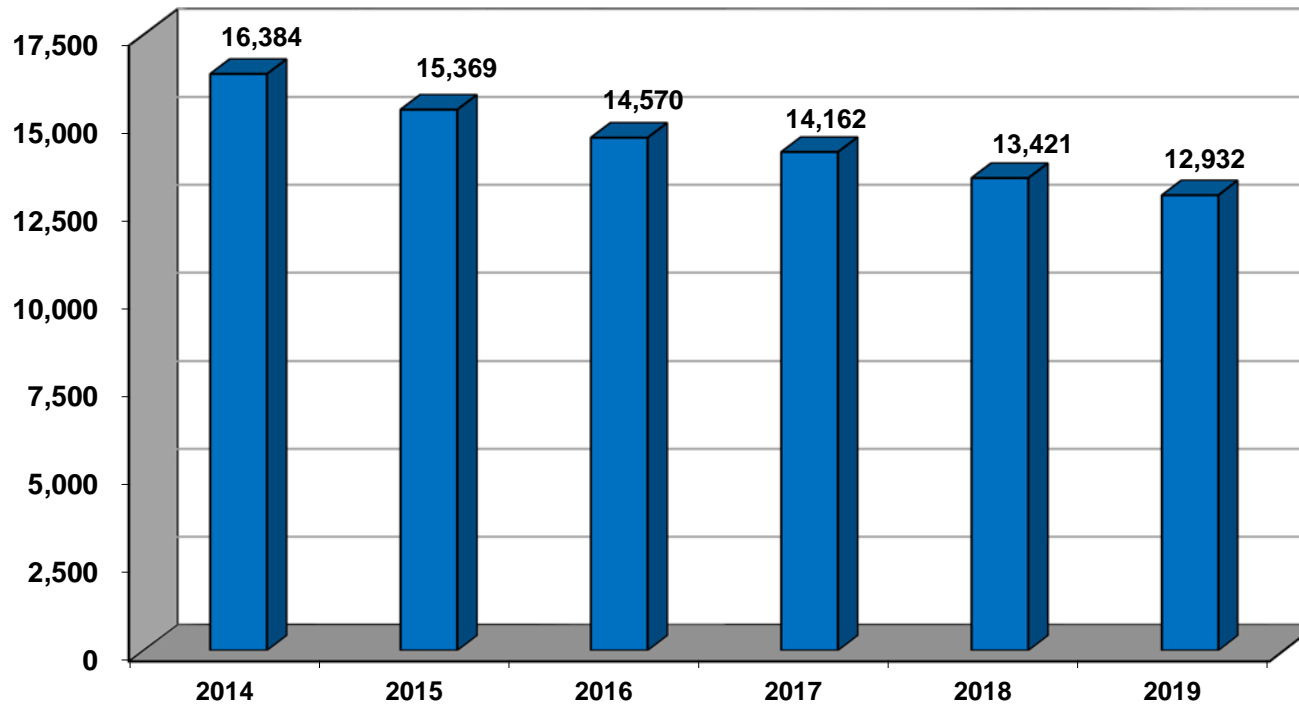
**Overall Change  
2019 Over 2018  
(Both Divisions)**

**-3.64%**

<b>2019 Over 2018</b>		
	<b>Memphis</b>	<b>Total %</b>
Chapter 7	(265)	-10.39%
Chapter 11	3	21.43%
Chapter 12	0	0.00%
Chapter 13	(236)	-2.91%
<b>Totals:</b>	<b>(498)</b>	<b>-4.66%</b>

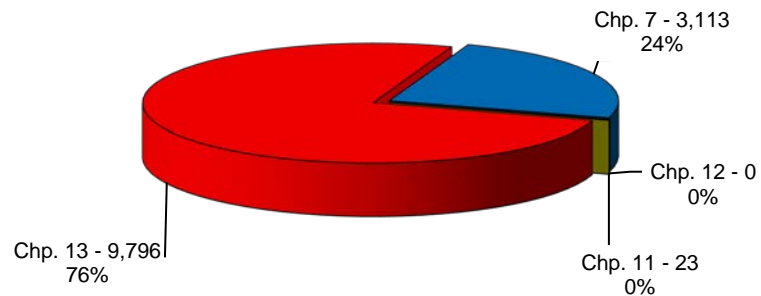
*Calculation of percentages are rounded to two places. .745 would be shown as .75 or 75%, and .744 would be displayed as .74 or 74%.*

**Total Filings For Western District By Year  
12 Month Period Ending Dec 31, 2019  
and Prior 12 Month Intervals**

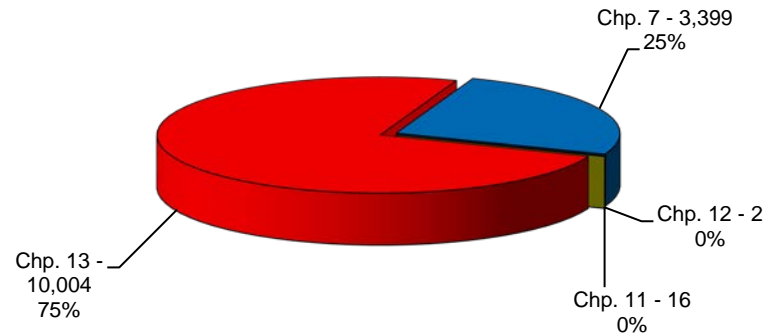


## United States Bankruptcy Court Western District of Tennessee

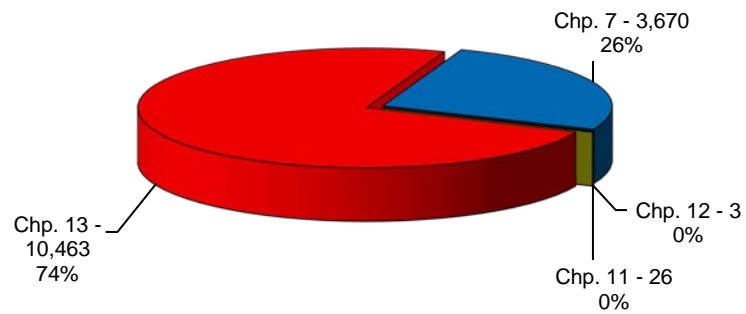
**Bankruptcy Case Filings  
Jan 1, 2019 thru Dec 31, 2019**



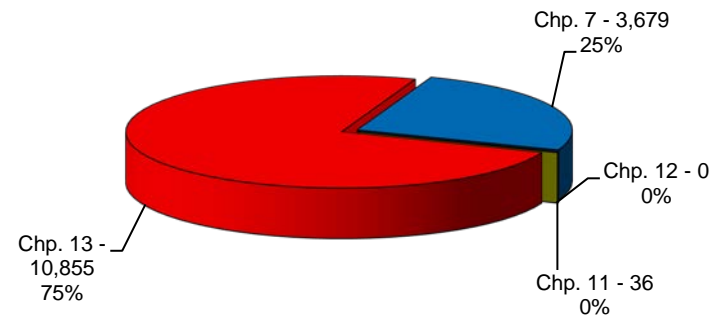
**Bankruptcy Case Filings  
Jan 1, 2018 thru Dec 31, 2018**



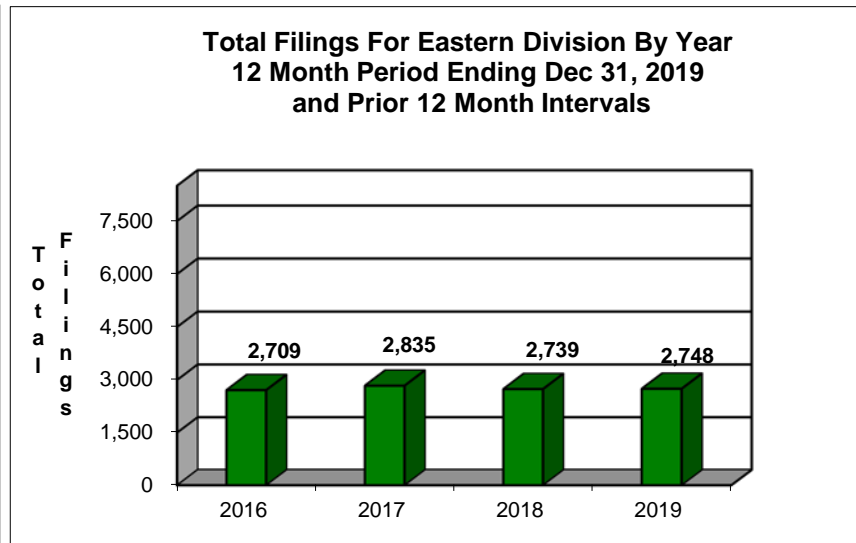
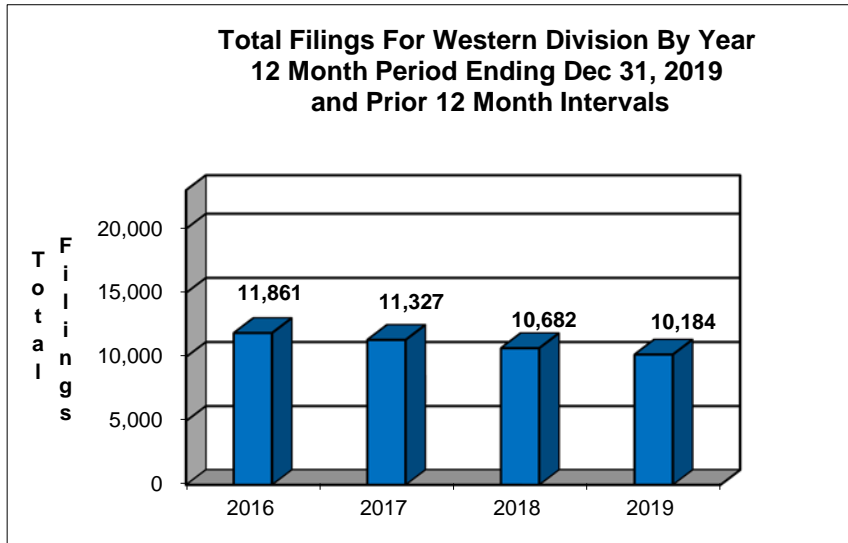
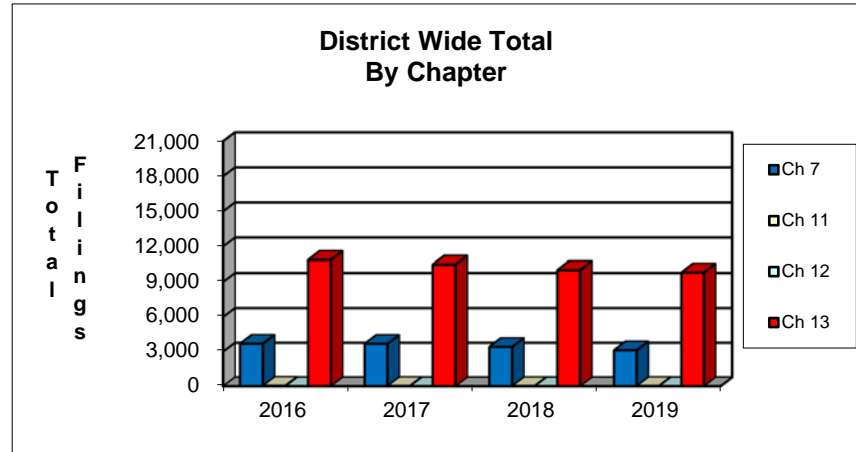
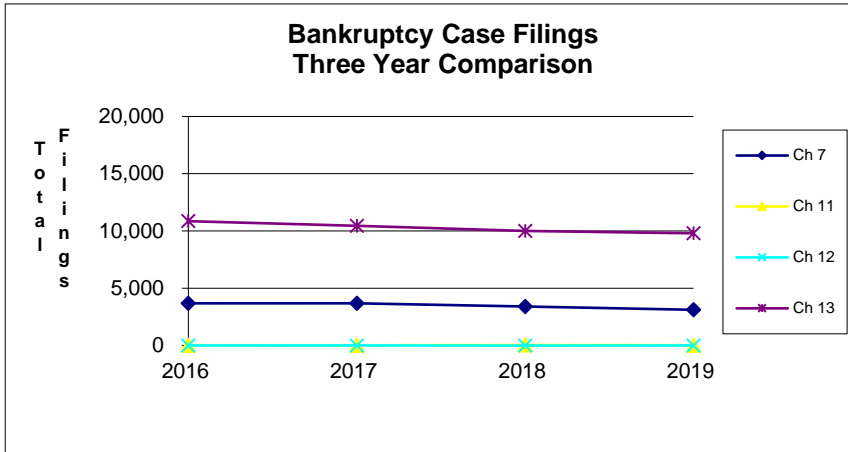
**Bankruptcy Case Filings  
Jan 1, 2017 thru Dec 31, 2017**



**Bankruptcy Case Filings  
Jan 1, 2016 thru Dec 31, 2016**



## United States Bankruptcy Court Western District of Tennessee



**NOTE: Data For Each Year was Calculated Beginning Dec 31, 2019 And Extending Backwards Twelve Months**

### Bankruptcy Monthly Case Filings Western District of Tennessee

