

**UNITED STATES BANKRUPTCY COURT**  
**Western District of Tennessee**  
**PETITIONS FILED FOR TWELVE MONTH PERIODS**  
**BY DIVISIONS**

<b>Jan 1, 2020 - Dec 31, 2020</b>			
	<b>Memphis</b>	<b>Jackson</b>	<b>Totals</b>
Chapter 7	1,733	622	2,355
Chapter 11	6	7	13
Chapter 12	0	0	0
Chapter 13	4,161	976	5,137
<b>Totals:</b>	<b>5,900</b>	<b>1,605</b>	<b>7,505</b>

<b>Jan 1, 2019 - Dec 31, 2019</b>			
	<b>Memphis</b>	<b>Jackson</b>	<b>Totals</b>
Chapter 7	2,405	864	3,269
Chapter 11	18	6	24
Chapter 12	0	0	0
Chapter 13	7,762	1,878	9,640
<b>Totals:</b>	<b>10,185</b>	<b>2,748</b>	<b>12,933</b>

<b>Jan 1, 2018 - Dec 31, 2018</b>			
	<b>Memphis</b>	<b>Jackson</b>	<b>Totals</b>
Chapter 7	2,607	865	3,472
Chapter 11	14	2	16
Chapter 12	0	2	2
Chapter 13	8,061	1,870	9,931
<b>Totals:</b>	<b>10,682</b>	<b>2,739</b>	<b>13,421</b>

<b>Jan 1, 2017 - Dec 31, 2017</b>			
	<b>Memphis</b>	<b>Jackson</b>	<b>Totals</b>
Chapter 7	2,765	964	3,729
Chapter 11	21	5	26
Chapter 12	1	2	3
Chapter 13	8,540	1,864	10,404
<b>Totals:</b>	<b>11,327</b>	<b>2,835</b>	<b>14,162</b>

<b>2020 Over 2019</b>			
	<b>Memphis</b>	<b>Jackson</b>	<b>Total %</b>
Chapter 7	(672)	(242)	-27.96%
Chapter 11	(12)	1	-45.83%
Chapter 12	0	0	0.00%
Chapter 13	(3,601)	(902)	-46.71%
<b>Totals:</b>	<b>(4,285)</b>	<b>(1,143)</b>	<b>-41.97%</b>

<b>2020 Over 2019</b>		
	<b>Jackson</b>	<b>Total %</b>
Chapter 7	(242)	-28.01%
Chapter 11	1	16.67%
Chapter 12	0	0.00%
Chapter 13	(902)	-48.03%
<b>Totals:</b>	<b>(1,143)</b>	<b>-41.59%</b>

<b>% of Filings by Chap. By Div. Chapter % of</b>			
	<b>Memphis</b>	<b>Jackson</b>	<b>Total Filings</b>
Chapter 7	74%	26%	31%
Chapter 11	46%	54%	0%
Chapter 12	0%	0%	0%
Chapter 13	81%	19%	68%
<b>Totals:</b>	<b>79%</b>	<b>21%</b>	<b>100%</b>

<b>% of Filings by Chap. By Div. Chapter % of</b>			
	<b>Memphis</b>	<b>Jackson</b>	<b>Total Filings</b>
Chapter 7	74%	26%	25%
Chapter 11	75%	25%	0%
Chapter 12	0%	0%	0%
Chapter 13	81%	19%	75%
<b>Totals:</b>	<b>79%</b>	<b>21%</b>	<b>100%</b>

<b>% of Filings by Chap. By Div. Chapter % of</b>			
	<b>Memphis</b>	<b>Jackson</b>	<b>Total Filings</b>
Chapter 7	75%	25%	26%
Chapter 11	87%	12%	0%
Chapter 12	0%	100%	0%
Chapter 13	81%	19%	74%
<b>Totals:</b>	<b>80%</b>	<b>20%</b>	<b>100%</b>

<b>% of Filings by Chap. By Div. Chapter % of</b>			
	<b>Memphis</b>	<b>Jackson</b>	<b>Total Filings</b>
Chapter 7	74%	26%	26%
Chapter 11	81%	19%	0%
Chapter 12	33%	67%	0%
Chapter 13	82%	18%	73%
<b>Totals:</b>	<b>80%</b>	<b>20%</b>	<b>100%</b>

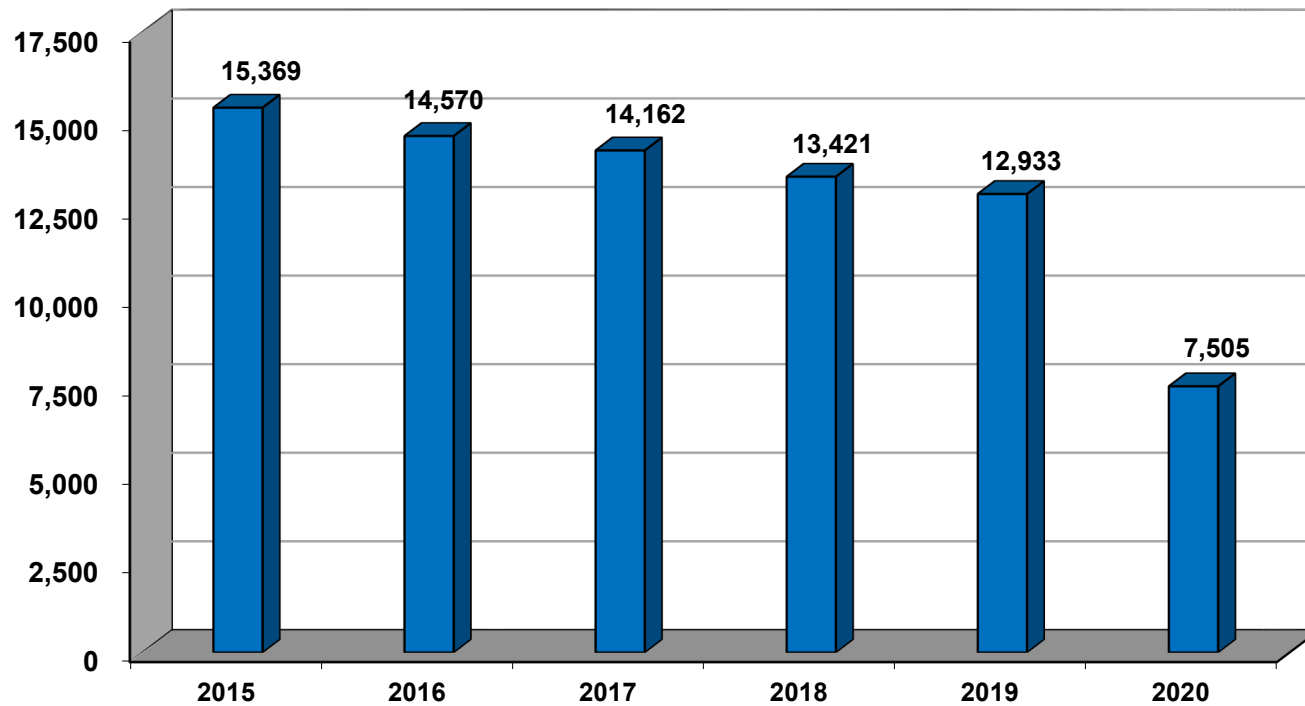
**Overall Change  
2020 Over 2019  
(Both Divisions)**

**-41.97%**

<b>2020 Over 2019</b>		
	<b>Memphis</b>	<b>Total %</b>
Chapter 7	(672)	-27.94%
Chapter 11	(12)	-66.67%
Chapter 12	0	0.00%
Chapter 13	(3,601)	-46.39%
<b>Totals:</b>	<b>(4,285)</b>	<b>-42.07%</b>

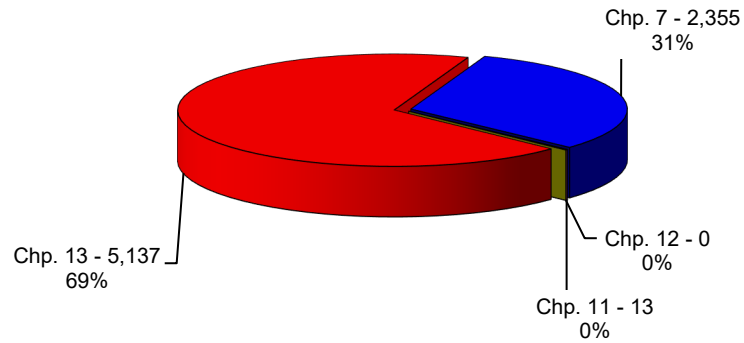
*Calculation of percentages are rounded to two places. .745 would be shown as .75 or 75%, and .744 would be displayed as .74 or 74%.*

**Total Filings For Western District By Year  
12 Month Period Ending Dec 31, 2020  
and Prior 12 Month Intervals**

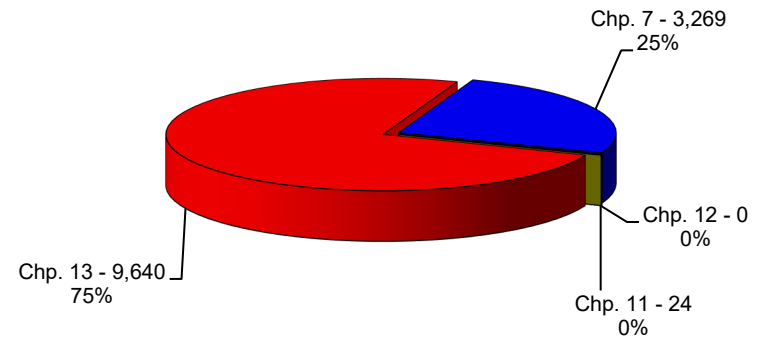


## United States Bankruptcy Court Western District of Tennessee

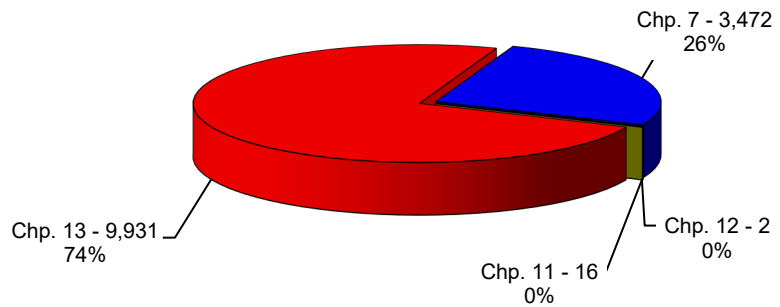
**Bankruptcy Case Filings  
Jan 1, 2020 thru Dec 31, 2020**



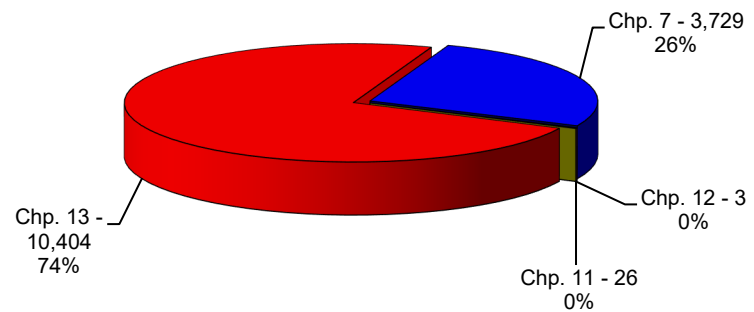
**Bankruptcy Case Filings  
Jan 1, 2019 thru Dec 31, 2019**



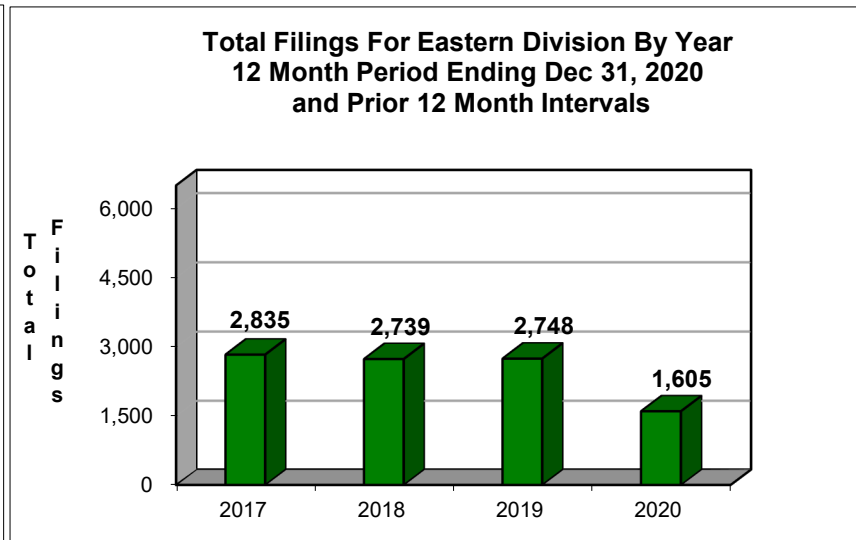
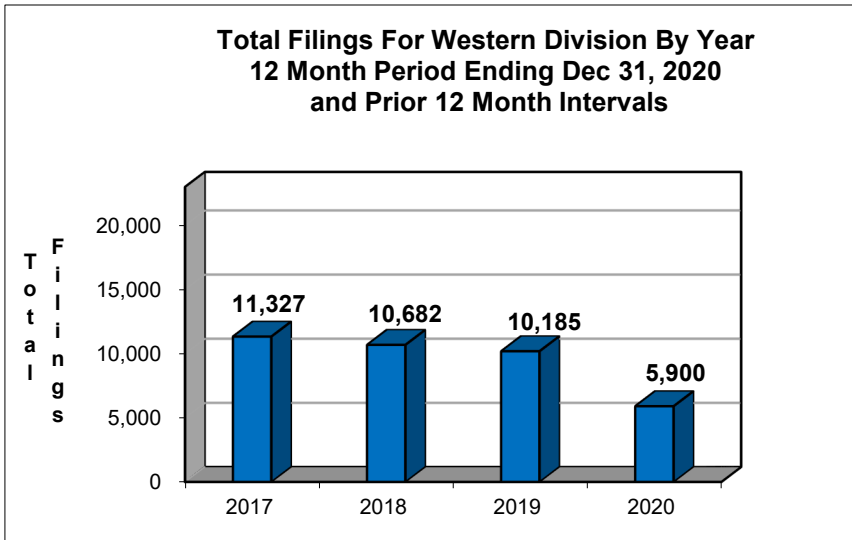
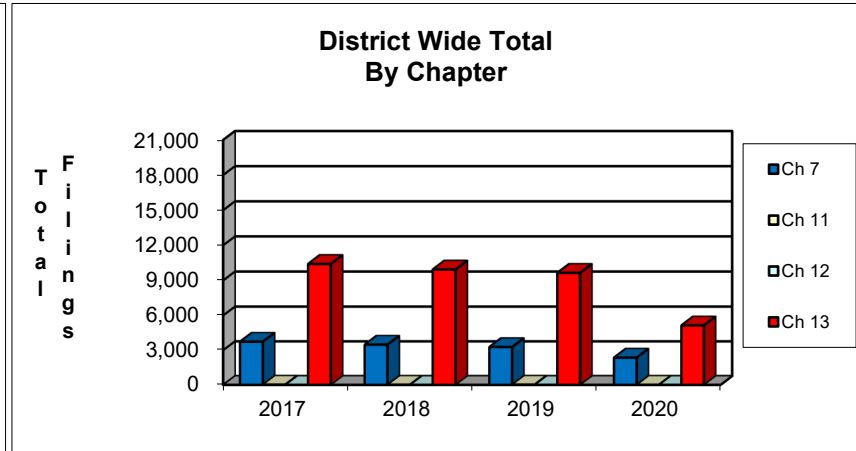
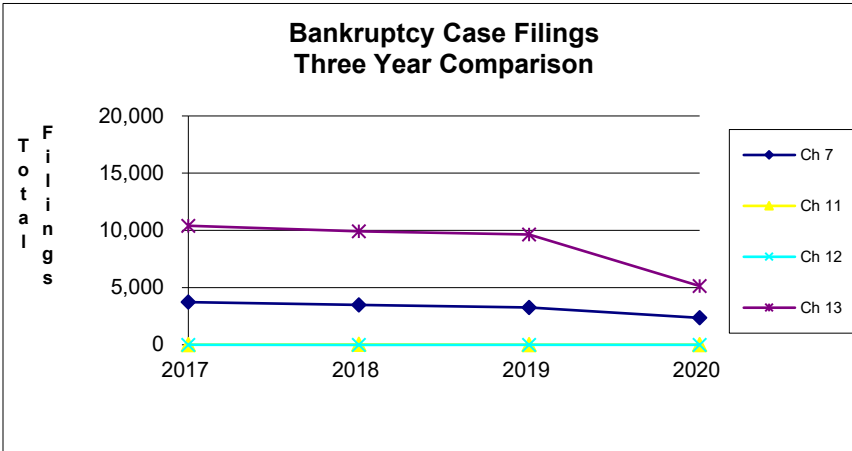
**Bankruptcy Case Filings  
Jan 1, 2018 thru Dec 31, 2018**



**Bankruptcy Case Filings  
Jan 1, 2017 thru Dec 31, 2017**



## United States Bankruptcy Court Western District of Tennessee



**NOTE: Data For Each Year was Calculated Beginning Dec 31, 2020 And Extending Backwards Twelve Months**

**Bankruptcy Yearly Case Filings  
Western District of Tennessee**

