

UNITED STATES BANKRUPTCY COURT
Western District of Tennessee
PETITIONS FILED FOR TWELVE MONTH PERIODS
BY DIVISIONS

Jul 1, 2020 - Jun 30, 2021			
	Memphis	Jackson	Totals
Chapter 7	1,419	492	1,911
Chapter 11	10	6	16
Chapter 12	0	0	0
Chapter 13	3,221	719	3,940
Totals:	4,650	1,217	5,867

Jul 1, 2019 - Jun 30, 2020			
	Memphis	Jackson	Totals
Chapter 7	2,171	774	2,945
Chapter 11	13	4	17
Chapter 12	0	0	0
Chapter 13	6,337	1,497	7,834
Totals:	8,521	2,275	10,796

Jul 1, 2018 - Jun 30, 2019			
	Memphis	Jackson	Totals
Chapter 7	2,479	860	3,339
Chapter 11	13	6	19
Chapter 12	0	1	1
Chapter 13	7,826	1,955	9,781
Totals:	10,318	2,822	13,140

Jul 1, 2017 - Jun 30, 2018			
	Memphis	Jackson	Totals
Chapter 7	2,721	923	3,644
Chapter 11	14	5	19
Chapter 12	1	2	3
Chapter 13	8,227	1,805	10,032
Totals:	10,963	2,735	13,698

2021 Over 2020			
	Memphis	Jackson	Total %
Chapter 7	(752)	(282)	-35.11%
Chapter 11	(3)	2	-5.88%
Chapter 12	0	0	0.00%
Chapter 13	(3,116)	(778)	-49.71%
Totals:	(3,871)	(1,058)	-45.66%

2021 Over 2020		
	Jackson	Total %
Chapter 7	(282)	-36.43%
Chapter 11	2	50.00%
Chapter 12	0	0.00%
Chapter 13	(778)	-51.97%
Totals:	(1,058)	-46.51%

% of Filings by Chap. By Div. Chapter % of			
	Memphis	Jackson	Total Filings
Chapter 7	74%	26%	33%
Chapter 11	62%	37%	0%
Chapter 12	0%	0%	0%
Chapter 13	82%	18%	67%
Totals:	79%	21%	100%

% of Filings by Chap. By Div. Chapter % of			
	Memphis	Jackson	Total Filings
Chapter 7	74%	26%	27%
Chapter 11	76%	24%	0%
Chapter 12	0%	0%	0%
Chapter 13	81%	19%	73%
Totals:	79%	21%	100%

% of Filings by Chap. By Div. Chapter % of			
	Memphis	Jackson	Total Filings
Chapter 7	74%	26%	25%
Chapter 11	68%	32%	0%
Chapter 12	0%	100%	0%
Chapter 13	80%	20%	74%
Totals:	79%	21%	100%

% of Filings by Chap. By Div. Chapter % of			
	Memphis	Jackson	Total Filings
Chapter 7	75%	25%	27%
Chapter 11	74%	26%	0%
Chapter 12	33%	67%	0%
Chapter 13	82%	18%	73%
Totals:	80%	20%	100%

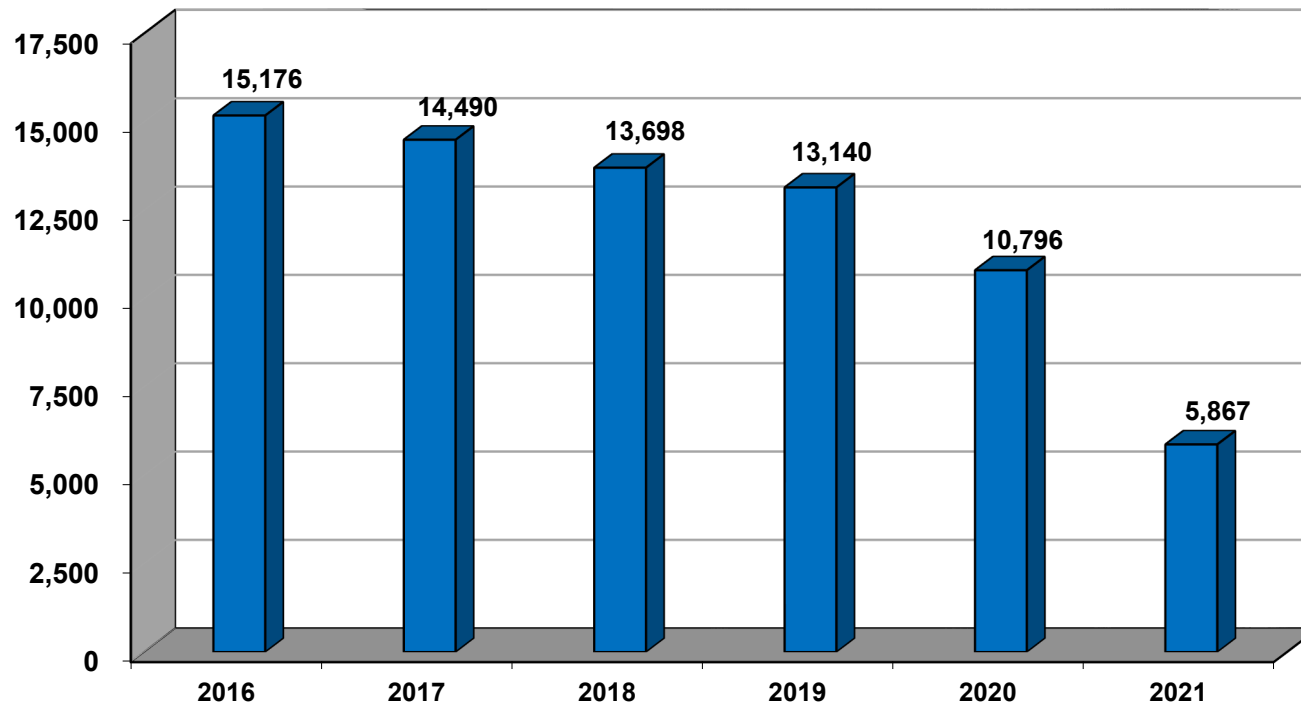
Overall Change
2021 Over 2020
(Both Divisions)

-45.66%

2021 Over 2020		
	Memphis	Total %
Chapter 7	(752)	-34.64%
Chapter 11	(3)	-23.08%
Chapter 12	0	0.00%
Chapter 13	(3,116)	-49.17%
Totals:	(3,871)	-45.43%

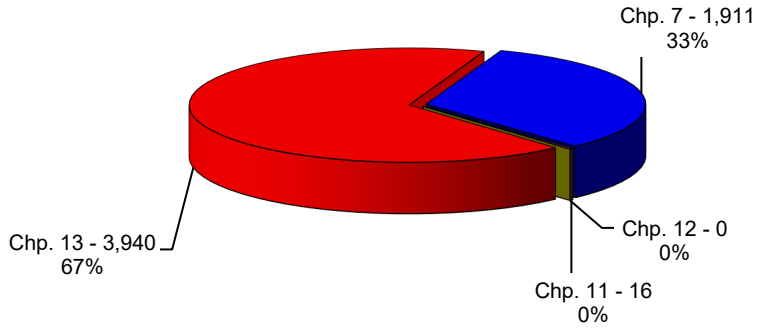
Calculation of percentages are rounded to two places. .745 would be shown as .75 or 75%, and .744 would be displayed as .74 or 74%.

**Total Filings For Western Division By Year
12 Month Period Ending Jun 30, 2021
and Prior 12 Month Intervals**

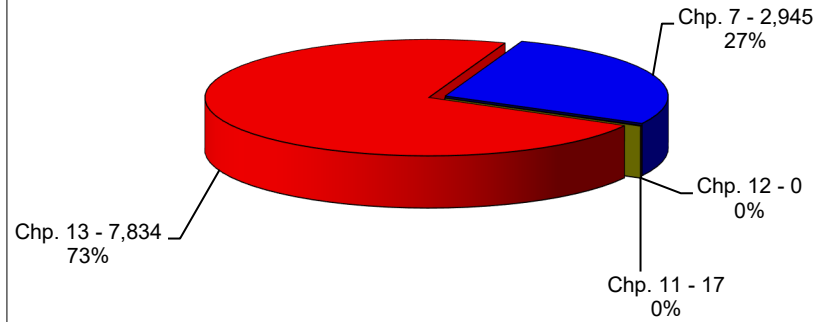


**United States Bankruptcy Court
Western District of Tennessee**

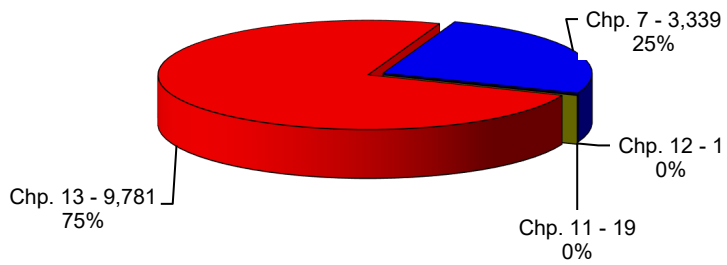
**Bankruptcy Case Filings
Jul 1, 2020 thru Jun 30, 2021**



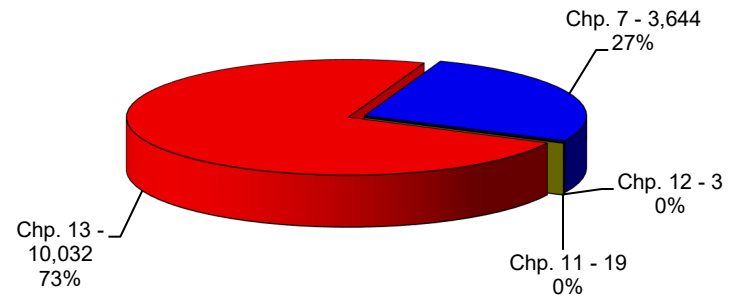
**Bankruptcy Case Filings
Jul 1, 2019 thru Jun 30, 2020**



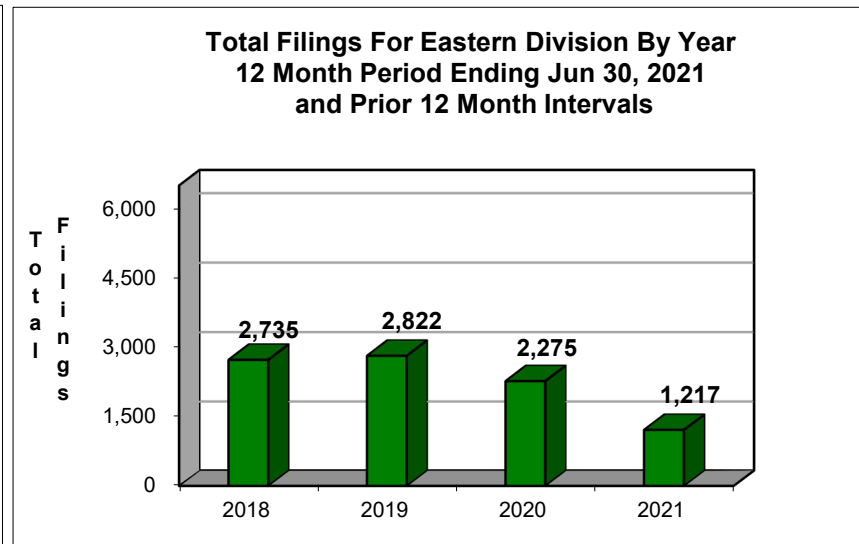
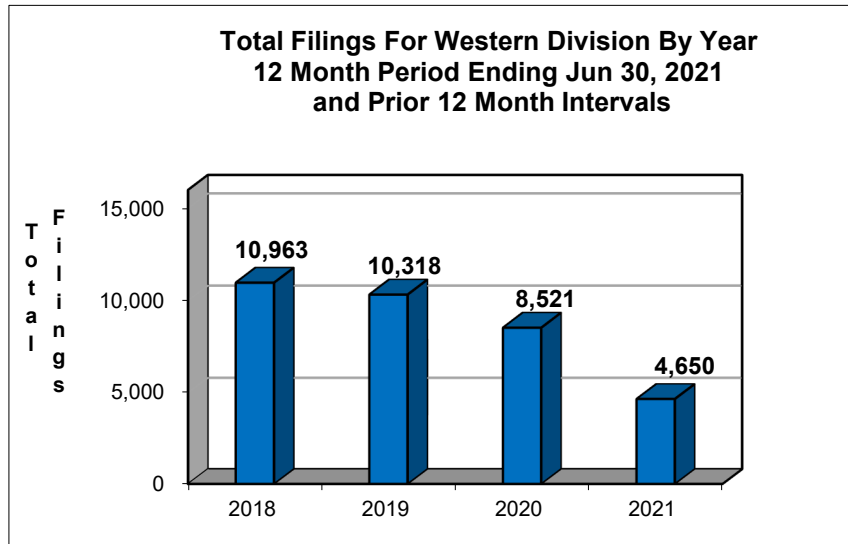
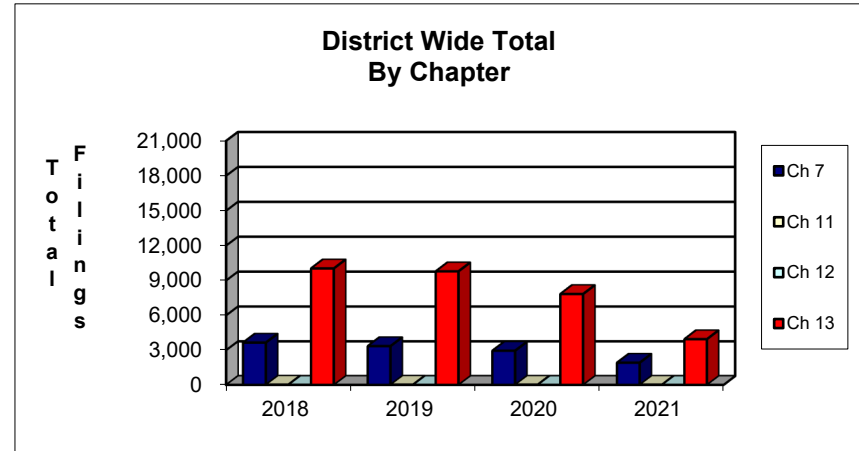
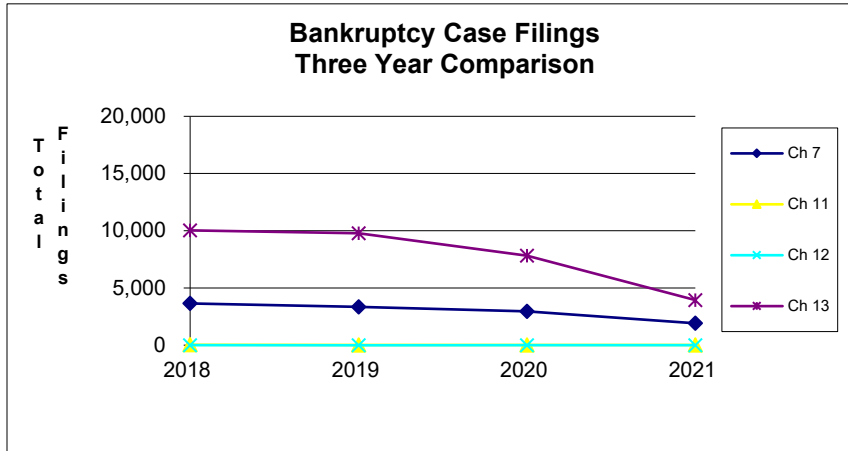
**Bankruptcy Case Filings
Jul 1, 2018 thru Jun 30, 2019**



**Bankruptcy Case Filings
Jul 1, 2017 thru Jun 30, 2018**



United States Bankruptcy Court Western District of Tennessee



NOTE: Data For Each Year was Calculated Beginning Jun 30, 2021 And Extending Backwards Twelve Months

**Bankruptcy Yearly Case Filings
Western District of Tennessee**

