

UNITED STATES BANKRUPTCY COURT
Western District of Tennessee
PETITIONS FILED FOR TWELVE MONTH PERIODS
BY DIVISIONS

Apr 1, 2020 - Mar 31, 2021			
	Memphis	Jackson	Totals
Chapter 7	1,432	537	1,969
Chapter 11	8	5	13
Chapter 12	0	0	0
Chapter 13	3,116	731	3,847
Totals:	4,556	1,273	5,829

Apr 1, 2019 - Mar 31, 2020			
	Memphis	Jackson	Totals
Chapter 7	2,384	858	3,242
Chapter 11	16	7	23
Chapter 12	0	0	0
Chapter 13	7,563	1,795	9,358
Totals:	9,963	2,660	12,623

Apr 1, 2018 - Mar 31, 2019			
	Memphis	Jackson	Totals
Chapter 7	2,559	871	3,430
Chapter 11	13	3	16
Chapter 12	0	2	2
Chapter 13	7,968	1,964	9,932
Totals:	10,540	2,840	13,380

Apr 1, 2017 - Mar 31, 2018			
	Memphis	Jackson	Totals
Chapter 7	2,737	933	3,670
Chapter 11	19	5	24
Chapter 12	1	2	3
Chapter 13	8,415	1,797	10,212
Totals:	11,172	2,737	13,909

2021 Over 2020			
	Memphis	Jackson	Total %
Chapter 7	(952)	(321)	-39.27%
Chapter 11	(8)	(2)	-43.48%
Chapter 12	0	0	0.00%
Chapter 13	(4,447)	(1,064)	-58.89%
Totals:	(5,407)	(1,387)	-53.82%

2021 Over 2020		
	Jackson	Total %
Chapter 7	(321)	-37.41%
Chapter 11	(2)	-28.57%
Chapter 12	0	0.00%
Chapter 13	(1,064)	-59.28%
Totals:	(1,387)	-52.14%

% of Filings by Chap. By Div. Chapter % of			
	Memphis	Jackson	Total Filings
Chapter 7	73%	27%	34%
Chapter 11	62%	38%	0%
Chapter 12	0%	0%	0%
Chapter 13	81%	19%	66%
Totals:	78%	22%	100%

% of Filings by Chap. By Div. Chapter % of			
	Memphis	Jackson	Total Filings
Chapter 7	74%	26%	26%
Chapter 11	70%	30%	0%
Chapter 12	0%	0%	0%
Chapter 13	81%	19%	74%
Totals:	79%	21%	100%

% of Filings by Chap. By Div. Chapter % of			
	Memphis	Jackson	Total Filings
Chapter 7	75%	25%	26%
Chapter 11	81%	19%	0%
Chapter 12	0%	100%	0%
Chapter 13	80%	20%	74%
Totals:	79%	21%	100%

% of Filings by Chap. By Div. Chapter % of			
	Memphis	Jackson	Total Filings
Chapter 7	75%	25%	26%
Chapter 11	79%	21%	0%
Chapter 12	33%	67%	0%
Chapter 13	82%	18%	73%
Totals:	80%	20%	100%

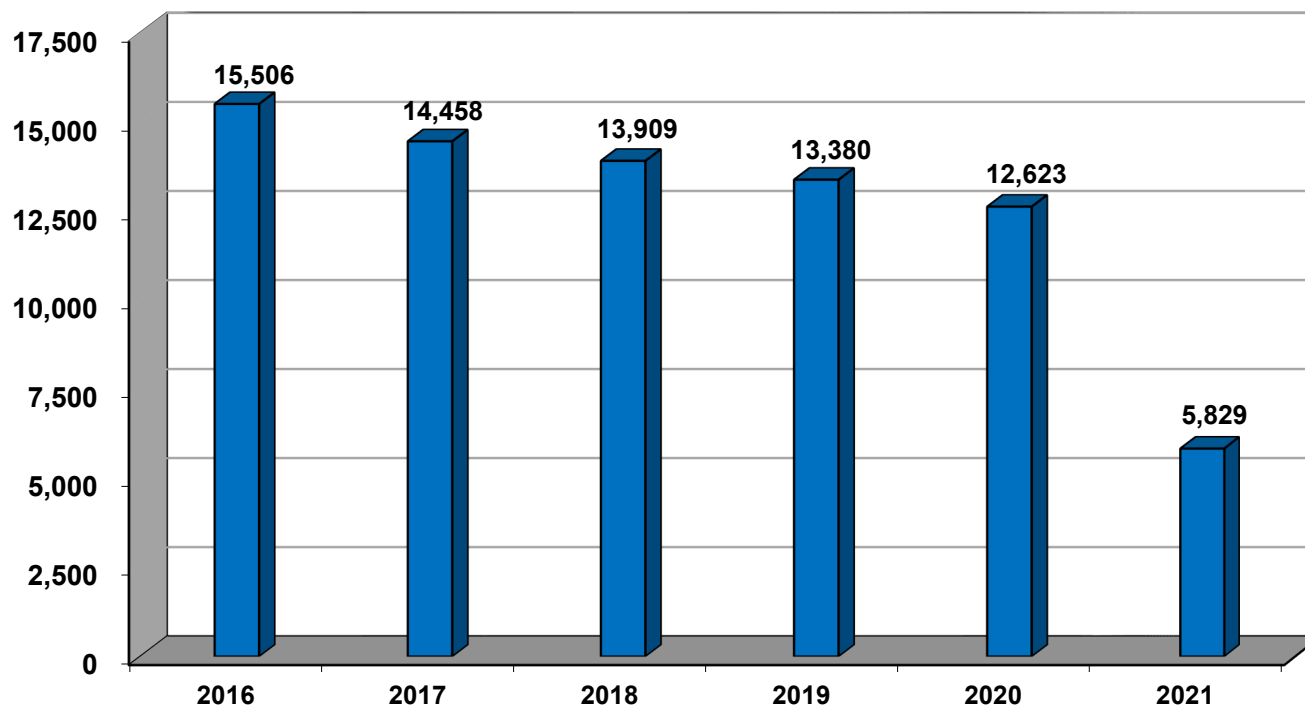
Overall Change
2021 Over 2020
(Both Divisions)

-53.82%

2021 Over 2020		
	Memphis	Total %
Chapter 7	(952)	-39.93%
Chapter 11	(8)	-50.00%
Chapter 12	0	0.00%
Chapter 13	(4,447)	-58.80%
Totals:	(5,407)	-54.27%

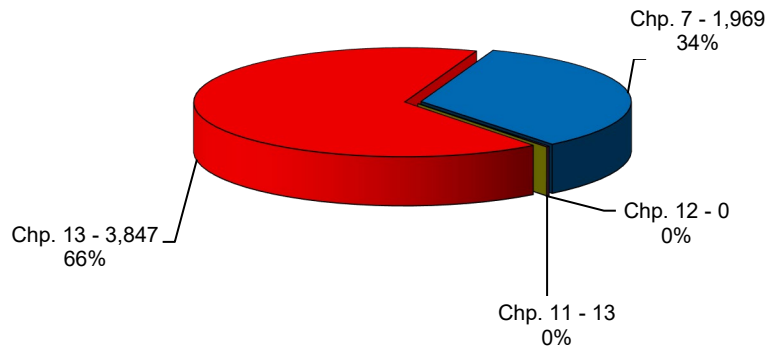
Calculation of percentages are rounded to two places. .745 would be shown as .75 or 75%, and .744 would be displayed as .74 or 74%.

**Total Filings For Western District By Year
12 Month Period Ending Mar 31, 2021
and Prior 12 Month Intervals**

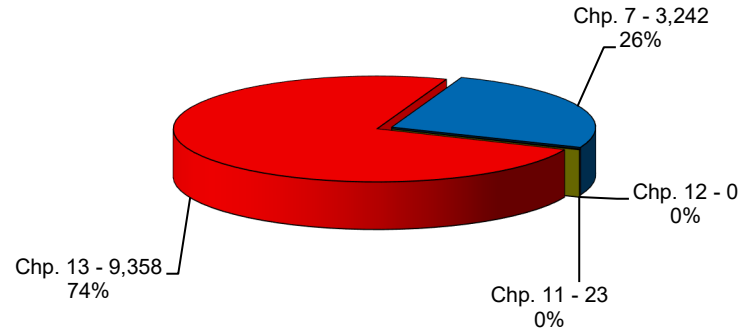


United States Bankruptcy Court Western District of Tennessee

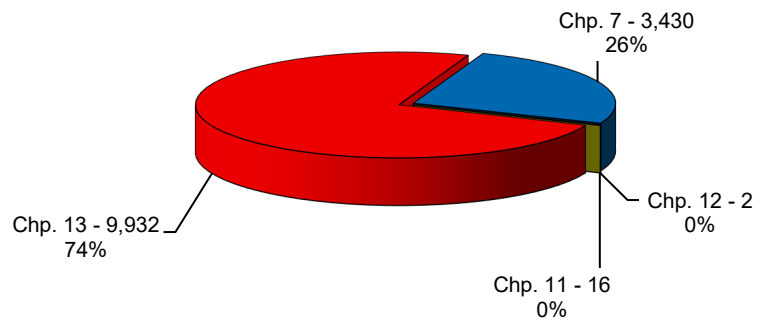
**Bankruptcy Case Filings
Apr 1, 2020 thru Mar 31, 2021**



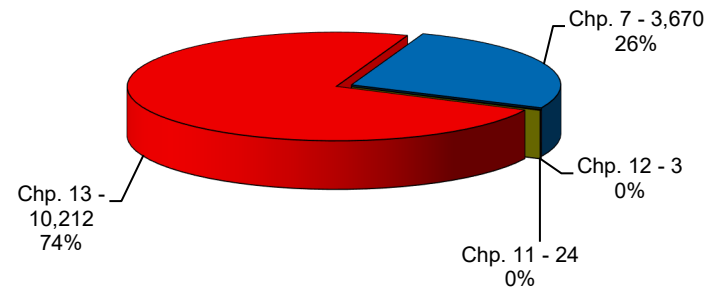
**Bankruptcy Case Filings
Apr 1, 2019 thru Mar 31, 2020**



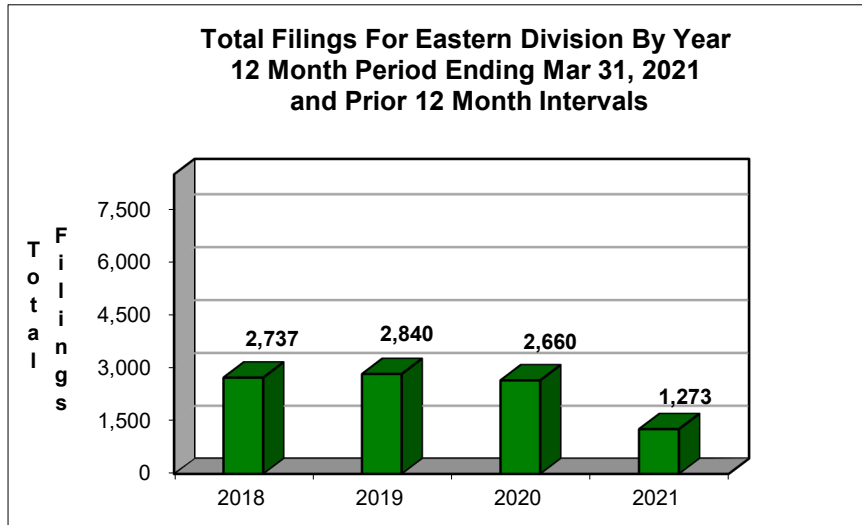
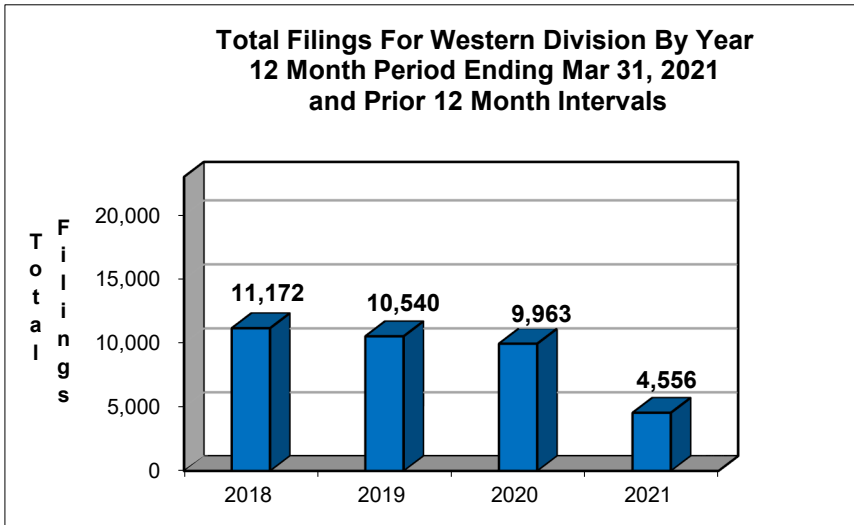
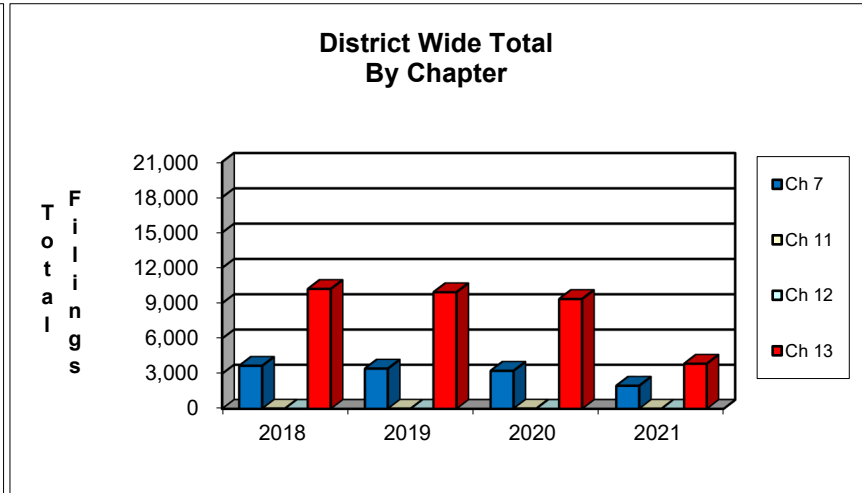
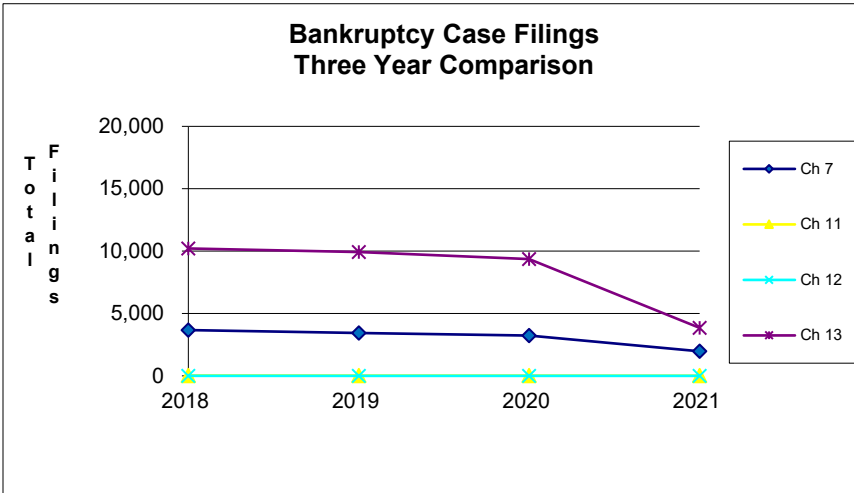
**Bankruptcy Case Filings
Apr 1, 2018 thru Mar 31, 2019**



**Bankruptcy Case Filings
Apr 1, 2017 thru Mar 31, 2018**



United States Bankruptcy Court Western District of Tennessee



NOTE: Data For Each Year was Calculated Beginning Mar 31, 2021 And Extending Backwards Twelve Months

**Bankruptcy Yearly Case Filings
Western District of Tennessee**

