

UNITED STATES BANKRUPTCY COURT
Western District of Tennessee
PETITIONS CLOSED FOR TWELVE MONTH PERIODS
BY DIVISIONS

Jan 1, 2011 - Dec 31, 2011			
	Memphis	Jackson	Totals
Chapter 7	4,491	1,704	6,195
Chapter 11	36	10	46
Chapter 12	0	0	0
Chapter 13	9,821	2,368	12,189
Totals:	14,348	4,082	18,430

Jan 1, 2010 - Dec 31, 2010			
	Memphis	Jackson	Totals
Chapter 7	4,829	1,936	6,765
Chapter 11	33	19	52
Chapter 12	0	0	0
Chapter 13	10,363	2,573	12,936
Totals:	15,225	4,528	19,753

Jan 1, 2009 - Dec 31, 2009			
	Memphis	Jackson	Totals
Chapter 7	4,464	2,183	6,647
Chapter 11	32	11	43
Chapter 12	0	1	1
Chapter 13	11,428	2,802	14,230
Totals:	15,924	4,997	20,921

Jan 1, 2008 - Dec 31, 2008			
	Memphis	Jackson	Totals
Chapter 7	3,355	1,728	5,083
Chapter 11	20	9	29
Chapter 12	0	2	2
Chapter 13	10,872	2,117	12,989
Totals:	14,247	3,856	18,103

2011 Over 2010			
	Memphis	Jackson	Total %
Chapter 7	(338)	(232)	-8.43%
Chapter 11	3	(9)	-11.54%
Chapter 12	0	0	0.00%
Chapter 13	(542)	(205)	-5.77%
Totals:	(877)	(446)	-6.70%

2011 Over 2010		
	Jackson	Total %
Chapter 7	(232)	-11.98%
Chapter 11	(9)	-47.37%
Chapter 12	0	0.00%
Chapter 13	(205)	-7.97%
Totals:	(446)	-9.85%

% of Closings by Chap. By Div. Chapter % of			
	Memphis	Jackson	Total Closings
Chapter 7	72%	28%	34%
Chapter 11	78%	22%	0%
Chapter 12	0%	0%	0%
Chapter 13	81%	19%	66%
Totals:	78%	22%	100%

% of Closings by Chap. By Div. Chapter % of			
	Memphis	Jackson	Total Closings
Chapter 7	71%	29%	34%
Chapter 11	63%	37%	0%
Chapter 12	0%	0%	0%
Chapter 13	80%	20%	65%
Totals:	77%	23%	100%

% of Closings by Chap. By Div. Chapter % of			
	Memphis	Jackson	Total Closings
Chapter 7	67%	33%	32%
Chapter 11	74%	26%	0%
Chapter 12	0%	100%	0%
Chapter 13	80%	20%	68%
Totals:	76%	24%	100%

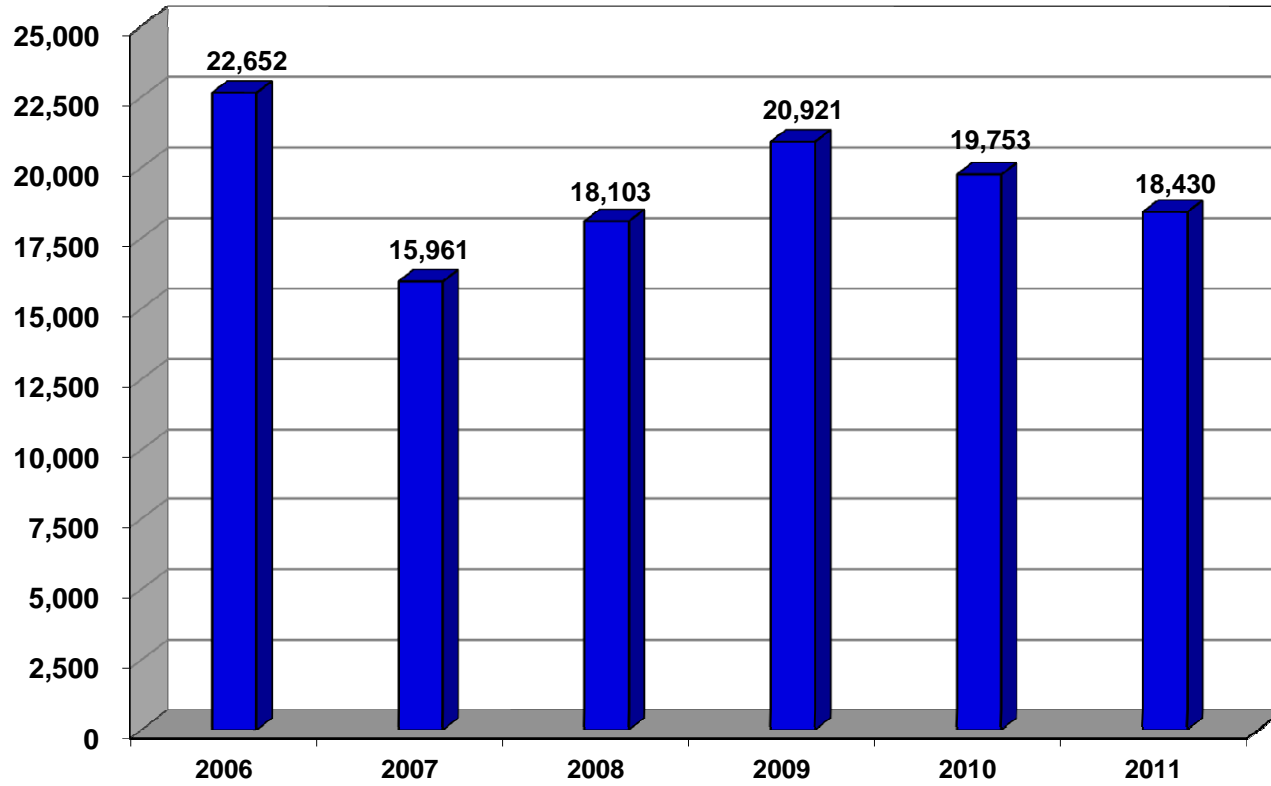
% of Closings by Chap. By Div. Chapter % of			
	Memphis	Jackson	Total Closings
Chapter 7	66%	34%	28%
Chapter 11	69%	31%	0%
Chapter 12	0%	100%	0%
Chapter 13	84%	16%	72%
Totals:	79%	21%	100%

Overall Change 2011 Over 2010 (Both Divisions)
-6.70%

2011 Over 2010		
	Memphis	Total %
Chapter 7	(338)	-7.00%
Chapter 11	3	9.09%
Chapter 12	0	0.00%
Chapter 13	(542)	-5.23%
Totals:	(877)	-5.76%

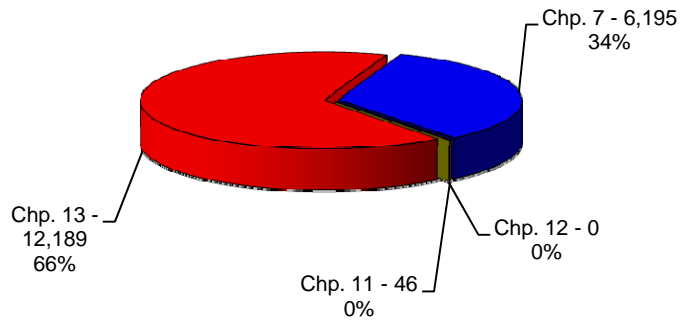
Calculation of percentages are rounded to two places. .745 would be shown as .75 or 75%, and .744 would be displayed as .74 or 74%.

**Total Closings For Western Division By Year
12 Month Period Ending Dec 31, 2011
and Prior 12 Month Intervals**

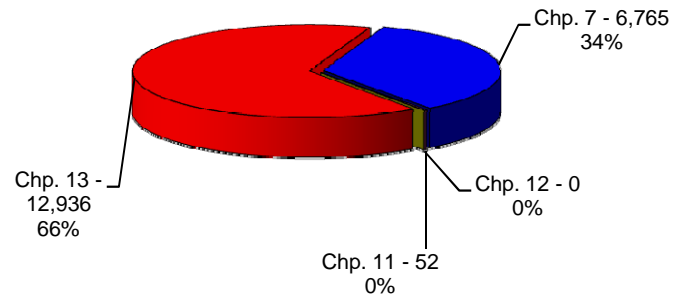


United States Bankruptcy Court Western District of Tennessee

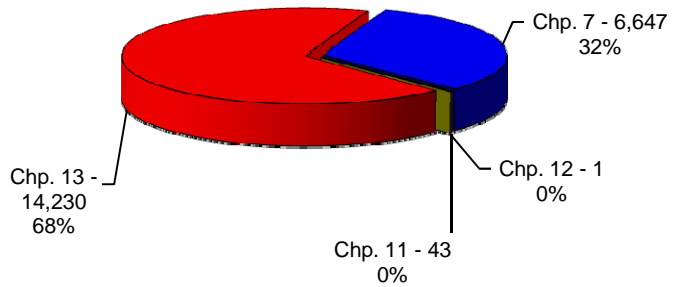
**Bankruptcy Case Closings
Jan 1, 2011 thru Dec 31, 2011**



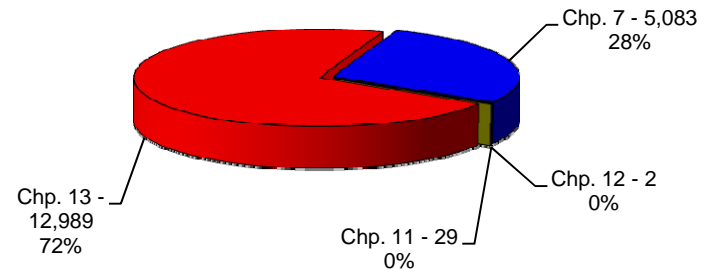
**Bankruptcy Case Closings
Jan 1, 2010 thru Dec 31, 2010**



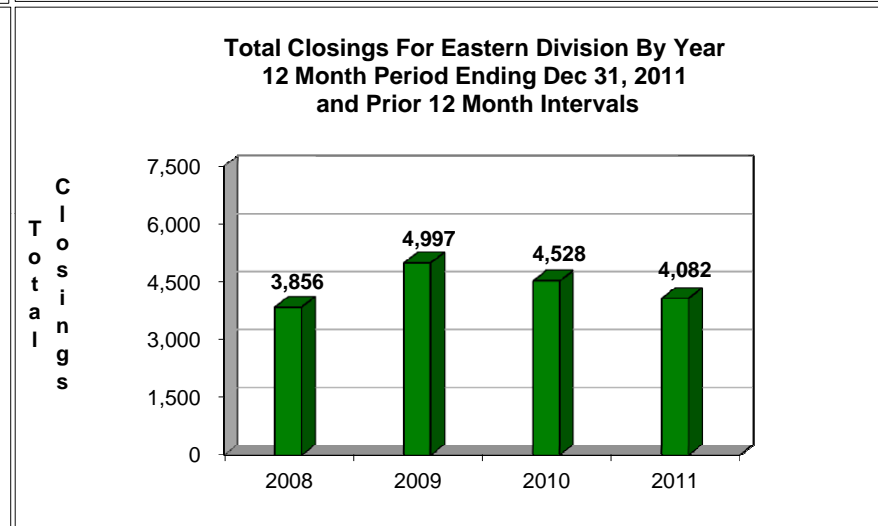
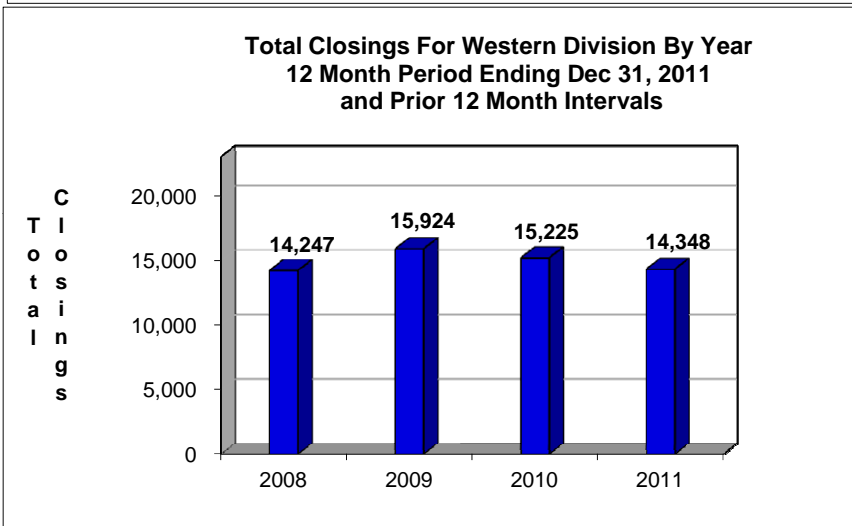
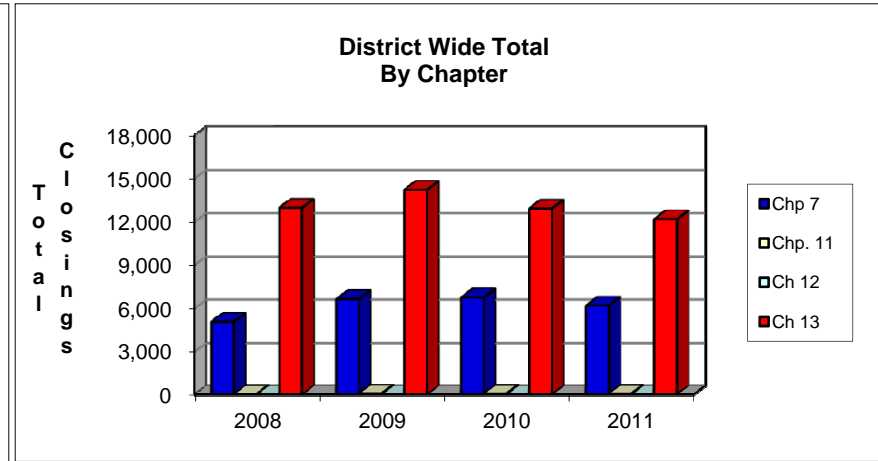
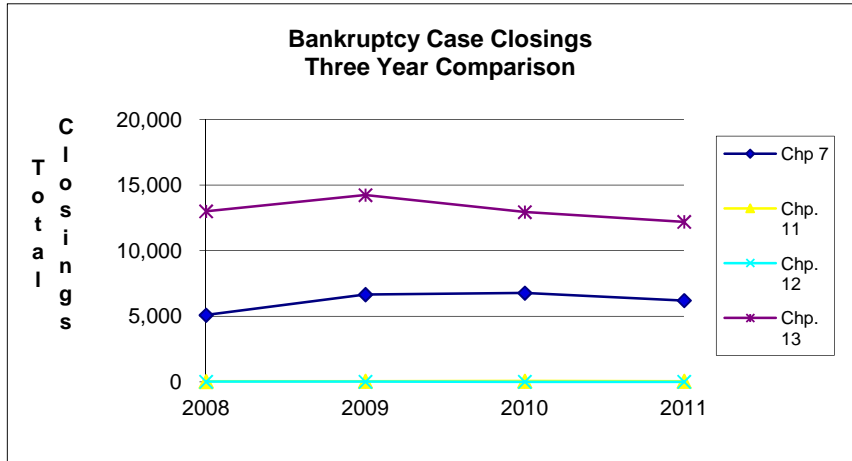
**Bankruptcy Case Closings
Jan 1, 2009 thru Dec 31, 2009**



**Bankruptcy Case Closings
Jan 1, 2008 thru Dec 31, 2008**



United States Bankruptcy Court Western District of Tennessee



NOTE: Data For Each Year was Calculated Beginning Dec 31, 2011 and Extending Backwards Twelve Months