

UNITED STATES BANKRUPTCY COURT
Western District of Tennessee
PETITIONS CLOSED FOR TWELVE MONTH PERIODS
BY DIVISIONS

Jan 1, 2009 - Dec 31, 2009			
	Memphis	Jackson	Totals
Chapter 7	4,522	2,194	6,716
Chapter 11	32	11	43
Chapter 12	0	1	1
Chapter 13	11,433	2,805	14,238
Totals:	15,987	5,011	20,998

Jan 1, 2008 - Dec 31, 2008			
	Memphis	Jackson	Totals
Chapter 7	3,362	1,729	5,091
Chapter 11	20	9	29
Chapter 12	0	2	2
Chapter 13	10,872	2,117	12,989
Totals:	14,254	3,857	18,111

Jan 1, 2007 - Dec 31, 2007			
	Memphis	Jackson	Totals
Chapter 7	3,043	1,418	4,461
Chapter 11	152	20	172
Chapter 12	0	0	0
Chapter 13	8,754	2,582	11,336
Totals:	11,949	4,020	15,969

Jan 1, 2006 - Dec 31, 2006			
	Memphis	Jackson	Totals
Chapter 7	6,533	1,791	8,324
Chapter 11	34	18	52
Chapter 12	0	0	0
Chapter 13	11,711	2,569	14,280
Totals:	18,278	4,378	22,656

2009 Over 2008			
	Memphis	Jackson	Total %
Chapter 7	1,160	465	31.92%
Chapter 11	12	2	48.28%
Chapter 12	0	(1)	-50.00%
Chapter 13	561	688	9.62%
Totals:	1,733	1,154	15.94%

2009 Over 2008		
	Jackson	Total %
Chapter 7	465	26.89%
Chapter 11	2	22.22%
Chapter 12	(1)	-50.00%
Chapter 13	688	32.50%
Totals:	1,154	29.92%

% of Closings by Chap. By Div. Chapter % of			
	Memphis	Jackson	Total Closings
Chapter 7	67%	33%	32%
Chapter 11	74%	26%	0%
Chapter 12	0%	100%	0%
Chapter 13	80%	20%	68%
Totals:	76%	24%	100%

% of Closings by Chap. By Div. Chapter % of			
	Memphis	Jackson	Total Closings
Chapter 7	66%	34%	28%
Chapter 11	69%	31%	0%
Chapter 12	0%	100%	0%
Chapter 13	84%	16%	72%
Totals:	79%	21%	100%

% of Closings by Chap. By Div. Chapter % of			
	Memphis	Jackson	Total Closings
Chapter 7	68%	32%	28%
Chapter 11	88%	12%	1%
Chapter 12	0%	0%	0%
Chapter 13	77%	23%	71%
Totals:	75%	25%	100%

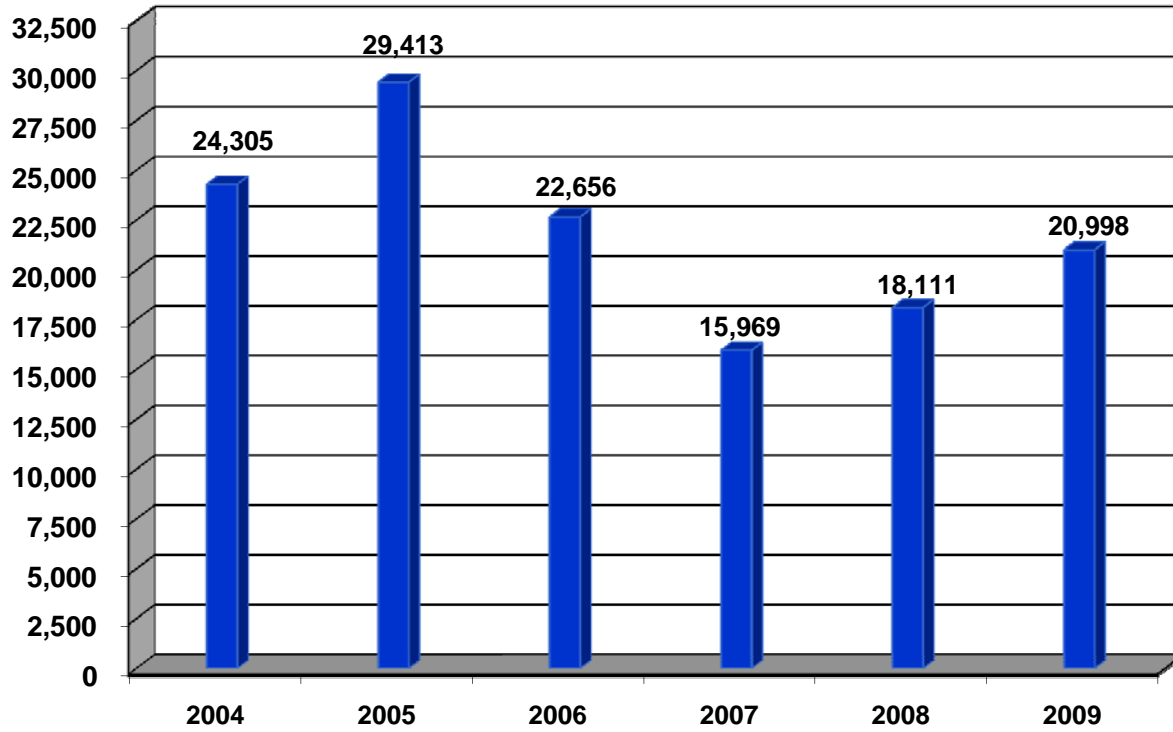
% of Closings by Chap. By Div. Chapter % of			
	Memphis	Jackson	Total Closings
Chapter 7	78%	22%	37%
Chapter 11	65%	35%	0%
Chapter 12	0%	0%	0%
Chapter 13	82%	18%	63%
Totals:	81%	19%	100%

Overall Change 2009 Over 2008 (Both Divisions)
15.94%
2009 Over 2008

	Memphis	Total %
Chapter 7	1,160	34.50%
Chapter 11	12	60.00%
Chapter 12	0	0.00%
Chapter 13	561	5.16%
Totals:	1,733	12.16%

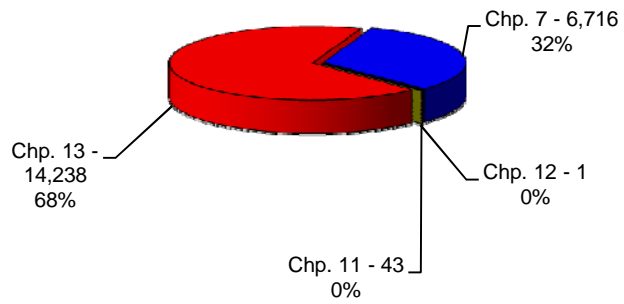
Calculation of percentages are rounded to two places. .745 would be shown as .75 or 75%, and .744 would be displayed as .74 or 74%.

**Total Closings For Western District By Year
12 Month Period Ending Dec 31, 2009
and Prior 12 Month Intervals**

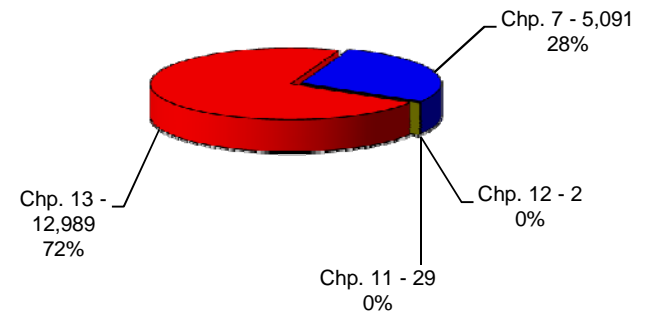


**United States Bankruptcy Court
Western District of Tennessee**

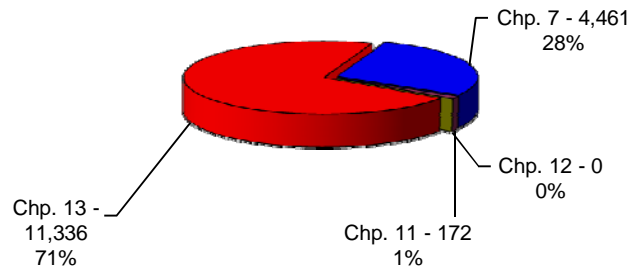
**Bankruptcy Case Closings
Jan 1, 2009 thru Dec 31, 2009**



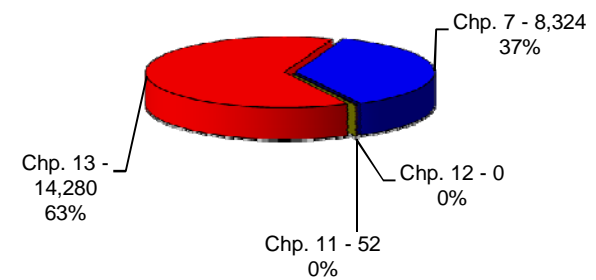
**Bankruptcy Case Closings
Jan 1, 2008 thru Dec 31, 2008**



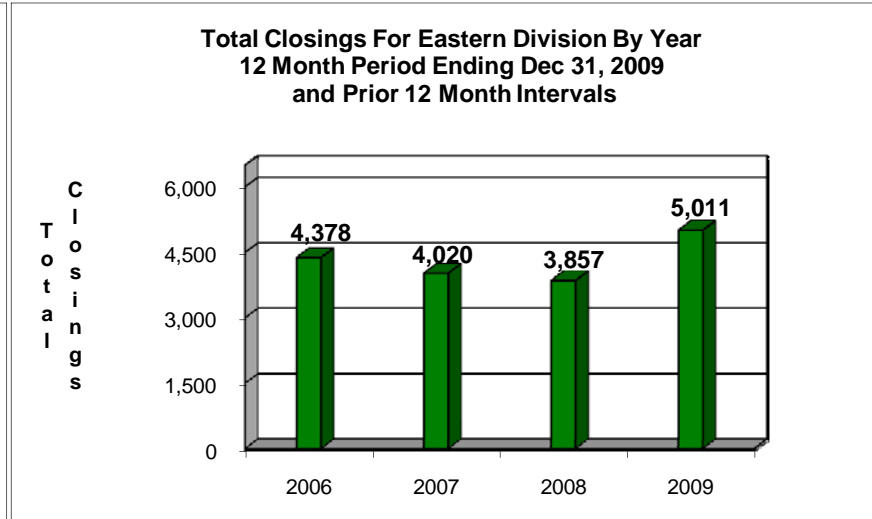
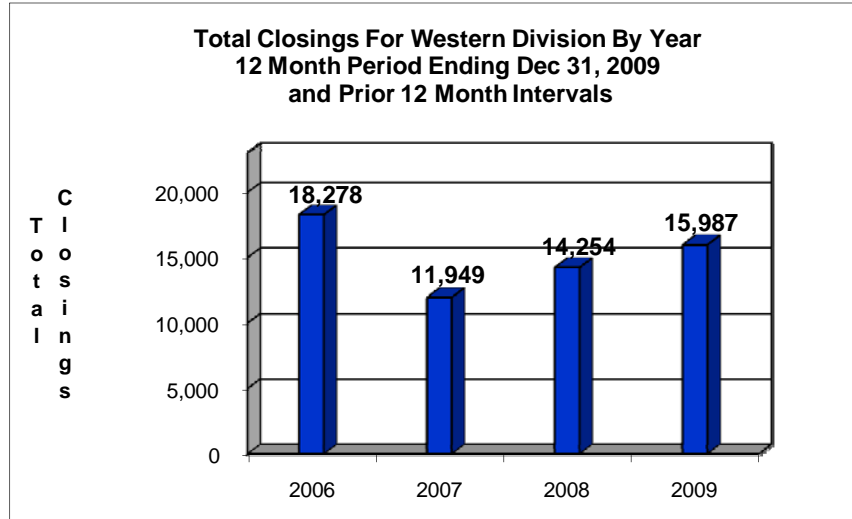
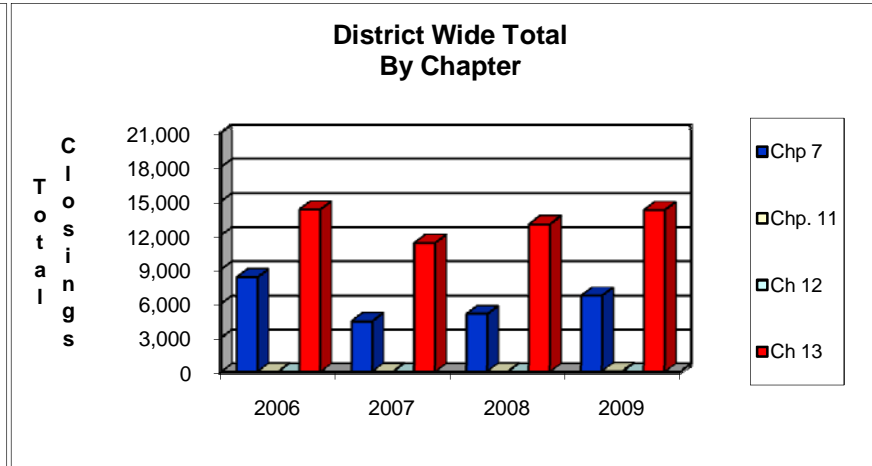
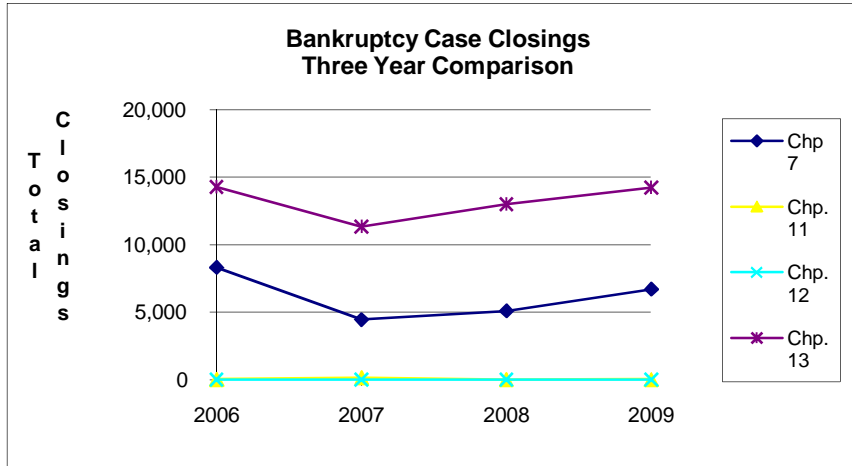
**Bankruptcy Case Closings
Jan 1, 2007 thru Dec 31, 2007**



**Bankruptcy Case Closings
Jan 1, 2006 thru Dec 31, 2006**



United States Bankruptcy Court Western District of Tennessee



NOTE: Data For Each Year was Calculated Beginning Dec 31, 2009 and Extending Backwards Twelve Months