

**UNITED STATES BANKRUPTCY COURT**  
**Western District of Tennessee**  
**PETITIONS CLOSED FOR TWELVE MONTH PERIODS**  
**BY DIVISIONS**

<b>Jan 01, 2007 - Dec 31, 2007</b>			
	<b>Memphis</b>	<b>Jackson</b>	<b>Totals</b>
Chapter 7	3,080	1,424	4,504
Chapter 9	0	0	0
Chapter 11	152	20	172
Chapter 12	0	0	0
Chapter 13	8,762	2,586	11,348
<b>Totals:</b>	<b>11,994</b>	<b>4,030</b>	<b>16,024</b>

<b>Jan 01, 2006 - Dec 31, 2006</b>			
	<b>Memphis</b>	<b>Jackson</b>	<b>Totals</b>
Chapter 7	6,545	1,793	8,338
Chapter 9	0	0	0
Chapter 11	34	18	52
Chapter 12	0	0	0
Chapter 13	11,712	2,571	14,283
<b>Totals:</b>	<b>18,291</b>	<b>4,382</b>	<b>22,673</b>

<b>Jan 01, 2005 - Dec 31, 2005</b>			
	<b>Memphis</b>	<b>Jackson</b>	<b>Totals</b>
Chapter 7	8,038	2,752	10,790
Chapter 9	0	0	0
Chapter 11	34	29	63
Chapter 12	0	1	1
Chapter 13	15,701	2,867	18,568
<b>Totals:</b>	<b>23,773</b>	<b>5,649</b>	<b>29,422</b>

<b>Jan 01, 2004 - Dec 31, 2004</b>			
	<b>Memphis</b>	<b>Jackson</b>	<b>Totals</b>
Chapter 7	5,111	3,301	8,412
Chapter 9	0	0	0
Chapter 11	29	48	77
Chapter 12	0	5	5
Chapter 13	12,703	3,114	15,817
<b>Totals:</b>	<b>17,843</b>	<b>6,468</b>	<b>24,311</b>

<b>2007 Over 2006</b>			
	<b>Memphis</b>	<b>Jackson</b>	<b>Total %</b>
Chapter 7	(3,465)	(369)	-45.98%
Chapter 9	0	0	0.00%
Chapter 11	118	2	230.77%
Chapter 12	0	0	0.00%
Chapter 13	(2,950)	15	-20.55%
<b>Totals:</b>	<b>(6,297)</b>	<b>(352)</b>	<b>-29.33%</b>

<b>2007 Over 2006</b>		
	<b>Jackson</b>	<b>Total %</b>
Chapter 7	(369)	-20.58%
Chapter 9	0	0.00%
Chapter 11	2	11.11%
Chapter 12	0	0.00%
Chapter 13	15	0.58%
<b>Totals:</b>	<b>(352)</b>	<b>-8.03%</b>

<b>% of Closings by Chap. By Div. Chapter % of</b>			
	<b>Memphis</b>	<b>Jackson</b>	<b>Total Closings</b>
Chapter 7	68%	32%	28%
Chapter 9	0%	0%	0%
Chapter 11	88%	12%	1%
Chapter 12	0%	0%	0%
Chapter 13	77%	23%	71%
<b>Totals:</b>	<b>75%</b>	<b>25%</b>	<b>100%</b>

<b>% of Closings by Chap. By Div. Chapter % of</b>			
	<b>Memphis</b>	<b>Jackson</b>	<b>Total Closings</b>
Chapter 7	78%	22%	37%
Chapter 9	0%	0%	0%
Chapter 11	65%	35%	0%
Chapter 12	0%	0%	0%
Chapter 13	82%	18%	63%
<b>Totals:</b>	<b>81%</b>	<b>19%</b>	<b>100%</b>

<b>% of Closings by Chap. By Div. Chapter % of</b>			
	<b>Memphis</b>	<b>Jackson</b>	<b>Total Closings</b>
Chapter 7	74%	26%	37%
Chapter 9	0%	0%	0%
Chapter 11	54%	46%	0%
Chapter 12	0%	100%	0%
Chapter 13	85%	15%	63%
<b>Totals:</b>	<b>81%</b>	<b>19%</b>	<b>100%</b>

<b>% of Closings by Chap. By Div. Chapter % of</b>			
	<b>Memphis</b>	<b>Jackson</b>	<b>Total Closings</b>
Chapter 7	61%	39%	35%
Chapter 9	0%	0%	0%
Chapter 11	38%	62%	0%
Chapter 12	0%	100%	0%
Chapter 13	80%	20%	65%
<b>Totals:</b>	<b>73%</b>	<b>27%</b>	<b>100%</b>

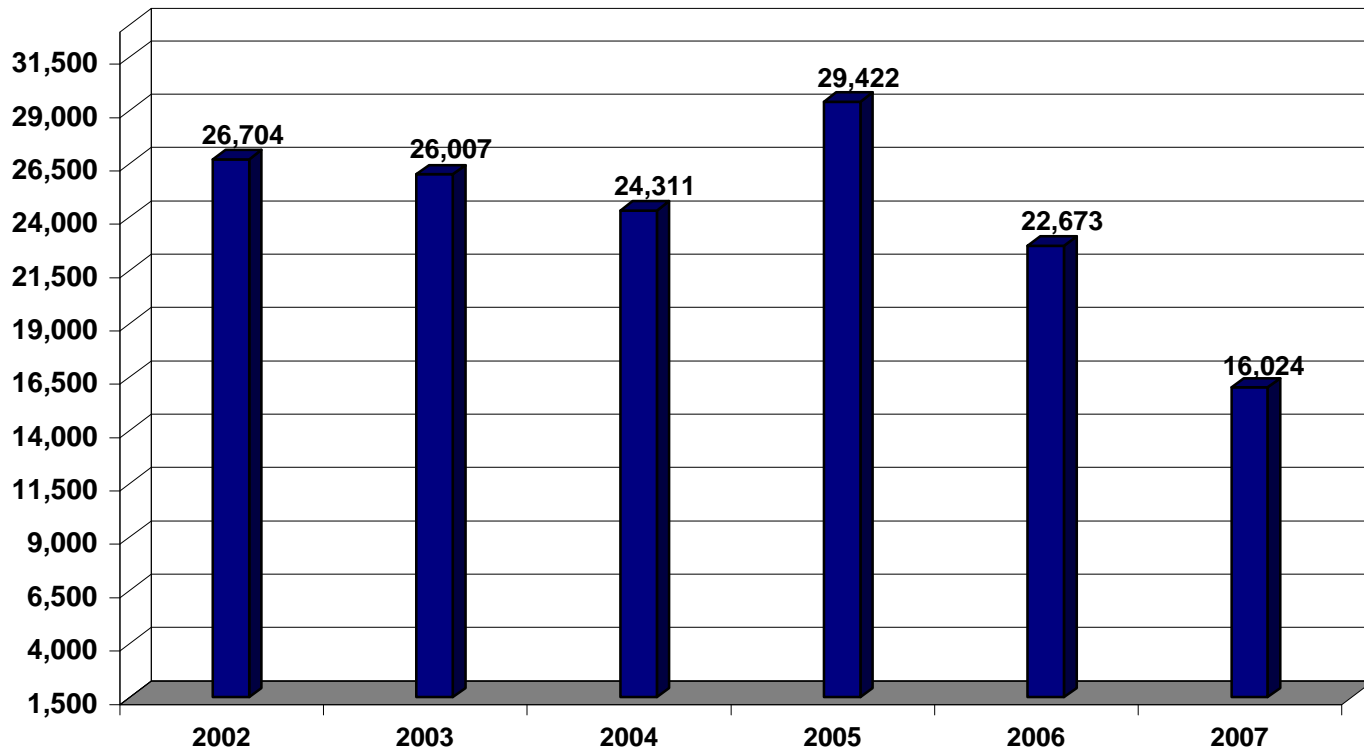
**Overall Change  
2007 Over 2006  
(Both Divisions)**

**-29.33%**

<b>2007 Over 2006</b>		
	<b>Memphis</b>	<b>Total %</b>
Chapter 7	(3,465)	-52.94%
Chapter 9	0	0.00%
Chapter 11	118	347.06%
Chapter 12	0	0.00%
Chapter 13	(2,950)	-25.19%
<b>Totals:</b>	<b>(6,297)</b>	<b>-34.43%</b>

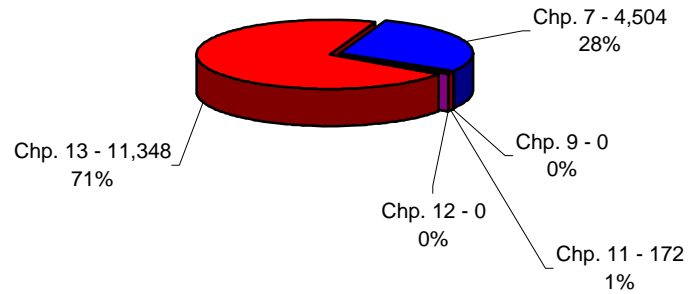
*Calculation of percentages are rounded to two places. .745 would be shown as .75 or 75%, and .744 would be displayed as .74 or 74%.*

**Total Closings For Western District By Year  
12 Month Period Ending Dec 31, 2007  
and 12 Prior Month Intervals**

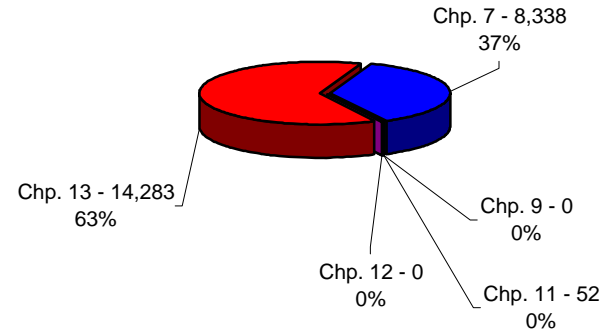


**United States Bankruptcy Court  
Western District of Tennessee**

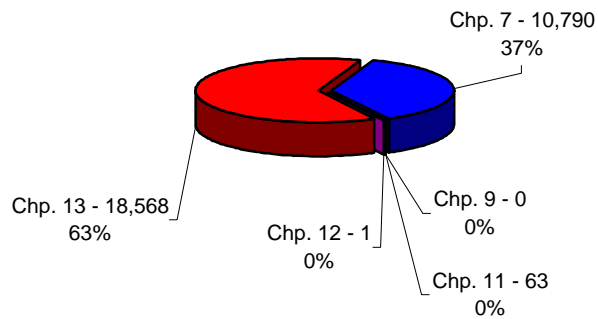
**Bankruptcy Case Closings  
Jan 01, 2007 thru Dec 31, 2007**



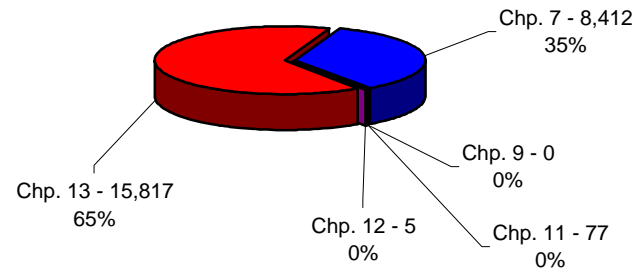
**Bankruptcy Case Closings  
Jan 01, 2006 thru Dec 31, 2006**



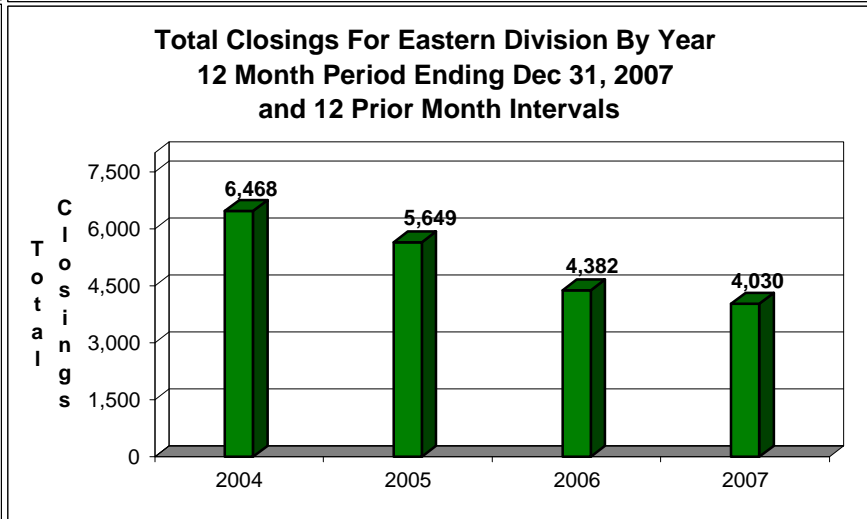
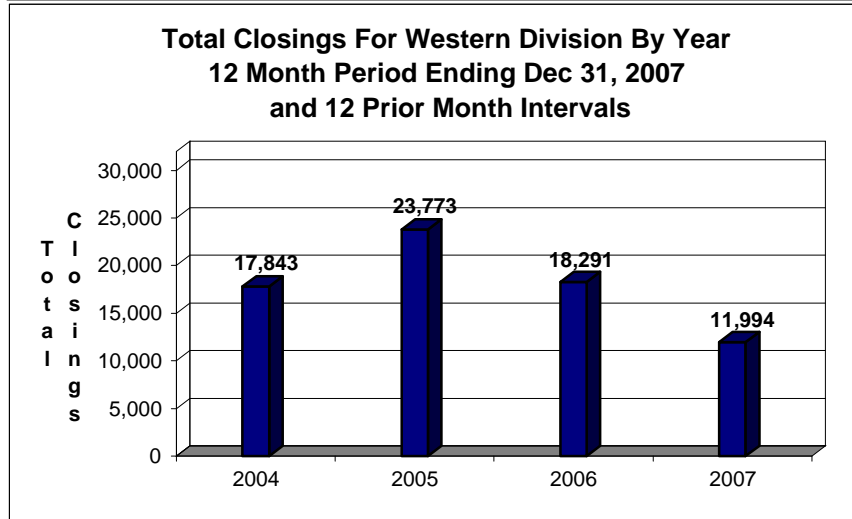
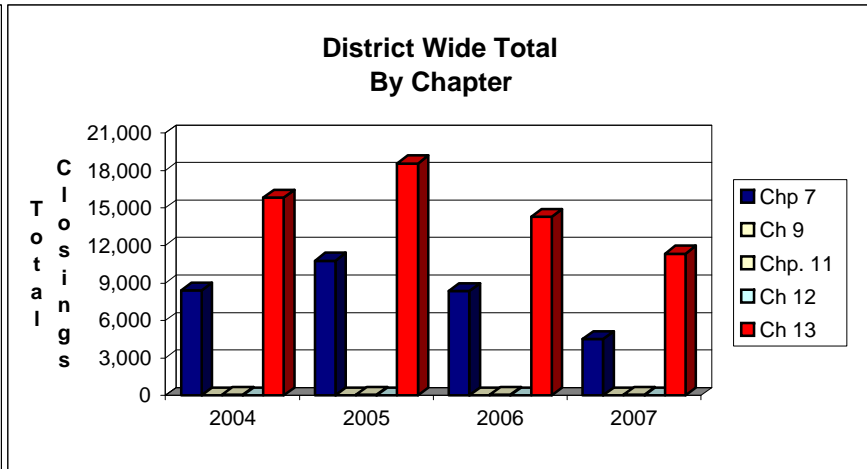
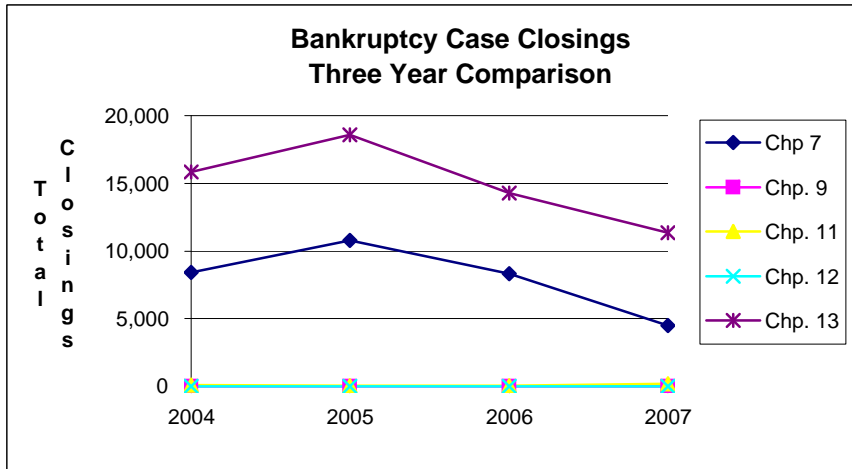
**Bankruptcy Case Closings  
Jan 01, 2005 thru Dec 31, 2005**



**Bankruptcy Case Closings  
Jan 01, 2004 thru Dec 31, 2004**



## United States Bankruptcy Court Western District of Tennessee



**NOTE: Data For Each Year was Calculated Beginning Dec 31, 2007 And Extending Backwards Twelve Months**