

UNITED STATES BANKRUPTCY COURT
Western District of Tennessee
PETITIONS CLOSED FOR TWELVE MONTH PERIODS
BY DIVISIONS

Jan 01, 2006 - Dec 31, 2006			
	Memphis	Jackson	Totals
Chapter 7	6,597	1,797	8,394
Chapter 9	0	0	0
Chapter 11	34	18	52
Chapter 12	0	0	0
Chapter 13	11,756	2,591	14,347
Totals:	18,387	4,406	22,793

Jan 01, 2005 - Dec 31, 2005			
	Memphis	Jackson	Totals
Chapter 7	8,046	2,753	10,799
Chapter 9	0	0	0
Chapter 11	34	29	63
Chapter 12	0	1	1
Chapter 13	15,702	2,871	18,573
Totals:	23,782	5,654	29,436

Jan 01, 2004 - Dec 31, 2004			
	Memphis	Jackson	Totals
Chapter 7	5,114	3,301	8,415
Chapter 9	0	0	0
Chapter 11	29	48	77
Chapter 12	0	5	5
Chapter 13	12,704	3,114	15,818
Totals:	17,847	6,468	24,315

Jan 01, 2003 - Dec 31, 2003			
	Memphis	Jackson	Totals
Chapter 7	6,551	2,136	8,687
Chapter 9	0	0	0
Chapter 11	35	50	85
Chapter 12	1	2	3
Chapter 13	14,033	3,204	17,237
Totals:	20,620	5,392	26,012

2006 Over 2005			
	Memphis	Jackson	Total %
Chapter 7	(1,449)	(956)	-22.27%
Chapter 9	0	0	0.00%
Chapter 11	0	(11)	-17.46%
Chapter 12	0	(1)	-100.00%
Chapter 13	(3,946)	(280)	-22.75%
Totals:	(5,395)	(1,248)	-22.57%

2006 Over 2005		
	Jackson	Total %
Chapter 7	(956)	-34.73%
Chapter 9	0	0.00%
Chapter 11	(11)	-37.93%
Chapter 12	(1)	-100.00%
Chapter 13	(280)	-9.75%
Totals:	(1,248)	-22.07%

% of Closings by Chap. By Div. Chapter % of			
	Memphis	Jackson	Total Closings
Chapter 7	79%	21%	37%
Chapter 9	0%	0%	0%
Chapter 11	65%	35%	0%
Chapter 12	0%	0%	0%
Chapter 13	82%	18%	63%
Totals:	81%	19%	100%

% of Closings by Chap. By Div. Chapter % of			
	Memphis	Jackson	Total Closings
Chapter 7	75%	25%	37%
Chapter 9	0%	0%	0%
Chapter 11	54%	46%	0%
Chapter 12	0%	100%	0%
Chapter 13	85%	15%	63%
Totals:	81%	19%	100%

% of Closings by Chap. By Div. Chapter % of			
	Memphis	Jackson	Total Closings
Chapter 7	61%	39%	35%
Chapter 9	0%	0%	0%
Chapter 11	38%	62%	0%
Chapter 12	0%	100%	0%
Chapter 13	80%	20%	65%
Totals:	73%	27%	100%

% of Closings by Chap. By Div. Chapter % of			
	Memphis	Jackson	Total Closings
Chapter 7	75%	25%	33%
Chapter 9	0%	0%	0%
Chapter 11	41%	59%	0%
Chapter 12	33%	67%	0%
Chapter 13	81%	19%	66%
Totals:	79%	21%	100%

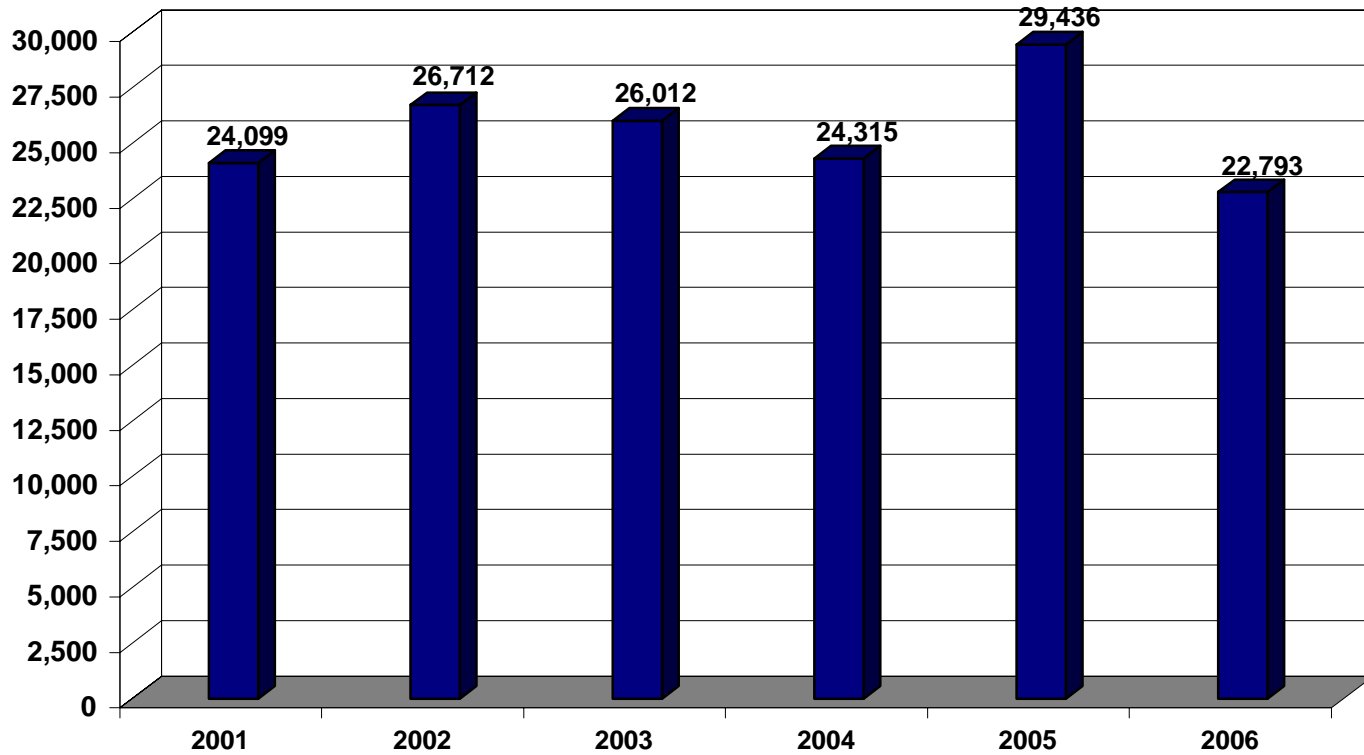
**Overall Change
2006 Over 2005
(Both Divisions)**

-22.57%

2006 Over 2005		
	Memphis	Total %
Chapter 7	(1,449)	-18.01%
Chapter 9	0	0.00%
Chapter 11	0	0.00%
Chapter 12	0	0.00%
Chapter 13	(3,946)	-25.13%
Totals:	(5,395)	-22.69%

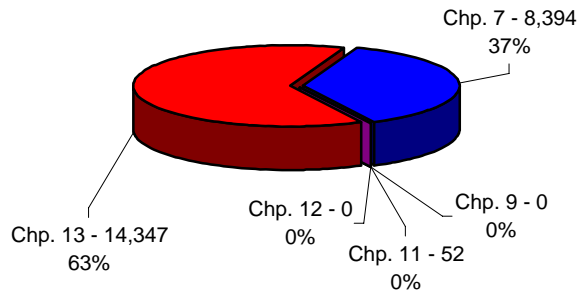
Calculation of percentages are rounded to two places. .745 would be shown as .75 or 75%, and .744 would be displayed as .74 or 74%.

**Total Closings For Western District By Year
12 Month Period Ending Dec 31, 2006
and 12 Prior Month Intervals**

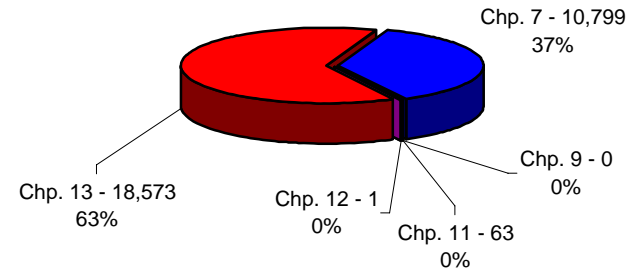


**United States Bankruptcy Court
Western District of Tennessee**

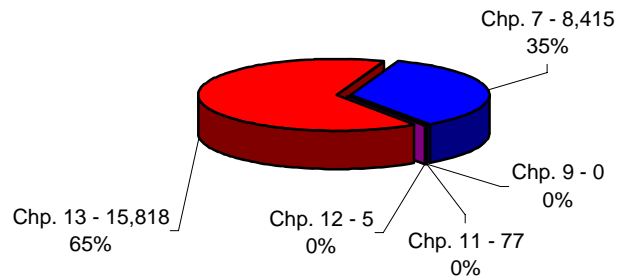
**Bankruptcy Case Closings
Jan 01, 2006 thru Dec 31, 2006**



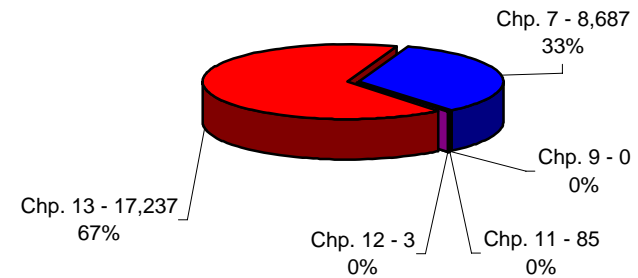
**Bankruptcy Case Closings
Jan 01, 2005 thru Dec 31, 2005**



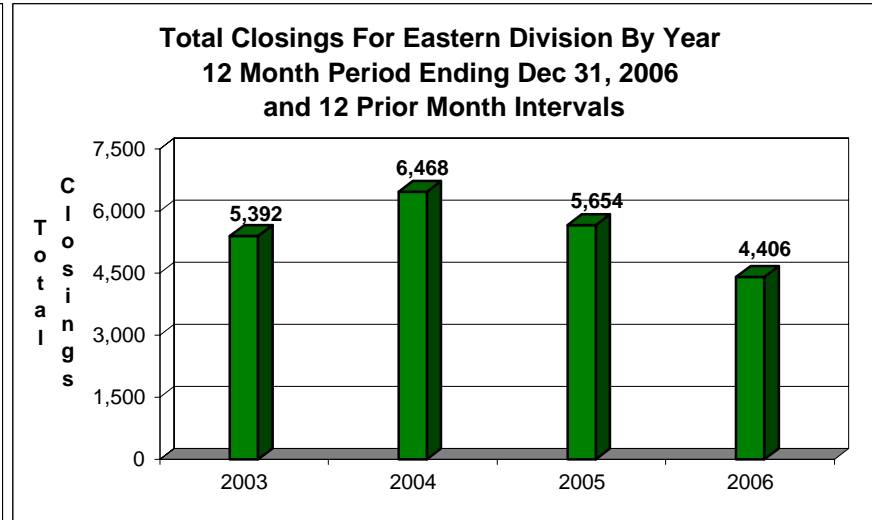
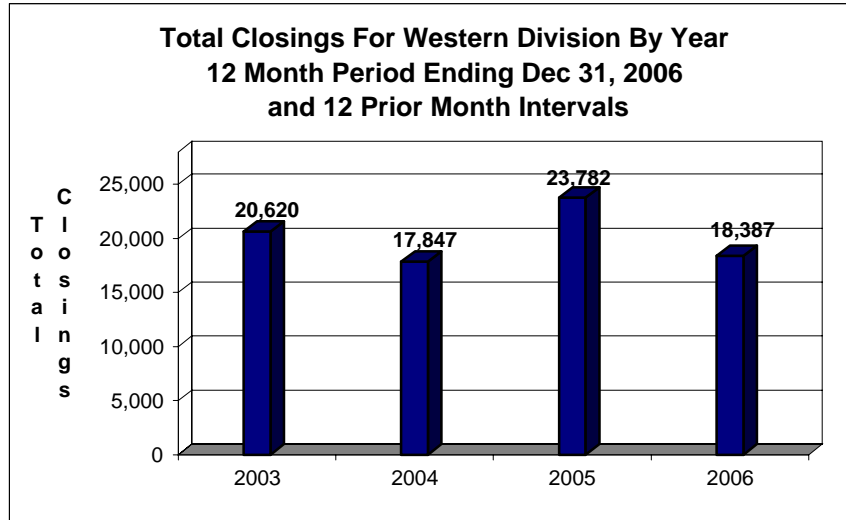
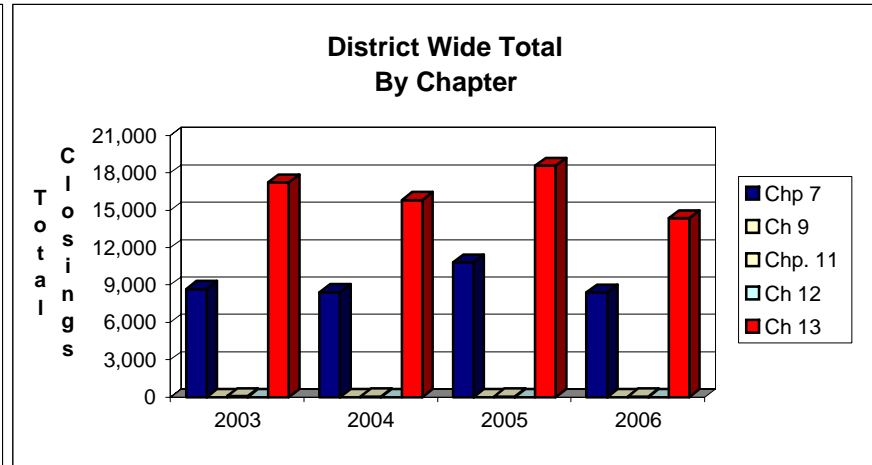
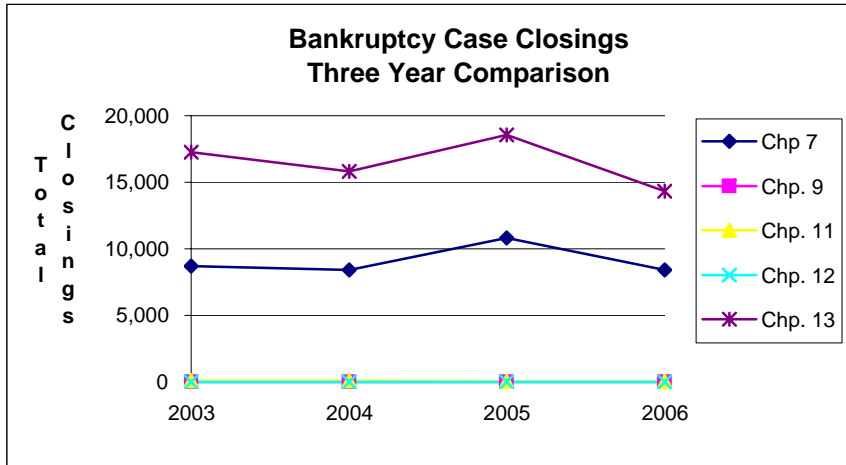
**Bankruptcy Case Closings
Jan 01, 2004 thru Dec 31, 2004**



**Bankruptcy Case Closings
Jan 01, 2003 thru Dec 31, 2003**



United States Bankruptcy Court Western District of Tennessee



NOTE: Data For Each Year was Calculated Beginning Dec 31, 2006 And Extending Backwards Twelve Months