

**UNITED STATES BANKRUPTCY COURT**  
**Western District of Tennessee**  
**PETITIONS CLOSED FOR TWELVE MONTH PERIODS**  
**BY DIVISIONS**

<b>Oct 1, 2020 - Sep 30, 2021</b>			
	<b>Memphis</b>	<b>Jackson</b>	<b>Totals</b>
Chapter 7	1,738	603	2,341
Chapter 11	13	10	23
Chapter 12	0	1	1
Chapter 13	5,365	1,655	7,020
<b>Totals:</b>	<b>7,116</b>	<b>2,269</b>	<b>9,385</b>

<b>Oct 1, 2019 - Sep 30, 2020</b>			
	<b>Memphis</b>	<b>Jackson</b>	<b>Totals</b>
Chapter 7	2,498	864	3,362
Chapter 11	14	4	18
Chapter 12	0	2	2
Chapter 13	6,886	1,739	8,625
<b>Totals:</b>	<b>9,398</b>	<b>2,609</b>	<b>12,007</b>

<b>Oct 1, 2018 - Sep 30, 2019</b>			
	<b>Memphis</b>	<b>Jackson</b>	<b>Totals</b>
Chapter 7	2,585	934	3,519
Chapter 11	19	4	23
Chapter 12	1	0	1
Chapter 13	8,375	1,899	10,274
<b>Totals:</b>	<b>10,980</b>	<b>2,837</b>	<b>13,817</b>

<b>Oct 1, 2017 - Sep 30, 2018</b>			
	<b>Memphis</b>	<b>Jackson</b>	<b>Totals</b>
Chapter 7	2,891	974	3,865
Chapter 11	26	10	36
Chapter 12	0	1	1
Chapter 13	9,061	1,989	11,050
<b>Totals:</b>	<b>11,978</b>	<b>2,974</b>	<b>14,952</b>

<b>2021 Over 2020</b>			
	<b>Memphis</b>	<b>Jackson</b>	<b>Total %</b>
Chapter 7	(760)	(261)	-30.37%
Chapter 11	(1)	6	27.78%
Chapter 12	0	(1)	-50.00%
Chapter 13	(1,521)	(84)	-18.61%
<b>Totals:</b>	<b>(2,282)</b>	<b>(340)</b>	<b>-21.84%</b>

<b>2021 Over 2020</b>		
	<b>Jackson</b>	<b>Total %</b>
Chapter 7	(261)	-30.21%
Chapter 11	6	150.00%
Chapter 12	(1)	-50.00%
Chapter 13	(84)	-4.83%
<b>Totals:</b>	<b>(340)</b>	<b>-13.03%</b>

<b>% of Closings by Chap. By Div. Chapter % of</b>			
	<b>Memphis</b>	<b>Jackson</b>	<b>Total Closings</b>
Chapter 7	74%	26%	25%
Chapter 11	57%	43%	0%
Chapter 12	0%	100%	0%
Chapter 13	76%	24%	75%
<b>Totals:</b>	<b>76%</b>	<b>24%</b>	<b>100%</b>

<b>% of Closings by Chap. By Div. Chapter % of</b>			
	<b>Memphis</b>	<b>Jackson</b>	<b>Total Closings</b>
Chapter 7	74%	26%	28%
Chapter 11	78%	22%	0%
Chapter 12	0%	100%	0%
Chapter 13	80%	20%	72%
<b>Totals:</b>	<b>78%</b>	<b>22%</b>	<b>100%</b>

<b>% of Closings by Chap. By Div. Chapter % of</b>			
	<b>Memphis</b>	<b>Jackson</b>	<b>Total Closings</b>
Chapter 7	73%	27%	25%
Chapter 11	83%	17%	0%
Chapter 12	100%	0%	0%
Chapter 13	82%	18%	74%
<b>Totals:</b>	<b>79%</b>	<b>21%</b>	<b>100%</b>

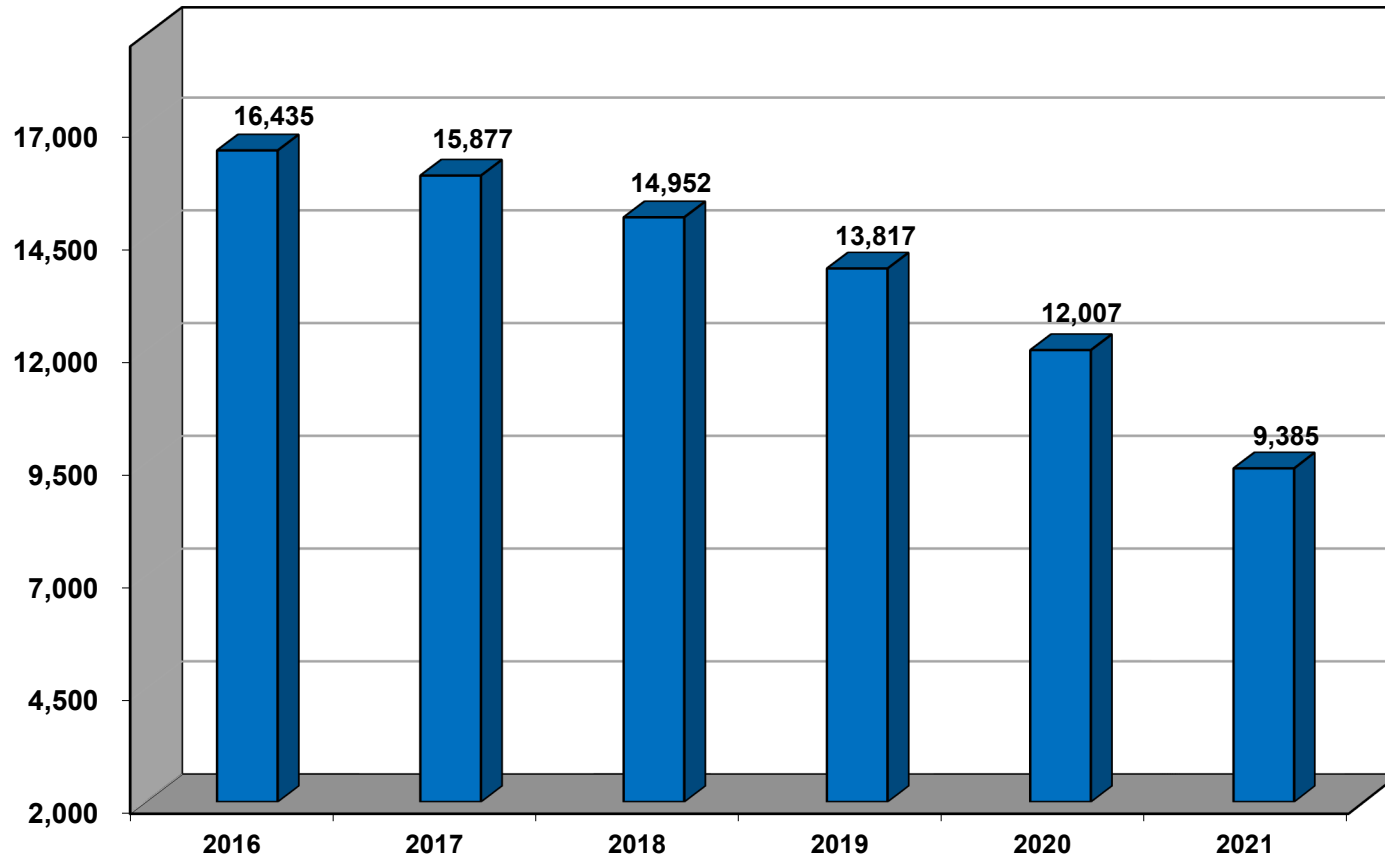
<b>% of Closings by Chap. By Div. Chapter % of</b>			
	<b>Memphis</b>	<b>Jackson</b>	<b>Total Closings</b>
Chapter 7	75%	25%	26%
Chapter 11	72%	28%	0%
Chapter 12	0%	100%	0%
Chapter 13	82%	18%	74%
<b>Totals:</b>	<b>80%</b>	<b>20%</b>	<b>100%</b>

<p><b>Overall Change</b>  <b>2021 Over 2020</b>  <b>(Both Divisions)</b></p> <p><b>-21.84%</b></p>
--

<b>2021 Over 2020</b>		
	<b>Memphis</b>	<b>Total %</b>
Chapter 7	(760)	-30.42%
Chapter 11	(1)	-7.14%
Chapter 12	0	0.00%
Chapter 13	(1,521)	-22.09%
<b>Totals:</b>	<b>(2,282)</b>	<b>-24.28%</b>

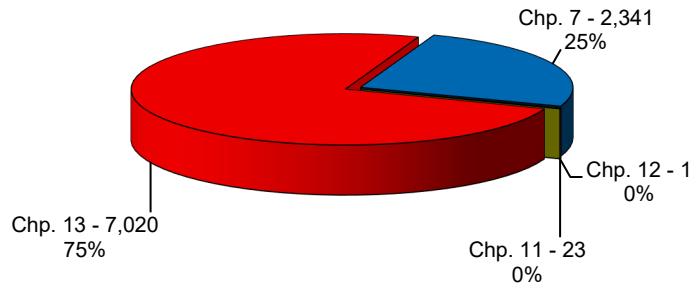
*Calculation of percentages are rounded to two places. .745 would be shown as .75 or 75%, and .744 would be displayed as .74 or 74%.*

**Total Closings For Western District By Year  
12 Month Period Ending Sep 30, 2021  
and Prior 12 Month Intervals**

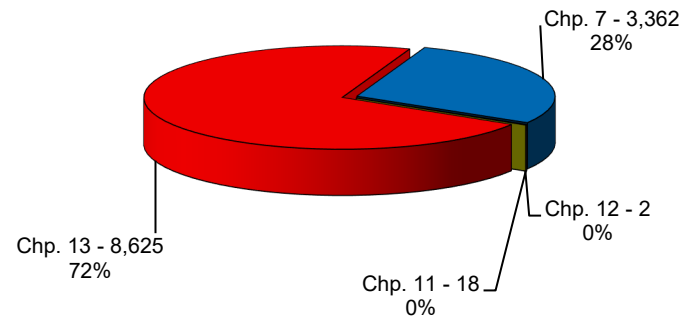


**United States Bankruptcy Court  
Western District of Tennessee**

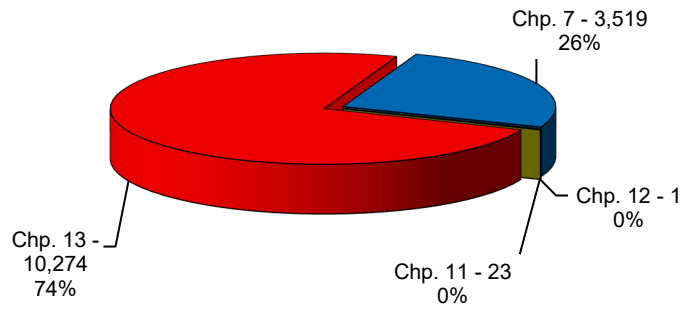
**Bankruptcy Case Closings  
Oct 1, 2020 thru Sep 30, 2021**



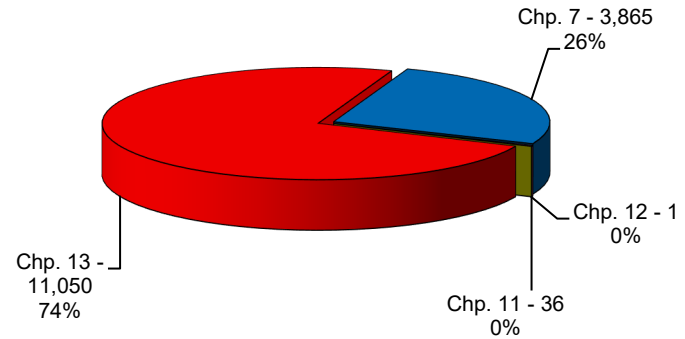
**Bankruptcy Case Closings  
Oct 1, 2019 thru Sep 30, 2020**



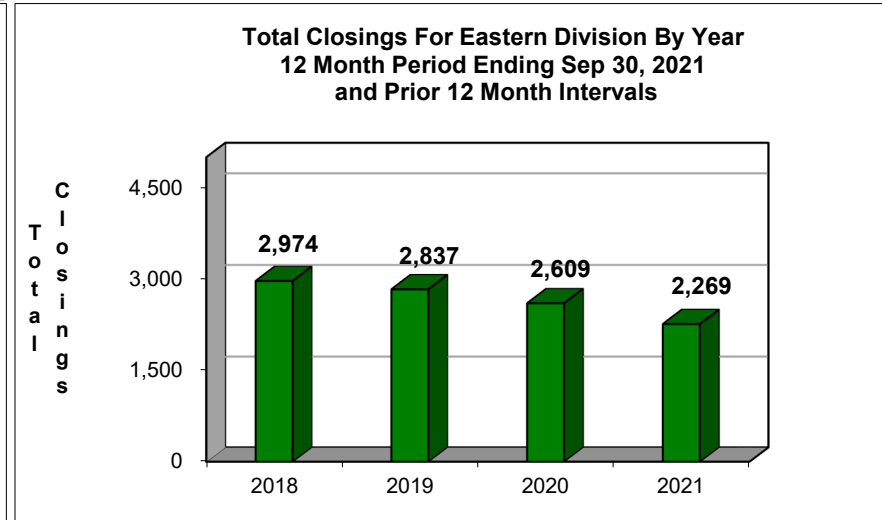
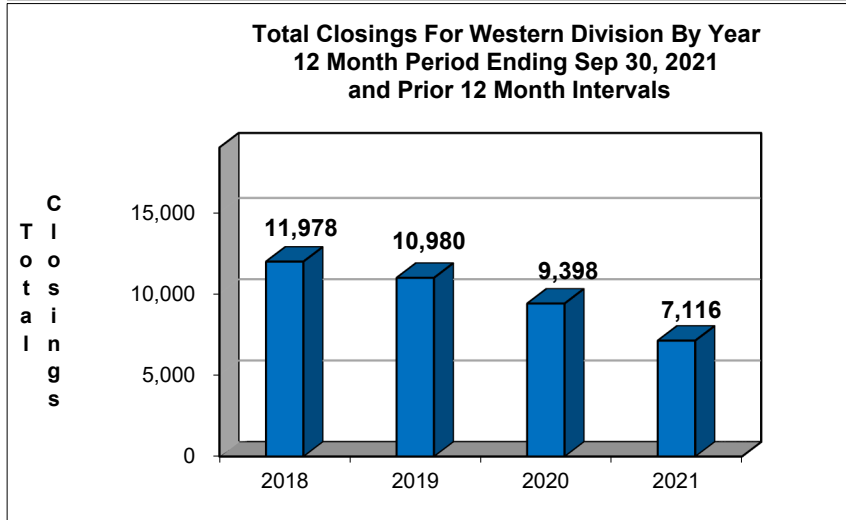
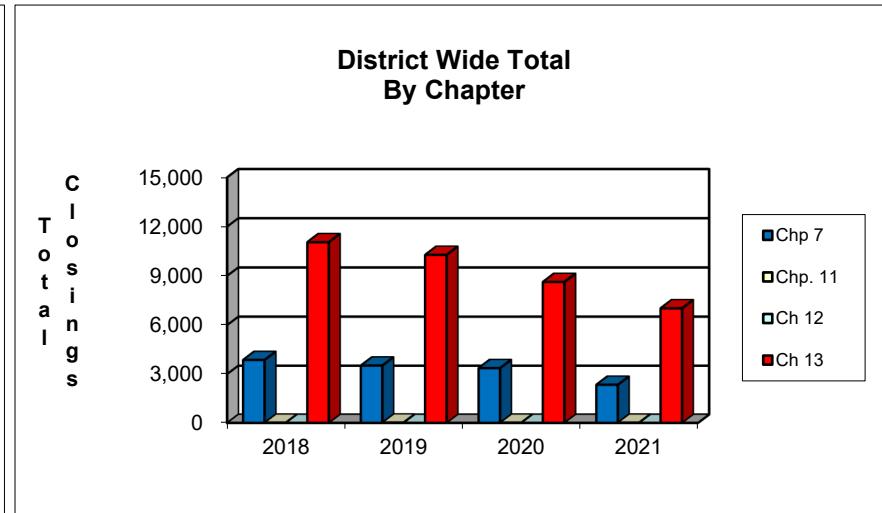
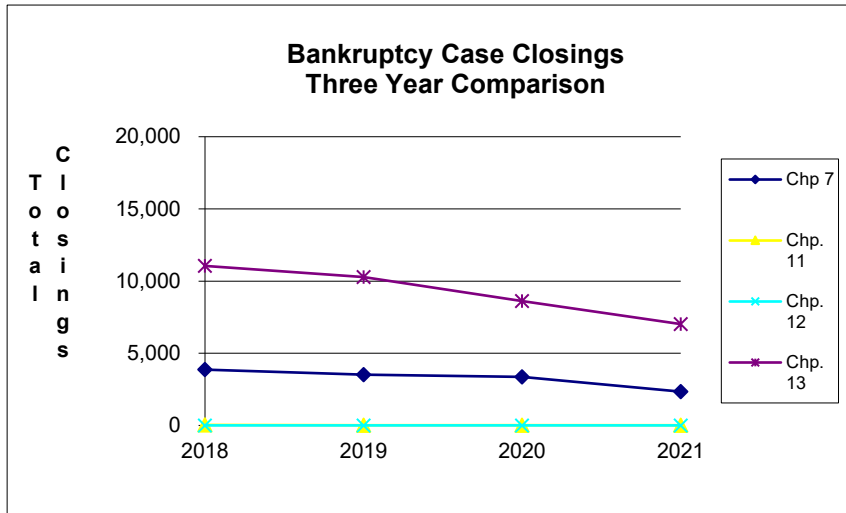
**Bankruptcy Case Closings  
Oct 1, 2018 thru Sep 30, 2019**



**Bankruptcy Case Closings  
Oct 1, 2017 thru Sep 30, 2018**



## United States Bankruptcy Court Western District of Tennessee



**NOTE: Data For Each Year was Calculated Beginning Sep 30, 2021 and Extending Backwards Twelve Months**