

**UNITED STATES BANKRUPTCY COURT**  
**Western District of Tennessee**  
**PETITIONS CLOSED FOR TWELVE MONTH PERIODS**  
**BY DIVISIONS**

<b>Jan 1, 2015 - Dec 31, 2015</b>			
	<b>Memphis</b>	<b>Jackson</b>	<b>Totals</b>
Chapter 7	3,054	1,042	4,096
Chapter 11	23	11	34
Chapter 12	0	1	1
Chapter 13	10,311	2,471	12,782
<b>Totals:</b>	<b>13,388</b>	<b>3,525</b>	<b>16,913</b>

<b>Jan 1, 2014 - Dec 31, 2014</b>			
	<b>Memphis</b>	<b>Jackson</b>	<b>Totals</b>
Chapter 7	3,644	1,096	4,740
Chapter 11	44	10	54
Chapter 12	0	0	0
Chapter 13	11,314	2,711	14,025
<b>Totals:</b>	<b>15,002</b>	<b>3,817</b>	<b>18,819</b>

<b>Jan 1, 2013 - Dec 31, 2013</b>			
	<b>Memphis</b>	<b>Jackson</b>	<b>Totals</b>
Chapter 7	4,057	1,352	5,409
Chapter 11	59	16	75
Chapter 12	0	0	0
Chapter 13	10,984	2,631	13,615
<b>Totals:</b>	<b>15,100</b>	<b>3,999</b>	<b>19,099</b>

<b>Jan 1, 2012 - Dec 31, 2012</b>			
	<b>Memphis</b>	<b>Jackson</b>	<b>Totals</b>
Chapter 7	4,266	1,423	5,689
Chapter 11	42	8	50
Chapter 12	2	0	2
Chapter 13	10,037	2,447	12,484
<b>Totals:</b>	<b>14,347</b>	<b>3,878</b>	<b>18,225</b>

<b>2015 Over 2014</b>			
	<b>Memphis</b>	<b>Jackson</b>	<b>Total %</b>
Chapter 7	(590)	(54)	-13.59%
Chapter 11	(21)	1	-37.04%
Chapter 12	0	1	100%
Chapter 13	(1,003)	(240)	-8.86%
<b>Totals:</b>	<b>(1,614)</b>	<b>(292)</b>	<b>-10.13%</b>

<b>2015 Over 2014</b>		
	<b>Jackson</b>	<b>Total %</b>
Chapter 7	(54)	-4.93%
Chapter 11	1	10.00%
Chapter 12	1	100%
Chapter 13	(240)	-8.85%
<b>Totals:</b>	<b>(292)</b>	<b>-7.65%</b>

<b>% of Closings by Chap. By Div. Chapter % of</b>			
	<b>Memphis</b>	<b>Jackson</b>	<b>Total Closings</b>
Chapter 7	75%	25%	24%
Chapter 11	68%	32%	0%
Chapter 12	0%	100%	0%
Chapter 13	81%	19%	76%
<b>Totals:</b>	<b>79%</b>	<b>21%</b>	<b>100%</b>

<b>% of Closings by Chap. By Div. Chapter % of</b>			
	<b>Memphis</b>	<b>Jackson</b>	<b>Total Closings</b>
Chapter 7	77%	23%	25%
Chapter 11	81%	19%	0%
Chapter 12	0%	0%	0%
Chapter 13	81%	19%	75%
<b>Totals:</b>	<b>80%</b>	<b>20%</b>	<b>100%</b>

<b>% of Closings by Chap. By Div. Chapter % of</b>			
	<b>Memphis</b>	<b>Jackson</b>	<b>Total Closings</b>
Chapter 7	75%	25%	28%
Chapter 11	79%	21%	0%
Chapter 12	0%	0%	0%
Chapter 13	81%	19%	71%
<b>Totals:</b>	<b>79%</b>	<b>21%</b>	<b>100%</b>

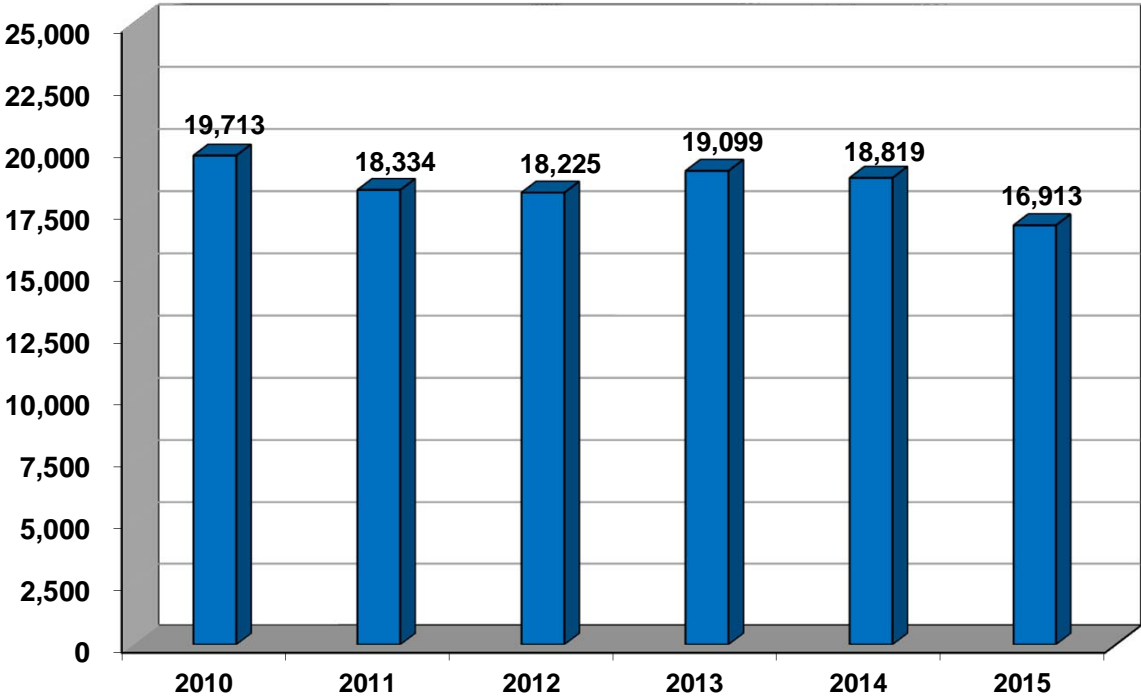
<b>% of Closings by Chap. By Div. Chapter % of</b>			
	<b>Memphis</b>	<b>Jackson</b>	<b>Total Closings</b>
Chapter 7	75%	25%	31%
Chapter 11	84%	16%	0%
Chapter 12	100%	0%	0%
Chapter 13	80%	20%	68%
<b>Totals:</b>	<b>79%</b>	<b>21%</b>	<b>100%</b>

<b>Overall Change</b> <b>2015 Over 2014</b> <b>(Both Divisions)</b>
<b>-10.13%</b>

<b>2015 Over 2014</b>		
	<b>Memphis</b>	<b>Total %</b>
Chapter 7	(590)	-16.19%
Chapter 11	(21)	-47.73%
Chapter 12	0	0.00%
Chapter 13	(1,003)	-8.87%
<b>Totals:</b>	<b>(1,614)</b>	<b>-10.76%</b>

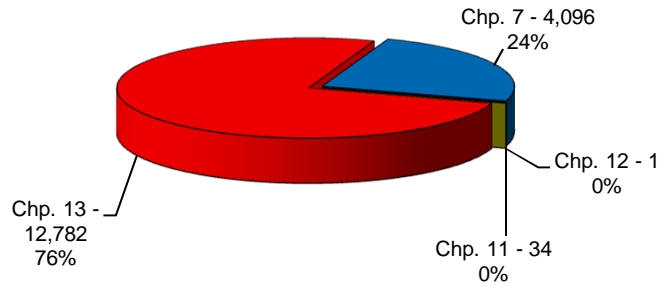
*Calculation of percentages are rounded to two places. .745 would be shown as .75 or 75%, and .744 would be displayed as .74 or 74%.*

**Total Closings For Western District By Year  
12 Month Period Ending Dec 31, 2015  
and Prior 12 Month Intervals**

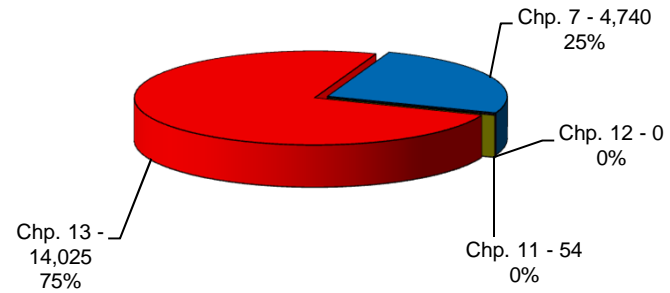


## United States Bankruptcy Court Western District of Tennessee

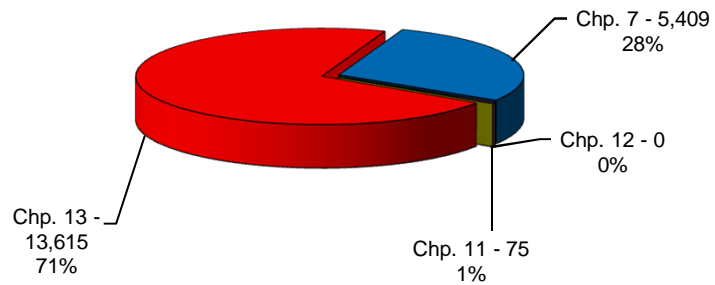
**Bankruptcy Case Closings  
Jan 01, 2015 thru Dec 31, 2015**



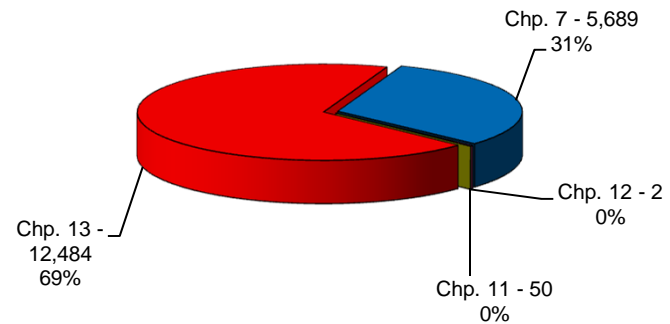
**Bankruptcy Case Closings  
Jan 01, 2014 thru Dec 31, 2014**



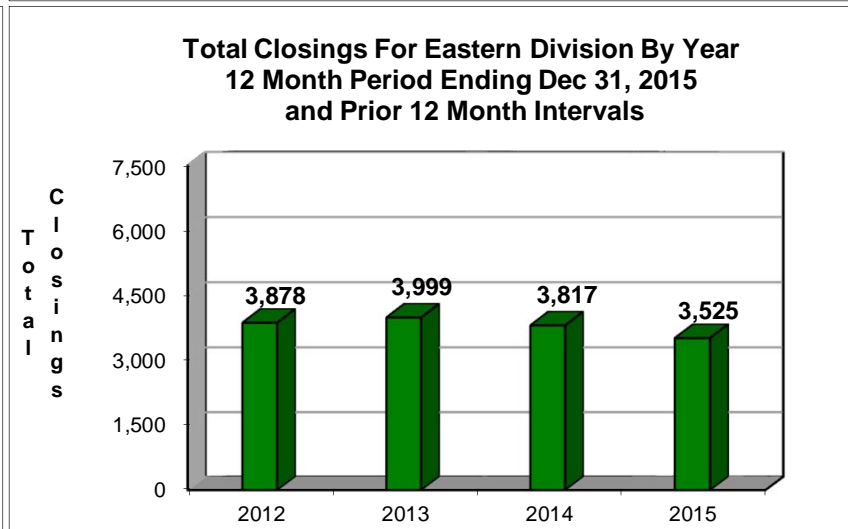
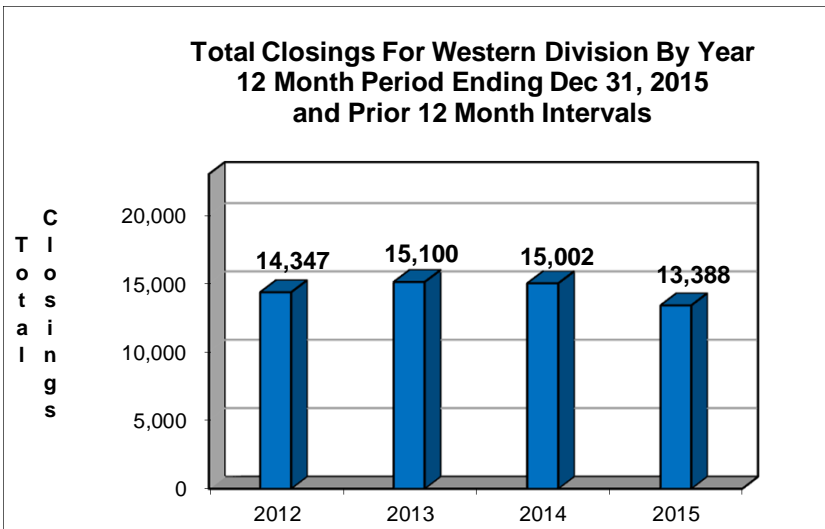
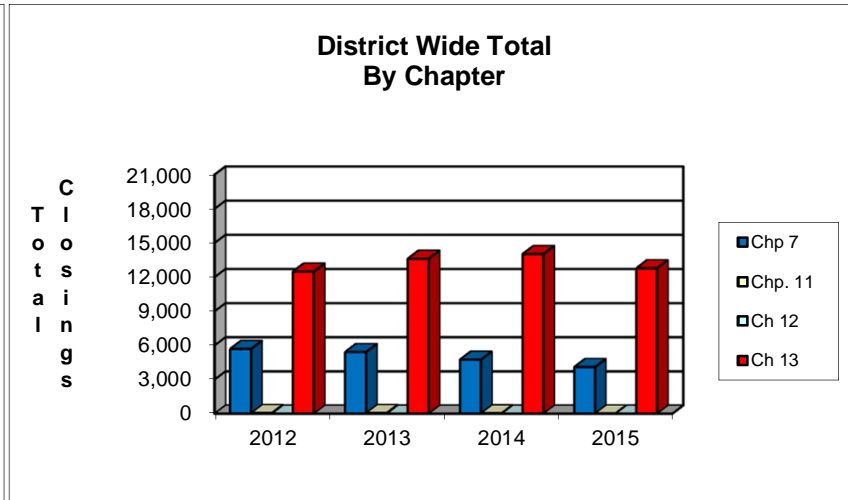
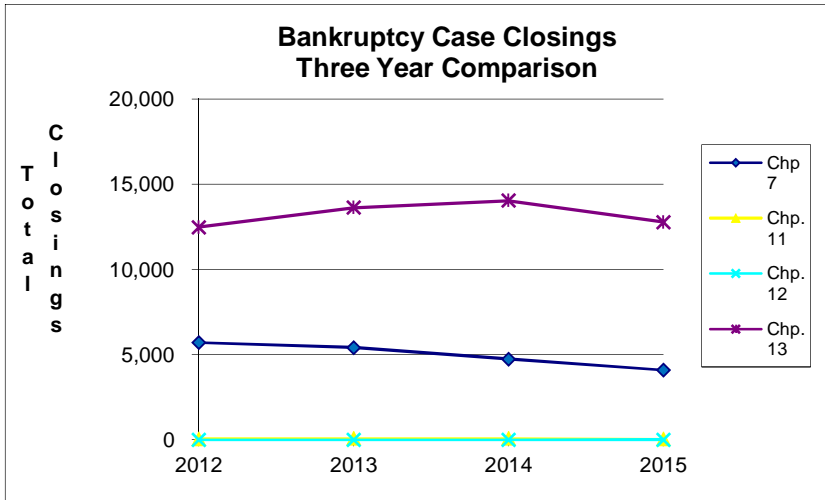
**Bankruptcy Case Closings  
Jan 01, 2013 thru Dec 31, 2013**



**Bankruptcy Case Closings  
Jan 01, 2012 thru Dec 31, 2012**



## United States Bankruptcy Court Western District of Tennessee



**NOTE: Data For Each Year was Calculated Beginning Dec 31, 2015 And Extending Backwards Twelve Months**