

**UNITED STATES BANKRUPTCY COURT**  
**Western District of Tennessee**  
**PETITIONS CLOSED FOR TWELVE MONTH PERIODS**  
**BY DIVISIONS**

<b>Jan 1, 2014 - Dec 31, 2014</b>			
	<b>Memphis</b>	<b>Jackson</b>	<b>Totals</b>
Chapter 7	3,690	1,097	4,787
Chapter 11	44	11	55
Chapter 12	0	0	0
Chapter 13	11,325	2,714	14,039
<b>Totals:</b>	<b>15,059</b>	<b>3,822</b>	<b>18,881</b>

<b>Jan 1, 2013 - Dec 31, 2013</b>			
	<b>Memphis</b>	<b>Jackson</b>	<b>Totals</b>
Chapter 7	4,065	1,353	5,418
Chapter 11	62	18	80
Chapter 12	0	0	0
Chapter 13	10,987	2,631	13,618
<b>Totals:</b>	<b>15,114</b>	<b>4,002</b>	<b>19,116</b>

<b>Jan 1, 2012 - Dec 31, 2012</b>			
	<b>Memphis</b>	<b>Jackson</b>	<b>Totals</b>
Chapter 7	4,270	1,426	5,696
Chapter 11	43	8	51
Chapter 12	2	0	2
Chapter 13	10,037	2,448	12,485
<b>Totals:</b>	<b>14,352</b>	<b>3,882</b>	<b>18,234</b>

<b>Jan 1, 2011 - Dec 31, 2011</b>			
	<b>Memphis</b>	<b>Jackson</b>	<b>Totals</b>
Chapter 7	4,429	1,697	6,126
Chapter 11	36	7	43
Chapter 12	0	0	0
Chapter 13	9,803	2,365	12,168
<b>Totals:</b>	<b>14,268</b>	<b>4,069</b>	<b>18,337</b>

<b>2014 Over 2013</b>			
	<b>Memphis</b>	<b>Jackson</b>	<b>Total %</b>
Chapter 7	(375)	(256)	-11.65%
Chapter 11	(18)	(7)	-31.25%
Chapter 12	0	0	0.00%
Chapter 13	338	83	3.09%
<b>Totals:</b>	<b>(55)</b>	<b>(180)</b>	<b>-1.23%</b>

<b>2014 Over 2013</b>		
	<b>Jackson</b>	<b>Total %</b>
Chapter 7	(256)	-18.92%
Chapter 11	(7)	-38.89%
Chapter 12	0	0.00%
Chapter 13	83	3.15%
<b>Totals:</b>	<b>(180)</b>	<b>-4.50%</b>

<b>% of Closings by Chap. By Div. Chapter % of</b>			
	<b>Memphis</b>	<b>Jackson</b>	<b>Total Closings</b>
Chapter 7	77%	23%	25%
Chapter 11	80%	20%	0%
Chapter 12	0%	0%	0%
Chapter 13	81%	19%	74%
<b>Totals:</b>	<b>80%</b>	<b>20%</b>	<b>100%</b>

<b>% of Closings by Chap. By Div. Chapter % of</b>			
	<b>Memphis</b>	<b>Jackson</b>	<b>Total Closings</b>
Chapter 7	75%	25%	28%
Chapter 11	77%	22%	0%
Chapter 12	0%	0%	0%
Chapter 13	81%	19%	71%
<b>Totals:</b>	<b>79%</b>	<b>21%</b>	<b>100%</b>

<b>% of Closings by Chap. By Div. Chapter % of</b>			
	<b>Memphis</b>	<b>Jackson</b>	<b>Total Closings</b>
Chapter 7	75%	25%	31%
Chapter 11	84%	16%	0%
Chapter 12	100%	0%	0%
Chapter 13	80%	20%	68%
<b>Totals:</b>	<b>79%</b>	<b>21%</b>	<b>100%</b>

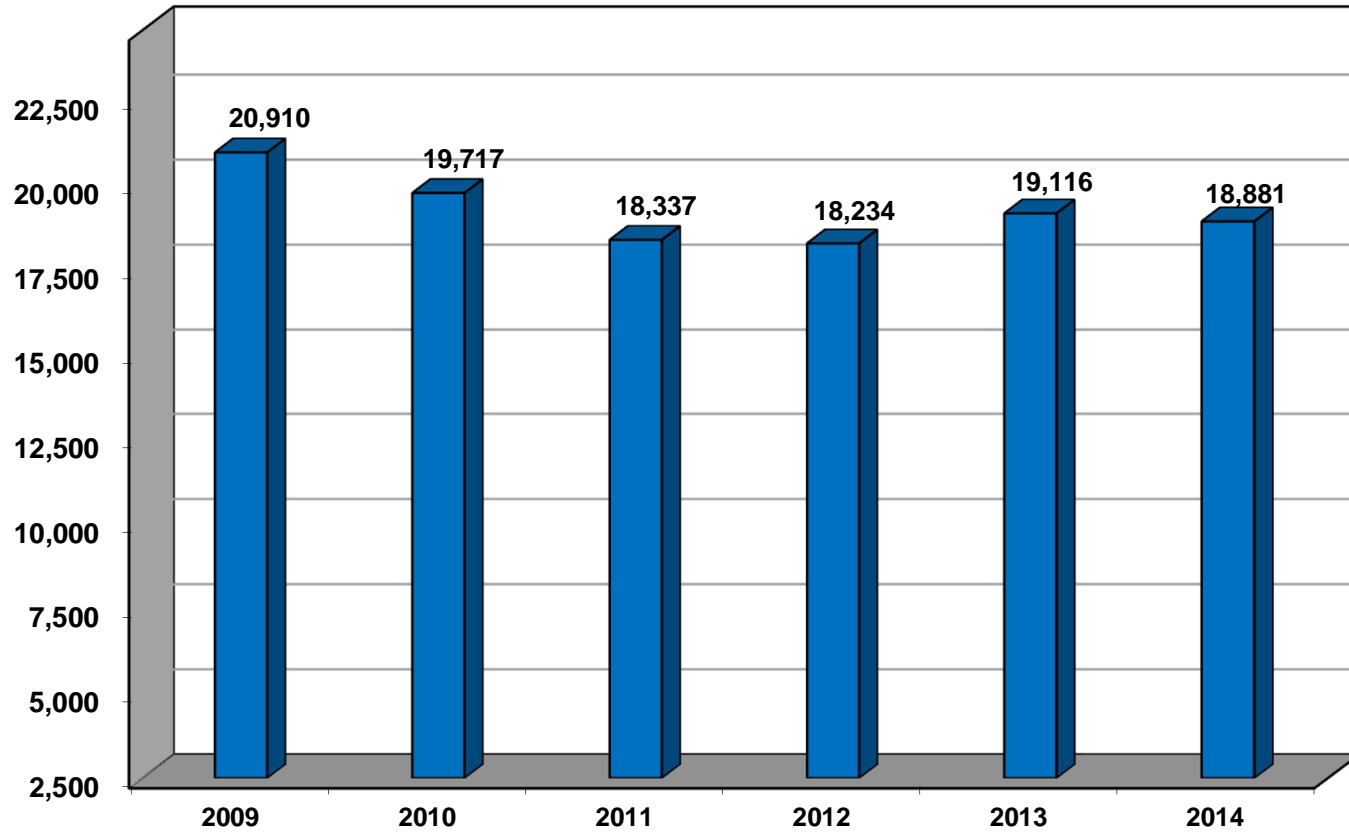
<b>% of Closings by Chap. By Div. Chapter % of</b>			
	<b>Memphis</b>	<b>Jackson</b>	<b>Total Closings</b>
Chapter 7	72%	28%	33%
Chapter 11	84%	16%	0%
Chapter 12	0%	0%	0%
Chapter 13	81%	19%	66%
<b>Totals:</b>	<b>78%</b>	<b>22%</b>	<b>100%</b>

<b>Overall Change 2014 Over 2013 (Both Divisions)</b>
<b>-1.23%</b>

<b>2014 Over 2013</b>		
	<b>Memphis</b>	<b>Total %</b>
Chapter 7	(375)	-9.23%
Chapter 11	(18)	-29.03%
Chapter 12	0	0.00%
Chapter 13	338	3.08%
<b>Totals:</b>	<b>(55)</b>	<b>-0.36%</b>

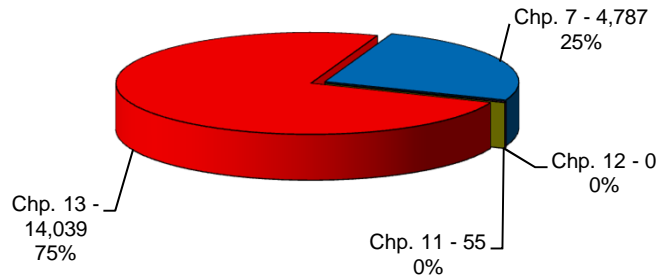
Calculation of percentages are rounded to two places. .745 would be shown as .75 or 75%, and .744 would be displayed as .74 or 74%.

**Total Closings For Western District By Year  
12 Month Period Ending Dec 31, 2014  
and Prior 12 Month Intervals**

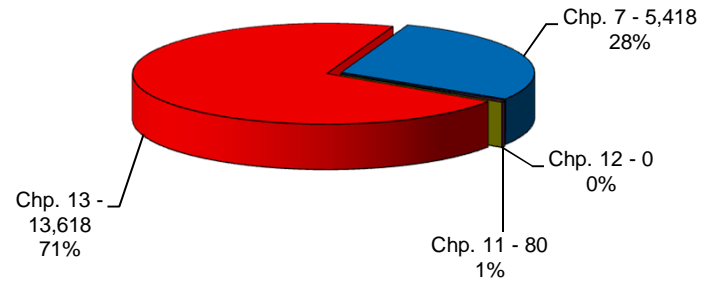


**United States Bankruptcy Court  
Western District of Tennessee**

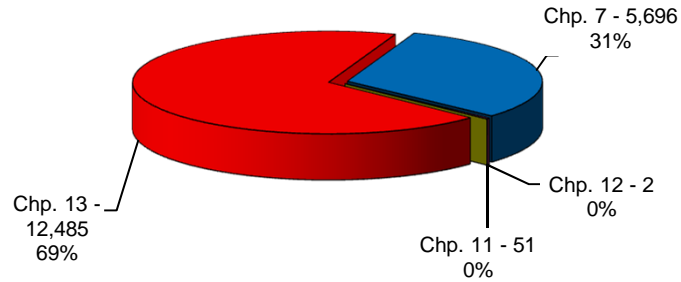
**Bankruptcy Case Closings  
Jan 1, 2014 thru Dec 31, 2014**



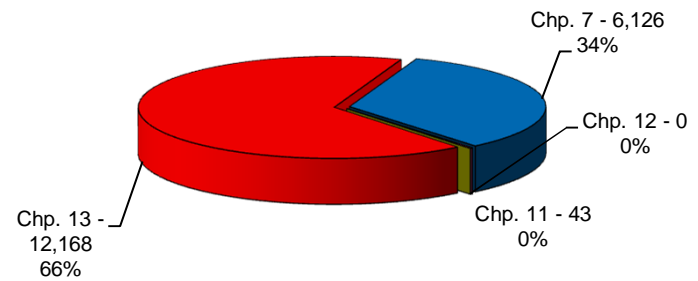
**Bankruptcy Case Closings  
Jan 1, 2013 thru Dec 31, 2013**



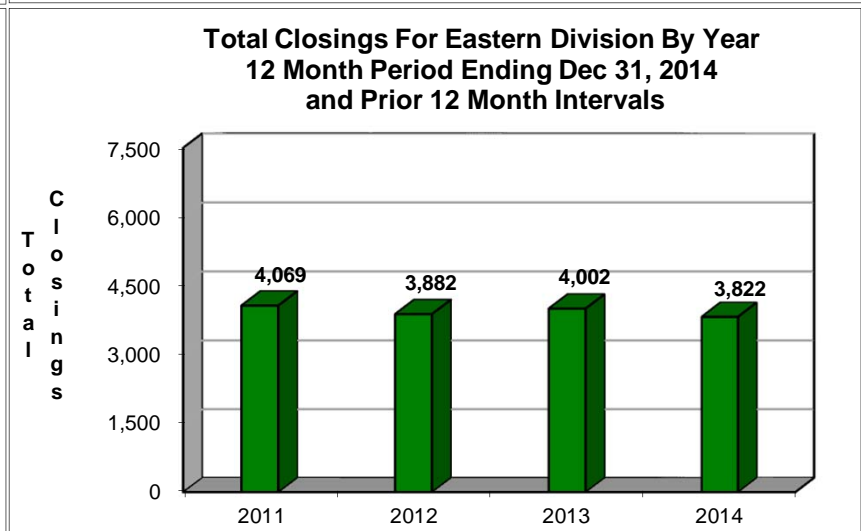
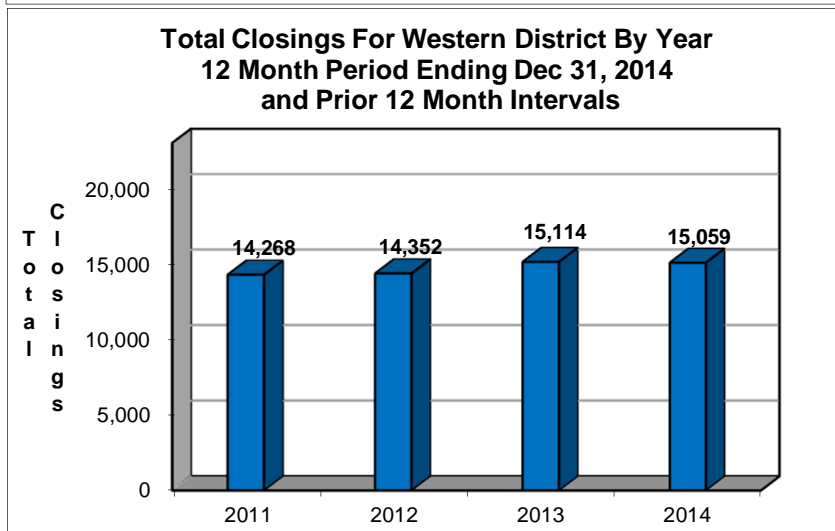
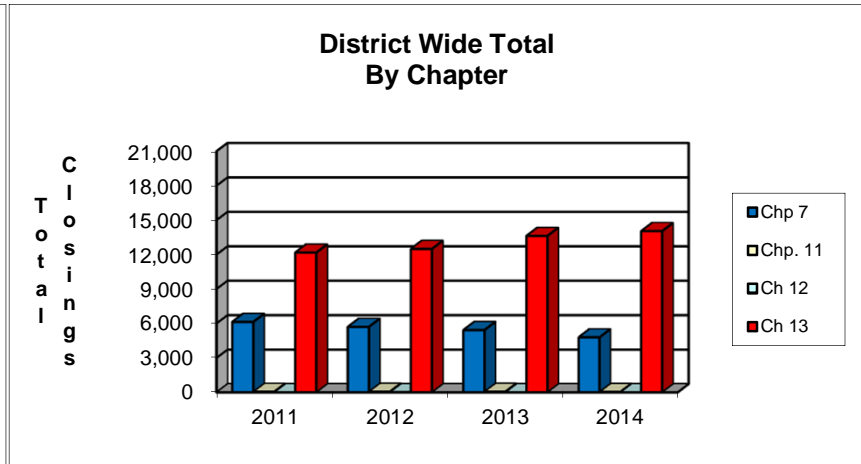
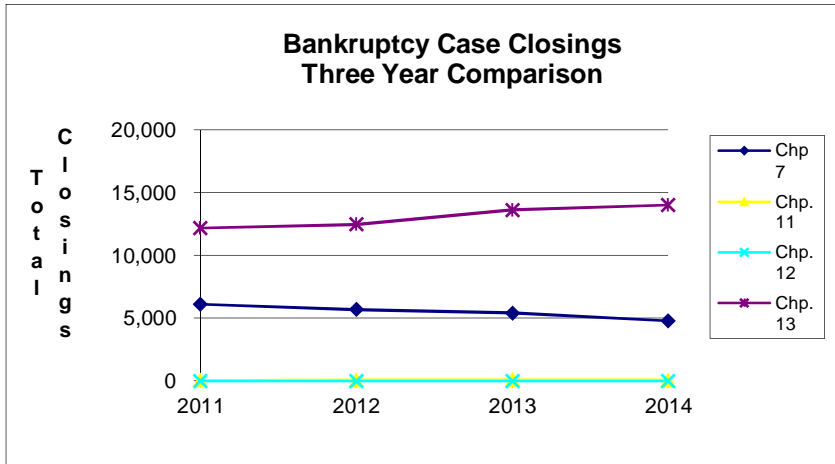
**Bankruptcy Case Closings  
Jan 1, 2012 thru Dec 31, 2012**



**Bankruptcy Case Closings  
Jan 1, 2011 thru Dec 31, 2011**



**United States Bankruptcy Court  
Western District of Tennessee**



**NOTE: Data For Each Year was Calculated Beginning Dec 31, 2014 and Extending Backwards Twelve Months**