

UNITED STATES BANKRUPTCY COURT
Western District of Tennessee
PETITIONS CLOSED FOR TWELVE MONTH PERIODS
BY DIVISIONS

Jan 1, 2013 - Dec 31, 2013			
	Memphis	Jackson	Totals
Chapter 7	4,109	1,359	5,468
Chapter 11	62	18	80
Chapter 12	0	0	0
Chapter 13	11,000	2,632	13,632
Totals:	15,171	4,009	19,180

Jan 1, 2012 - Dec 31, 2012			
	Memphis	Jackson	Totals
Chapter 7	4,277	1,428	5,705
Chapter 11	43	9	52
Chapter 12	2	0	2
Chapter 13	10,039	2,449	12,488
Totals:	14,361	3,886	18,247

Jan 1, 2011 - Dec 31, 2011			
	Memphis	Jackson	Totals
Chapter 7	4,433	1,697	6,130
Chapter 11	36	9	45
Chapter 12	0	0	0
Chapter 13	9,803	2,365	12,168
Totals:	14,272	4,071	18,343

Jan 1, 2010 - Dec 31, 2010			
	Memphis	Jackson	Totals
Chapter 7	4,810	1,929	6,739
Chapter 11	32	18	50
Chapter 12	0	0	0
Chapter 13	10,363	2,573	12,936
Totals:	15,205	4,520	19,725

2013 Over 2012			
	Memphis	Jackson	Total %
Chapter 7	(168)	(69)	-4.15%
Chapter 11	19	9	53.85%
Chapter 12	(2)	0	-100.00%
Chapter 13	961	183	9.16%
Totals:	810	123	5.11%

2013 Over 2012		
	Jackson	Total %
Chapter 7	(69)	-4.83%
Chapter 11	9	100.00%
Chapter 12	0	0.00%
Chapter 13	183	7.47%
Totals:	123	3.17%

% of Closings by Chap. By Div. Chapter % of			
	Memphis	Jackson	Total Closings
Chapter 7	75%	25%	29%
Chapter 11	77%	22%	0%
Chapter 12	0%	0%	0%
Chapter 13	81%	19%	71%
Totals:	79%	21%	100%

% of Closings by Chap. By Div. Chapter % of			
	Memphis	Jackson	Total Closings
Chapter 7	75%	25%	31%
Chapter 11	83%	17%	0%
Chapter 12	100%	0%	0%
Chapter 13	80%	20%	68%
Totals:	79%	21%	100%

% of Closings by Chap. By Div. Chapter % of			
	Memphis	Jackson	Total Closings
Chapter 7	72%	28%	33%
Chapter 11	80%	20%	0%
Chapter 12	0%	0%	0%
Chapter 13	81%	19%	66%
Totals:	78%	22%	100%

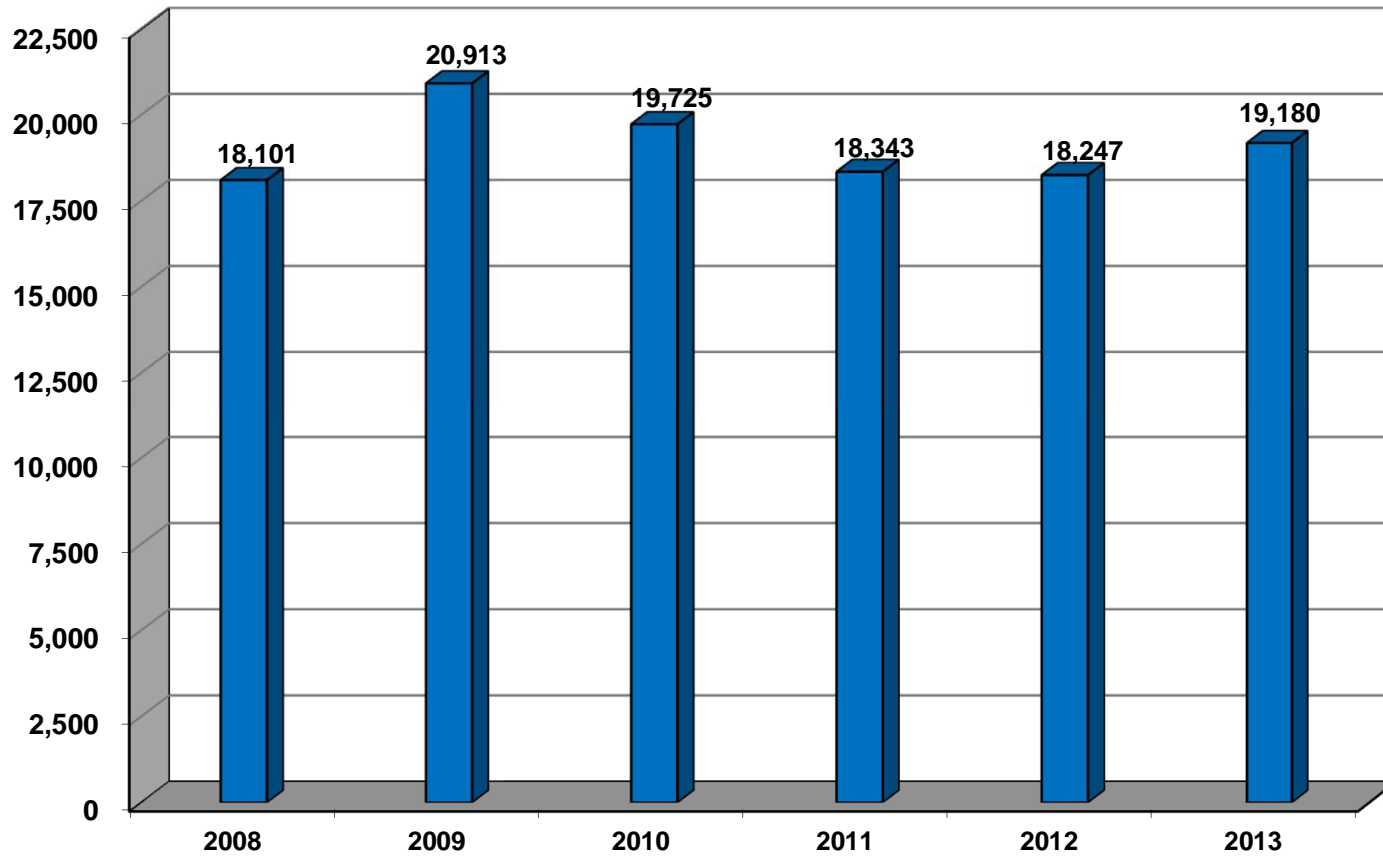
% of Closings by Chap. By Div. Chapter % of			
	Memphis	Jackson	Total Closings
Chapter 7	71%	29%	34%
Chapter 11	64%	36%	0%
Chapter 12	0%	0%	0%
Chapter 13	80%	20%	66%
Totals:	77%	23%	100%

Overall Change 2013 Over 2012 (Both Divisions)
5.11%

2013 Over 2012		
	Memphis	Total %
Chapter 7	(168)	-3.93%
Chapter 11	19	44.19%
Chapter 12	(2)	-100.00%
Chapter 13	961	9.57%
Totals:	810	5.64%

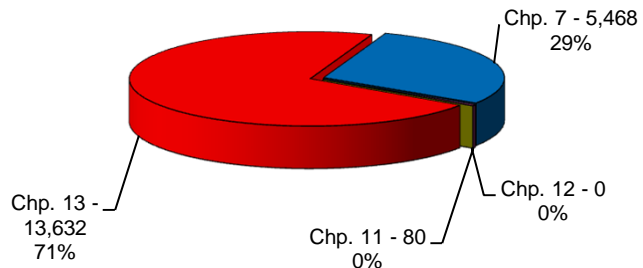
Calculation of percentages are rounded to two places. .745 would be shown as .75 or 75%, and .744 would be displayed as .74 or 74%.

**Total Closings For Western District By Year
12 Month Period Ending Dec 31, 2013
and Prior 12 Month Intervals**

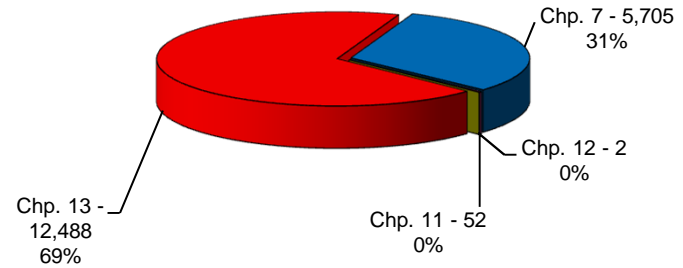


United States Bankruptcy Court Western District of Tennessee

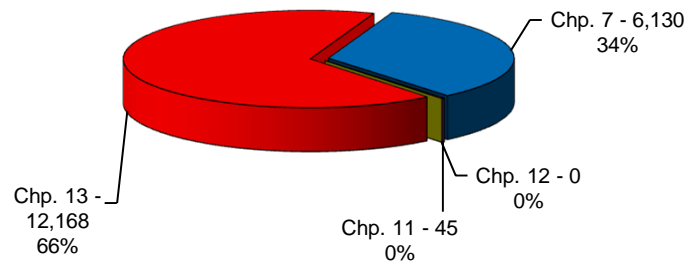
**Bankruptcy Case Closings
Jan 01, 2013 thru Dec 31, 2013**



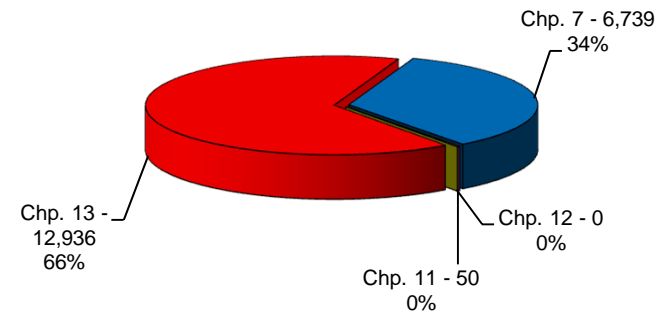
**Bankruptcy Case Closings
Jan 01, 2012 thru Dec 31, 2012**



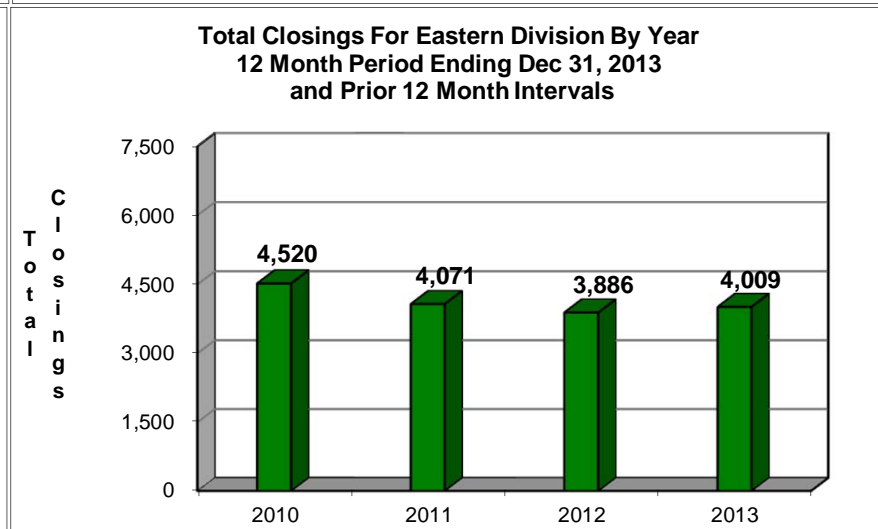
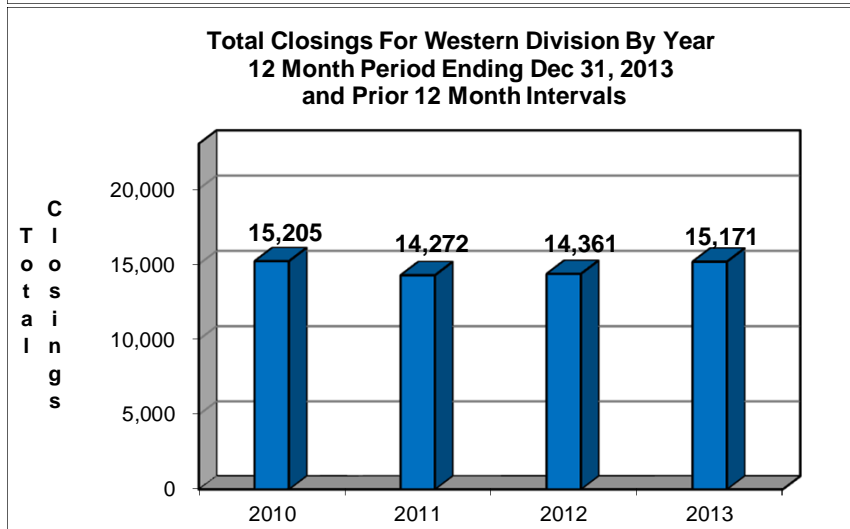
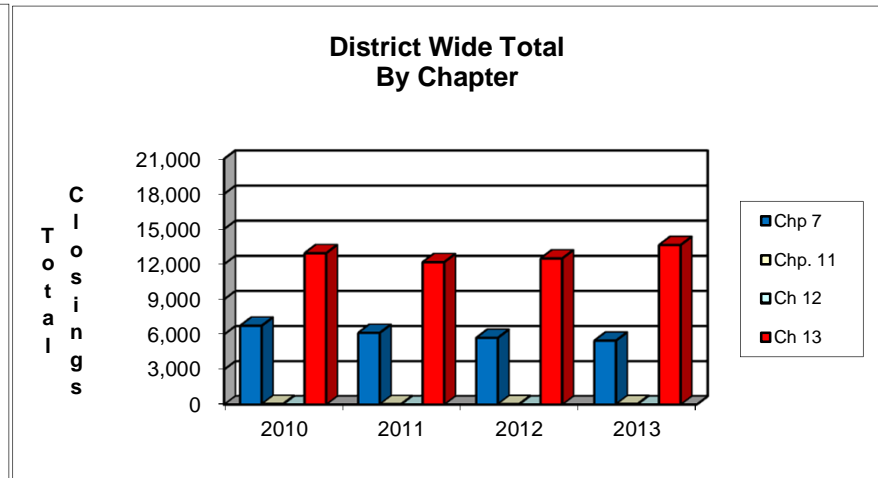
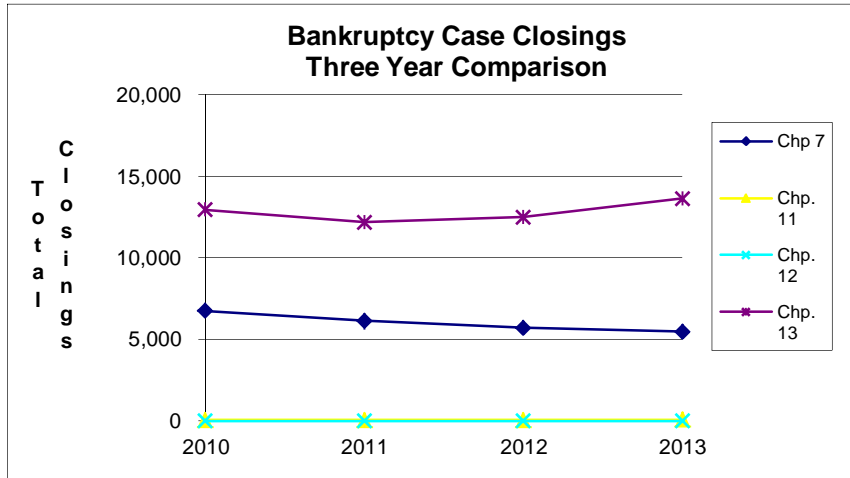
**Bankruptcy Case Closings
Jan 01, 2011 thru Dec 31, 2011**



**Bankruptcy Case Closings
Jan 01, 2010 thru Dec 31, 2010**



United States Bankruptcy Court Western District of Tennessee



NOTE: Data For Each Year was Calculated Beginning Dec 31, 2013 And Extending Backwards Twelve Months