

**UNITED STATES BANKRUPTCY COURT**  
**Western District of Tennessee**  
**PETITIONS CLOSED FOR TWELVE MONTH PERIODS**  
**BY DIVISIONS**

| <b>Jan 1, 2010 - Dec 31, 2010</b> |                |                |               |
|-----------------------------------|----------------|----------------|---------------|
|                                   | <b>Memphis</b> | <b>Jackson</b> | <b>Totals</b> |
| Chapter 7                         | 4,861          | 1,944          | 6,805         |
| Chapter 11                        | 33             | 19             | 52            |
| Chapter 12                        | 0              | 0              | 0             |
| Chapter 13                        | 10,371         | 2,576          | 12,947        |
| <b>Totals:</b>                    | <b>15,265</b>  | <b>4,539</b>   | <b>19,804</b> |

| <b>Jan 1, 2009 - Dec 31, 2009</b> |                |                |               |
|-----------------------------------|----------------|----------------|---------------|
|                                   | <b>Memphis</b> | <b>Jackson</b> | <b>Totals</b> |
| Chapter 7                         | 4,471          | 2,184          | 6,655         |
| Chapter 11                        | 32             | 11             | 43            |
| Chapter 12                        | 0              | 1              | 1             |
| Chapter 13                        | 11,429         | 2,803          | 14,232        |
| <b>Totals:</b>                    | <b>15,932</b>  | <b>4,999</b>   | <b>20,931</b> |

| <b>Jan 1, 2008 - Dec 31, 2008</b> |                |                |               |
|-----------------------------------|----------------|----------------|---------------|
|                                   | <b>Memphis</b> | <b>Jackson</b> | <b>Totals</b> |
| Chapter 7                         | 3,357          | 1,728          | 5,085         |
| Chapter 11                        | 20             | 9              | 29            |
| Chapter 12                        | 0              | 2              | 2             |
| Chapter 13                        | 10,872         | 2,117          | 12,989        |
| <b>Totals:</b>                    | <b>14,249</b>  | <b>3,856</b>   | <b>18,105</b> |

| <b>Jan 1, 2007 - Dec 31, 2007</b> |                |                |               |
|-----------------------------------|----------------|----------------|---------------|
|                                   | <b>Memphis</b> | <b>Jackson</b> | <b>Totals</b> |
| Chapter 7                         | 3,041          | 1,418          | 4,459         |
| Chapter 11                        | 152            | 20             | 172           |
| Chapter 12                        | 0              | 0              | 0             |
| Chapter 13                        | 8,753          | 2,583          | 11,336        |
| <b>Totals:</b>                    | <b>11,946</b>  | <b>4,021</b>   | <b>15,967</b> |

| <b>2010 Over 2009</b> |                |                |                |
|-----------------------|----------------|----------------|----------------|
|                       | <b>Memphis</b> | <b>Jackson</b> | <b>Total %</b> |
| Chapter 7             | 390            | (240)          | 2.25%          |
| Chapter 11            | 1              | 8              | 20.93%         |
| Chapter 12            | 0              | (1)            | -100.00%       |
| Chapter 13            | (1,058)        | (227)          | -9.03%         |
| <b>Totals:</b>        | <b>(667)</b>   | <b>(460)</b>   | <b>-5.38%</b>  |

| <b>2010 Over 2009</b> |                |                |
|-----------------------|----------------|----------------|
|                       | <b>Jackson</b> | <b>Total %</b> |
| Chapter 7             | (240)          | -10.99%        |
| Chapter 11            | 8              | 72.73%         |
| Chapter 12            | (1)            | -100.00%       |
| Chapter 13            | (227)          | -8.10%         |
| <b>Totals:</b>        | <b>(460)</b>   | <b>-9.20%</b>  |

| <b>% of Closings by Chap. By Div. Chapter % of</b> |                |                |                       |
|--|----------------|----------------|-----------------------|
|  | <b>Memphis</b> | <b>Jackson</b> | <b>Total Closings</b> |
| Chapter 7  | 71%            | 29%            | 34%                   |
| Chapter 11   | 63%            | 37%            | 0%                    |
| Chapter 12   | 0%             | 0%             | 0%                    |
| Chapter 13   | 80%            | 20%            | 65%                   |
| <b>Totals:</b>                                     | <b>77%</b>     | <b>23%</b>     | <b>100%</b>           |

| <b>% of Closings by Chap. By Div. Chapter % of</b> |                |                |                       |
|--|----------------|----------------|-----------------------|
|  | <b>Memphis</b> | <b>Jackson</b> | <b>Total Closings</b> |
| Chapter 7  | 67%            | 33%            | 32%                   |
| Chapter 11   | 74%            | 26%            | 0%                    |
| Chapter 12   | 0%             | 100%           | 0%                    |
| Chapter 13   | 80%            | 20%            | 68%                   |
| <b>Totals:</b>                                     | <b>76%</b>     | <b>24%</b>     | <b>100%</b>           |

| <b>% of Closings by Chap. By Div. Chapter % of</b> |                |                |                       |
|--|----------------|----------------|-----------------------|
|  | <b>Memphis</b> | <b>Jackson</b> | <b>Total Closings</b> |
| Chapter 7  | 66%            | 34%            | 28%                   |
| Chapter 11   | 69%            | 31%            | 0%                    |
| Chapter 12   | 0%             | 100%           | 0%                    |
| Chapter 13   | 84%            | 16%            | 72%                   |
| <b>Totals:</b>                                     | <b>79%</b>     | <b>21%</b>     | <b>100%</b>           |

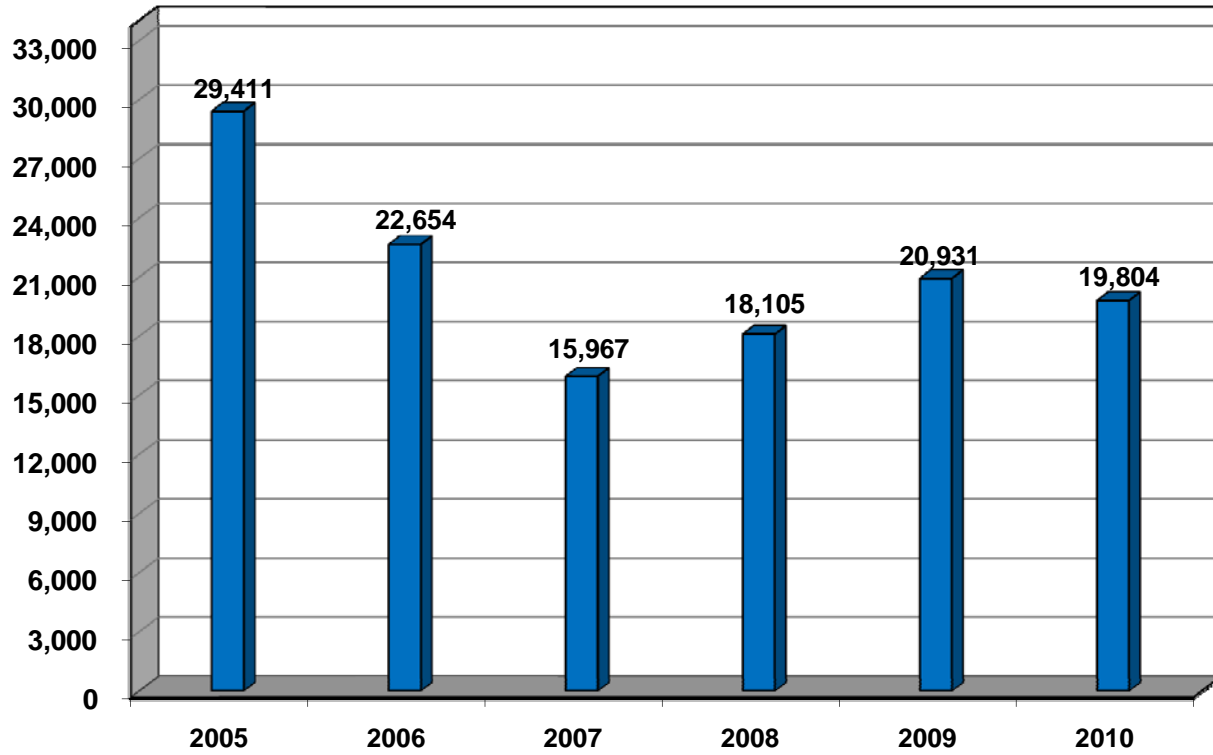
| <b>% of Closings by Chap. By Div. Chapter % of</b> |                |                |                       |
|--|----------------|----------------|-----------------------|
|  | <b>Memphis</b> | <b>Jackson</b> | <b>Total Closings</b> |
| Chapter 7  | 68%            | 32%            | 28%                   |
| Chapter 11   | 88%            | 12%            | 1%                    |
| Chapter 12   | 0%             | 0%             | 0%                    |
| Chapter 13   | 77%            | 23%            | 71%                   |
| <b>Totals:</b>                                     | <b>75%</b>     | <b>25%</b>     | <b>100%</b>           |

**Overall Change**  
**2010 Over 2009**  
**(Both Divisions)**  
  
**-5.38%**

| <b>2010 Over 2009</b> |                |                |
|-----------------------|----------------|----------------|
|                       | <b>Memphis</b> | <b>Total %</b> |
| Chapter 7             | 390            | 8.72%          |
| Chapter 11            | 1              | 3.12%          |
| Chapter 12            | 0              | 0.00%          |
| Chapter 13            | (1,058)        | -9.26%         |
| <b>Totals:</b>        | <b>(667)</b>   | <b>-4.19%</b>  |

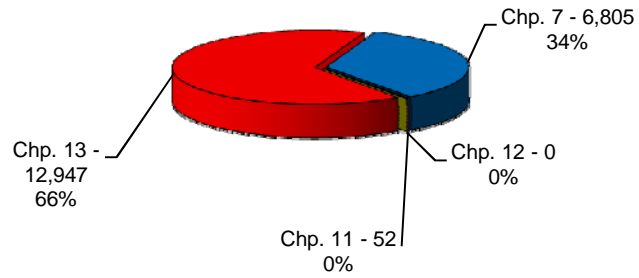
*Calculation of percentages are rounded to two places. .745 would be shown as .75 or 75%, and .744 would be displayed as .74 or 74%.*

**Total Closings For Western Division By Year  
12 Month Period Ending Dec 31, 2010  
and Prior 12 Month Intervals**

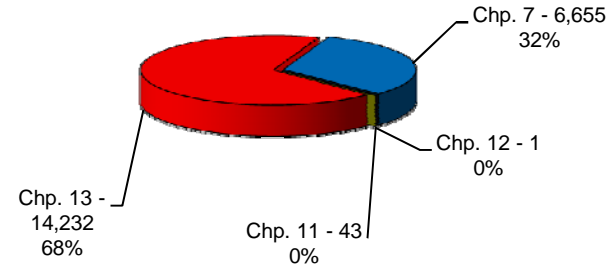


**United States Bankruptcy Court  
Western District of Tennessee**

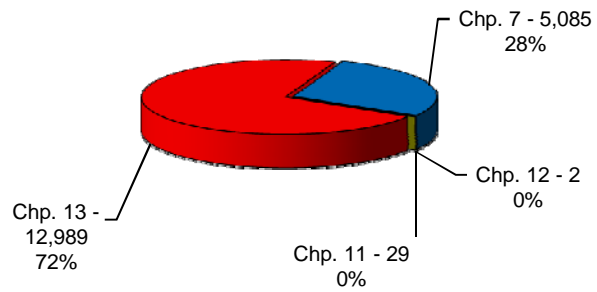
**Bankruptcy Case Closings  
Jan 1, 2010 thru Dec 31, 2010**



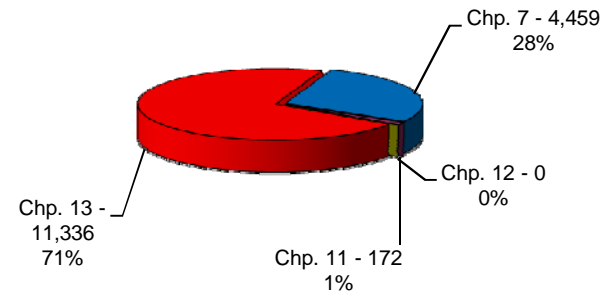
**Bankruptcy Case Closings  
Jan 1, 2009 thru Dec 31, 2009**



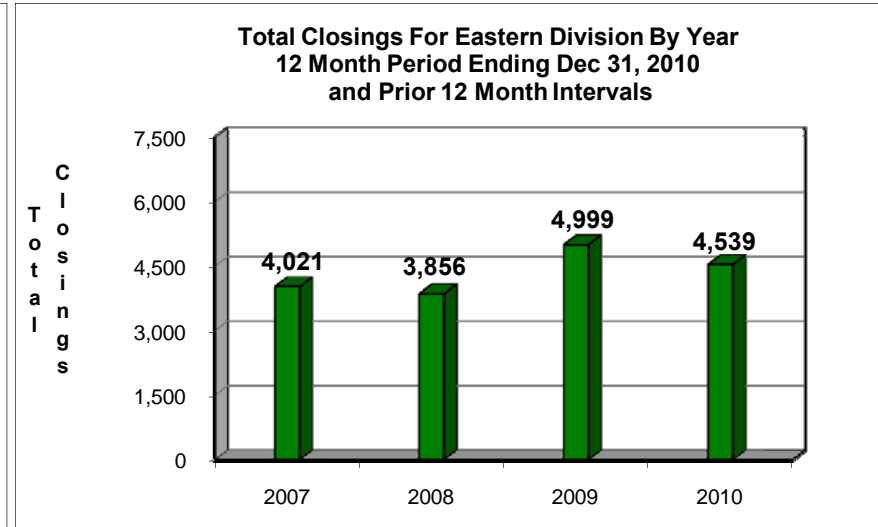
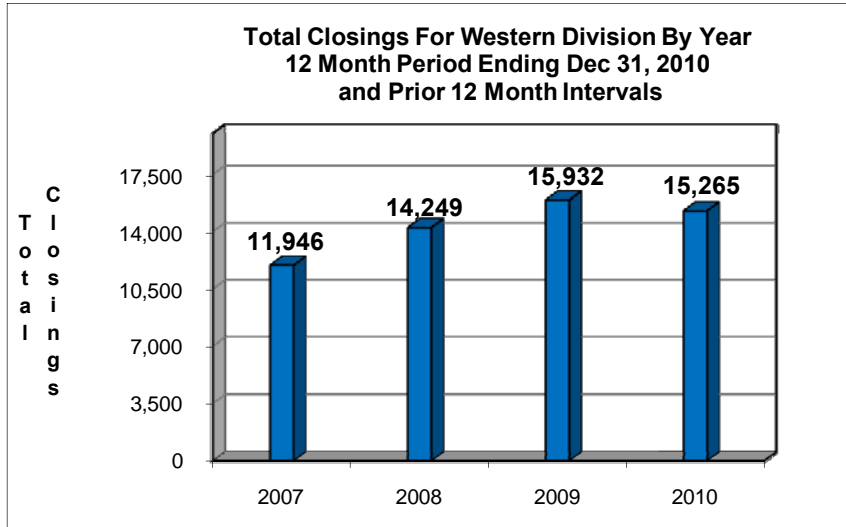
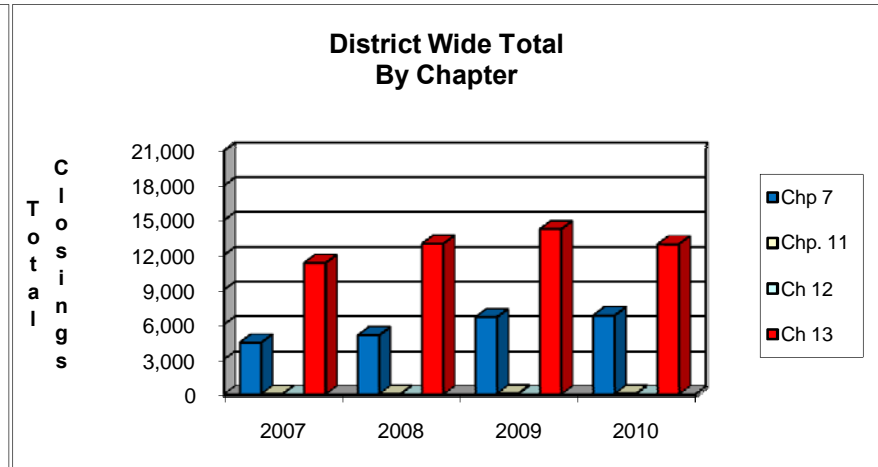
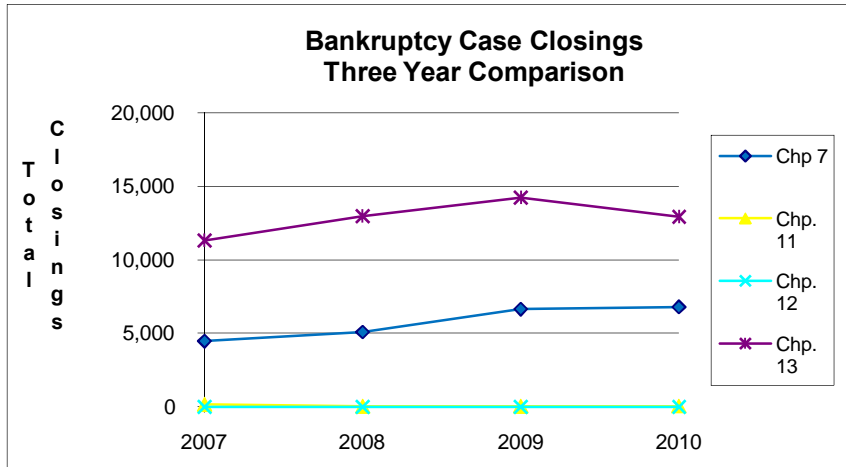
**Bankruptcy Case Closings  
Jan 1, 2008 thru Dec 31, 2008**



**Bankruptcy Case Closings  
Jan 1, 2007 thru Dec 31, 2007**



## United States Bankruptcy Court Western District of Tennessee



**Bankruptcy Case Filings and Closings Five Year Comparison** □ 12 Month Period Ending Dec 31, 2010 and Prior 12 Month Intervals