

UNITED STATES BANKRUPTCY COURT
Western District of Tennessee
PETITIONS CLOSED FOR TWELVE MONTH PERIODS
BY DIVISIONS

Jan 1, 2016 - Dec 31, 2016			
	Memphis	Jackson	Totals
Chapter 7	3,053	979	4,032
Chapter 11	18	11	29
Chapter 12	0	0	0
Chapter 13	10,009	2,245	12,254
Totals:	13,080	3,235	16,315

Jan 1, 2015 - Dec 31, 2015			
	Memphis	Jackson	Totals
Chapter 7	3,027	1,040	4,067
Chapter 11	23	11	34
Chapter 12	0	1	1
Chapter 13	10,304	2,468	12,772
Totals:	13,354	3,520	16,874

Jan 1, 2014 - Dec 31, 2014			
	Memphis	Jackson	Totals
Chapter 7	3,638	1,094	4,732
Chapter 11	44	10	54
Chapter 12	0	0	0
Chapter 13	11,312	2,709	14,021
Totals:	14,994	3,813	18,807

Jan 1, 2013 - Dec 31, 2013			
	Memphis	Jackson	Totals
Chapter 7	4,052	1,352	5,404
Chapter 11	59	16	75
Chapter 12	0	0	0
Chapter 13	10,983	2,631	13,614
Totals:	15,094	3,999	19,093

2016 Over 2015			
	Memphis	Jackson	Total %
Chapter 7	26	(61)	-0.86%
Chapter 11	(5)	0	-14.71%
Chapter 12	0	(1)	-100.00%
Chapter 13	(295)	(223)	-4.06%
Totals:	(274)	(285)	-3.31%

2016 Over 2015		
	Jackson	Total %
Chapter 7	(61)	-5.87%
Chapter 11	0	0.00%
Chapter 12	(1)	-100.00%
Chapter 13	(223)	-9.04%
Totals:	(285)	-8.10%

% of Closings by Chap. By Div. Chapter % of			
	Memphis	Jackson	Total Closings
Chapter 7	76%	24%	25%
Chapter 11	62%	38%	0%
Chapter 12	0%	0%	0%
Chapter 13	82%	18%	75%
Totals:	80%	20%	100%

% of Closings by Chap. By Div. Chapter % of			
	Memphis	Jackson	Total Closings
Chapter 7	74%	26%	24%
Chapter 11	68%	32%	0%
Chapter 12	0%	100%	0%
Chapter 13	81%	19%	76%
Totals:	79%	21%	100%

% of Closings by Chap. By Div. Chapter % of			
	Memphis	Jackson	Total Closings
Chapter 7	77%	23%	25%
Chapter 11	81%	19%	0%
Chapter 12	0%	0%	0%
Chapter 13	81%	19%	75%
Totals:	80%	20%	100%

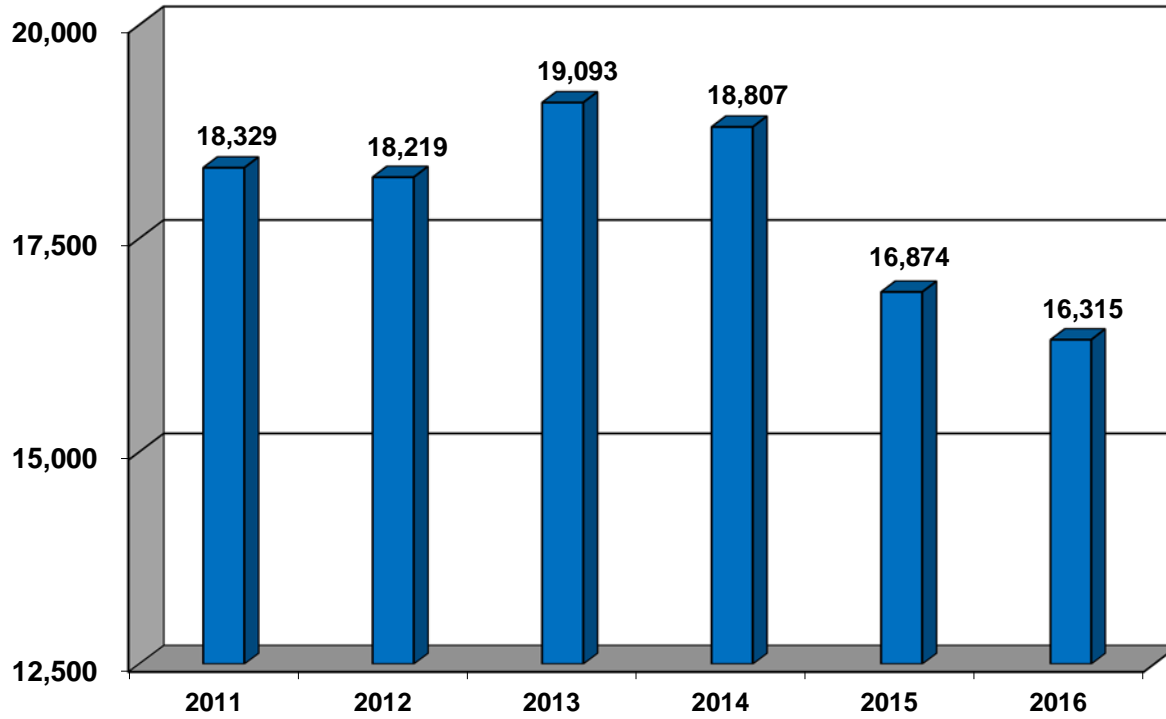
% of Closings by Chap. By Div. Chapter % of			
	Memphis	Jackson	Total Closings
Chapter 7	75%	25%	28%
Chapter 11	79%	21%	0%
Chapter 12	0%	0%	0%
Chapter 13	81%	19%	71%
Totals:	79%	21%	100%

<p>Overall Change 2016 Over 2015 (Both Divisions)</p> <p>-3.31%</p>

2016 Over 2015		
	Memphis	Total %
Chapter 7	26	0.86%
Chapter 11	(5)	-21.74%
Chapter 12	0	0.00%
Chapter 13	(295)	-2.86%
Totals:	(274)	-2.05%

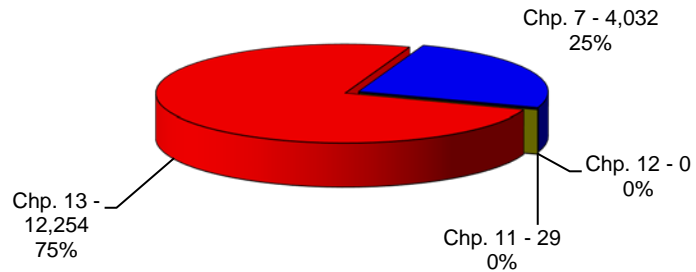
Calculation of percentages are rounded to two places. .745 would be shown as .75 or 75%, and .744 would be displayed as .74 or 74%.

**Total Closings For Western District By Year
12 Month Period Ending Dec 31, 2016
and Prior 12 Month Intervals**

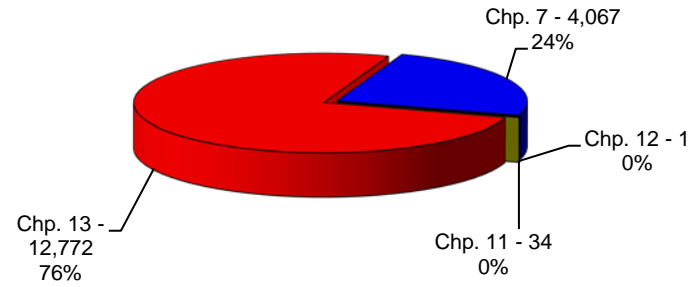


**United States Bankruptcy Court
Western District of Tennessee**

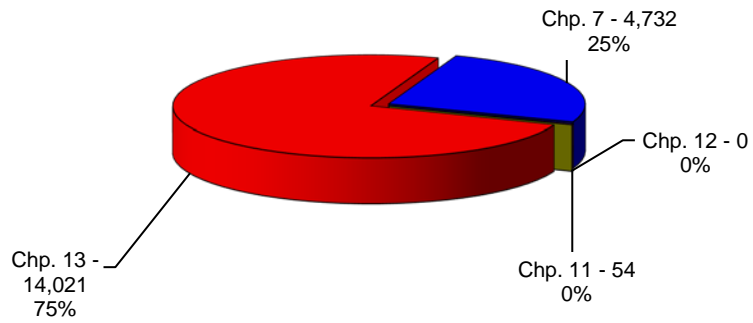
**Bankruptcy Case Closings
Jan 1, 2016 thru Dec 31, 2016**



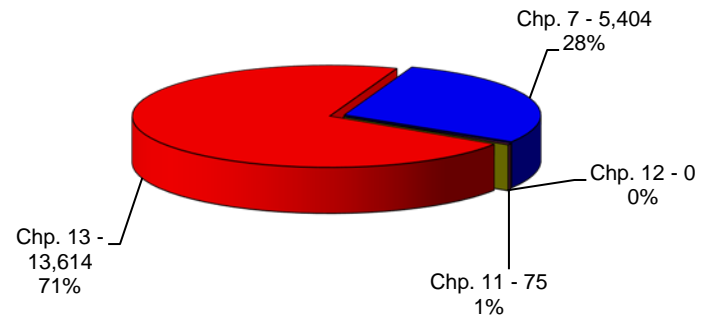
**Bankruptcy Case Closings
Jan 1, 2015 thru Dec 31, 2015**



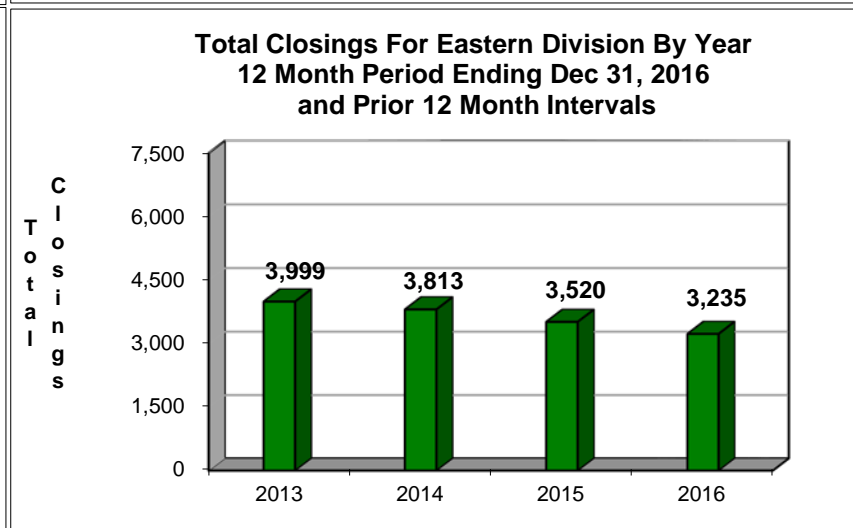
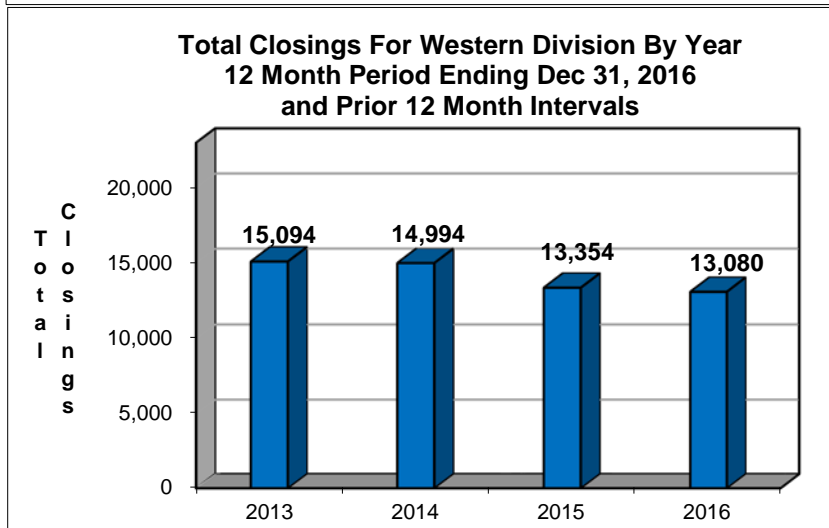
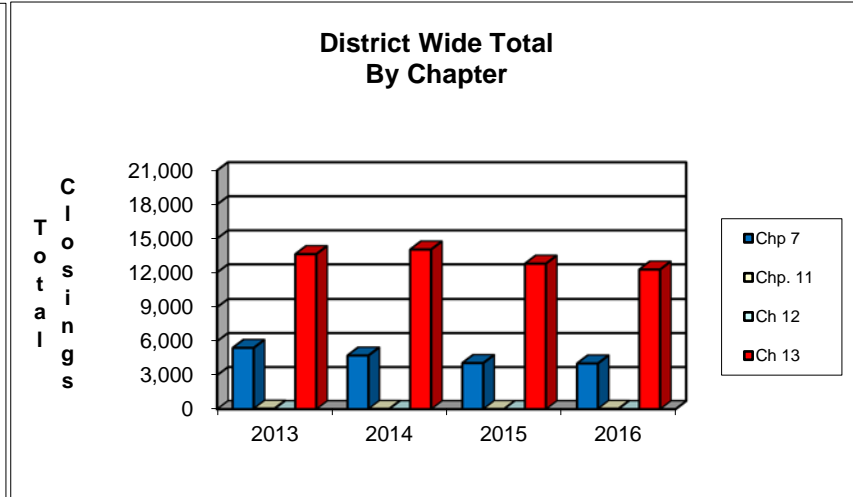
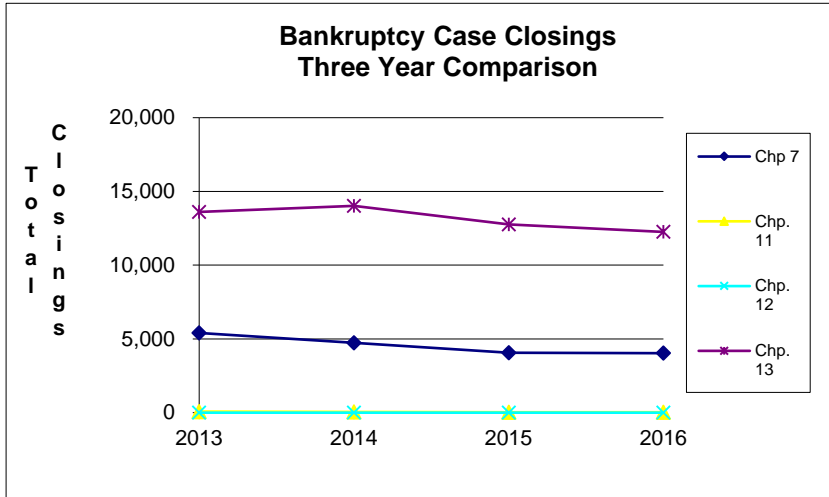
**Bankruptcy Case Closings
Jan 1, 2014 thru Dec 31, 2014**



**Bankruptcy Case Closings
Jan 1, 2013 thru Dec 31, 2013**



United States Bankruptcy Court Western District of Tennessee



NOTE: Data For Each Year was Calculated Beginning Dec 31, 2016 and Extending Backwards Twelve Months