

**UNITED STATES BANKRUPTCY COURT**  
**Western District of Tennessee**  
**PETITIONS CLOSED FOR TWELVE MONTH PERIODS**  
**BY DIVISIONS**

<b>Jan 1, 2021 - Dec 31, 2021</b>			
	<b>Memphis</b>	<b>Jackson</b>	<b>Totals</b>
Chapter 7	1,686	564	2,250
Chapter 11	14	10	24
Chapter 12	0	1	1
Chapter 13	5,316	1,621	6,937
<b>Totals:</b>	<b>7,016</b>	<b>2,196</b>	<b>9,212</b>

<b>Jan 1, 2020 - Dec 31, 2020</b>			
	<b>Memphis</b>	<b>Jackson</b>	<b>Totals</b>
Chapter 7	2,334	787	3,121
Chapter 11	13	6	19
Chapter 12	0	1	1
Chapter 13	6,039	1,641	7,680
<b>Totals:</b>	<b>8,386</b>	<b>2,435</b>	<b>10,821</b>

<b>Jan 1, 2019 - Dec 31, 2019</b>			
	<b>Memphis</b>	<b>Jackson</b>	<b>Totals</b>
Chapter 7	2,607	893	3,500
Chapter 11	18	3	21
Chapter 12	1	1	2
Chapter 13	8,284	1,819	10,103
<b>Totals:</b>	<b>10,910</b>	<b>2,716</b>	<b>13,626</b>

<b>Jan 1, 2018 - Dec 31, 2018</b>			
	<b>Memphis</b>	<b>Jackson</b>	<b>Totals</b>
Chapter 7	2,937	998	3,935
Chapter 11	27	9	36
Chapter 12	0	1	1
Chapter 13	8,991	1,995	10,986
<b>Totals:</b>	<b>11,955</b>	<b>3,003</b>	<b>14,958</b>

<b>2021 Over 2020</b>			
	<b>Memphis</b>	<b>Jackson</b>	<b>Total %</b>
Chapter 7	(648)	(223)	-27.91%
Chapter 11	1	4	26.32%
Chapter 12	0	0	0.00%
Chapter 13	(723)	(20)	-9.67%
<b>Totals:</b>	<b>(1,370)</b>	<b>(239)</b>	<b>-14.87%</b>

<b>2021 Over 2020</b>		
	<b>Jackson</b>	<b>Total %</b>
Chapter 7	(223)	-28.34%
Chapter 11	4	66.67%
Chapter 12	0	0.00%
Chapter 13	(20)	-1.22%
<b>Totals:</b>	<b>(239)</b>	<b>-9.82%</b>

<b>% of Closings by Chap. By Div. Chapter % of</b>			
	<b>Memphis</b>	<b>Jackson</b>	<b>Total Closings</b>
Chapter 7	75%	25%	24%
Chapter 11	58%	42%	0%
Chapter 12	0%	100%	0%
Chapter 13	77%	23%	75%
<b>Totals:</b>	<b>76%</b>	<b>24%</b>	<b>100%</b>

<b>% of Closings by Chap. By Div. Chapter % of</b>			
	<b>Memphis</b>	<b>Jackson</b>	<b>Total Closings</b>
Chapter 7	75%	25%	29%
Chapter 11	68%	32%	0%
Chapter 12	0%	100%	0%
Chapter 13	79%	21%	71%
<b>Totals:</b>	<b>77%</b>	<b>23%</b>	<b>100%</b>

<b>% of Closings by Chap. By Div. Chapter % of</b>			
	<b>Memphis</b>	<b>Jackson</b>	<b>Total Closings</b>
Chapter 7	74%	26%	26%
Chapter 11	86%	14%	0%
Chapter 12	50%	50%	0%
Chapter 13	82%	18%	74%
<b>Totals:</b>	<b>80%</b>	<b>20%</b>	<b>100%</b>

<b>% of Closings by Chap. By Div. Chapter % of</b>			
	<b>Memphis</b>	<b>Jackson</b>	<b>Total Closings</b>
Chapter 7	75%	25%	26%
Chapter 11	75%	25%	0%
Chapter 12	0%	100%	0%
Chapter 13	82%	18%	73%
<b>Totals:</b>	<b>80%</b>	<b>20%</b>	<b>100%</b>

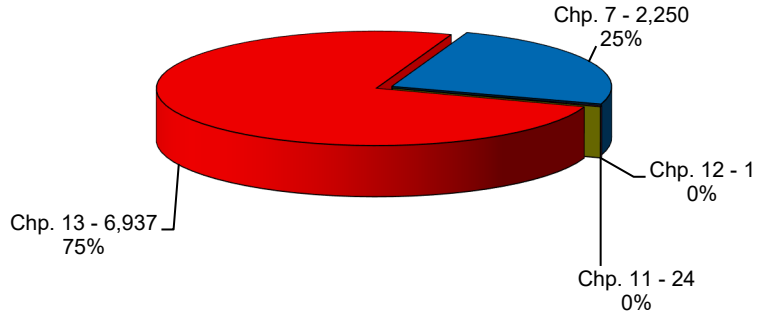
<b>Overall Change</b> <b>2021 Over 2020</b> <b>(Both Divisions)</b>  <b>-14.87%</b>
---

<b>2021 Over 2020</b>		
	<b>Memphis</b>	<b>Total %</b>
Chapter 7	(648)	-27.76%
Chapter 11	1	7.69%
Chapter 12	0	0.00%
Chapter 13	(723)	-11.97%
<b>Totals:</b>	<b>(1,370)</b>	<b>-16.34%</b>

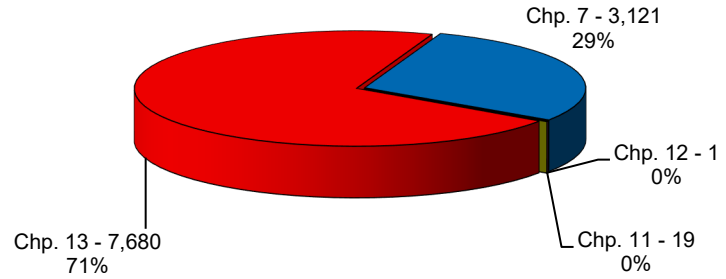
*Calculation of percentages are rounded to two places. .745 would be shown as .75 or 75%, and .744 would be displayed as .74 or 74%.*

**United States Bankruptcy Court  
Western District of Tennessee**

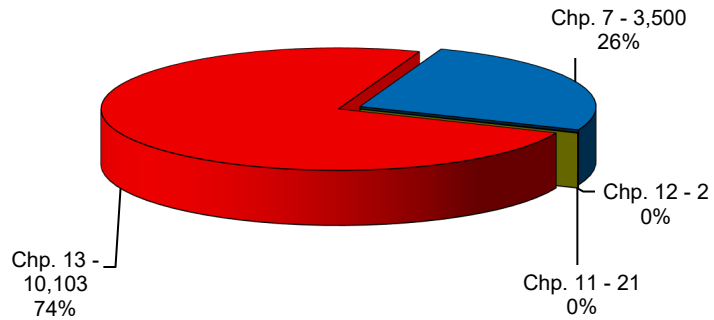
**Bankruptcy Case Closings  
Jan 1, 2021 thru Dec 31, 2021**



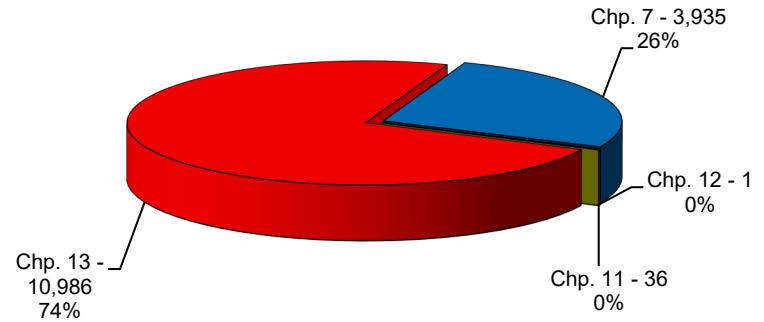
**Bankruptcy Case Closings  
Jan 1, 2020 thru Dec 31, 2020**



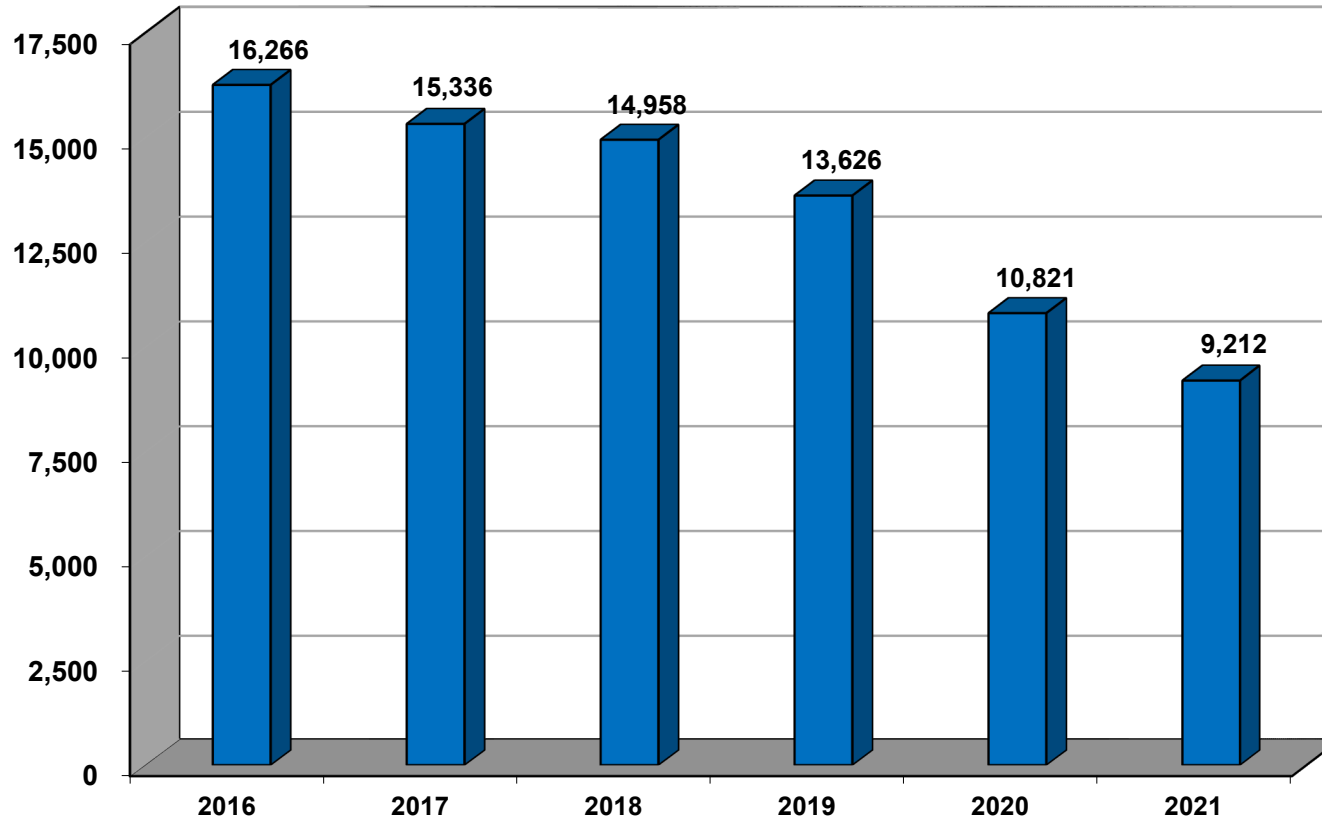
**Bankruptcy Case Closings  
Jan 1, 2019 thru Dec 31, 2019**



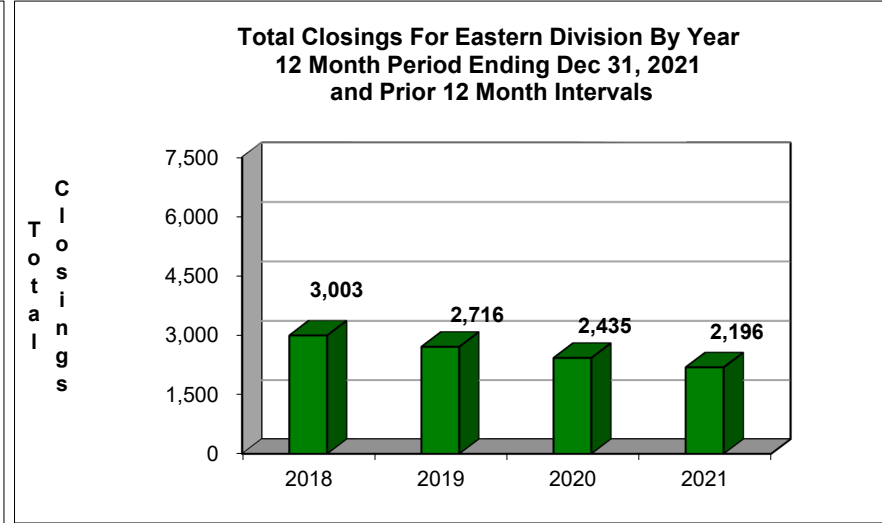
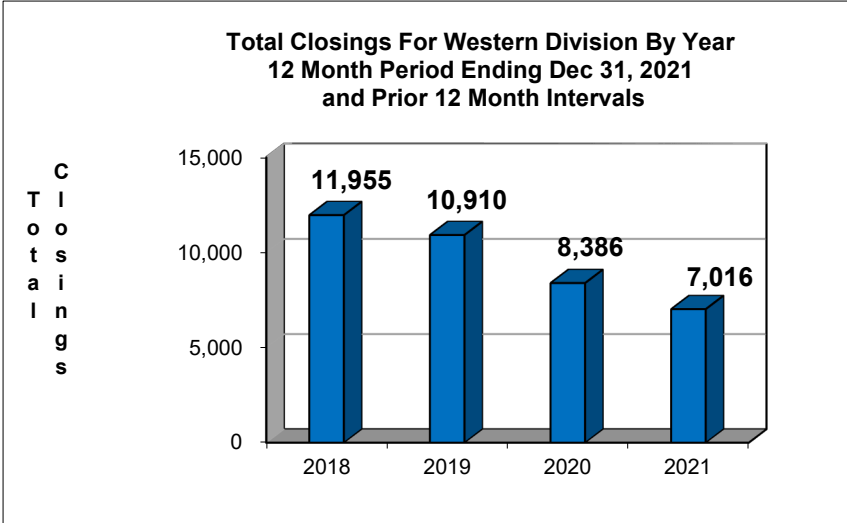
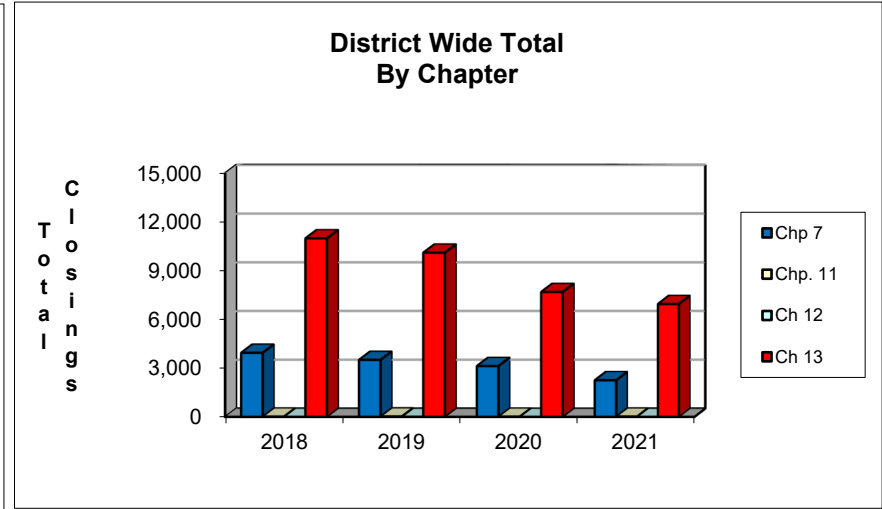
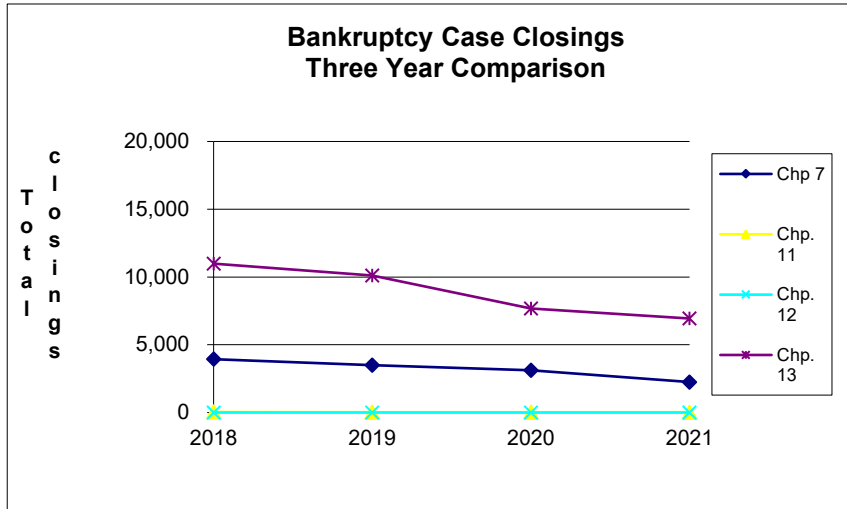
**Bankruptcy Case Closings  
Jan 1, 2018 thru Dec 31, 2018**



**Total Closings For Western District By Year  
12 Month Period Ending Dec 31, 2021  
and Prior 12 Month Intervals**



## United States Bankruptcy Court Western District of Tennessee



**NOTE: Data For Each Year was Calculated Beginning Dec 31, 2021 And Extending Backwards Twelve Months**