

**UNITED STATES BANKRUPTCY COURT**  
**Western District of Tennessee**  
**PETITIONS CLOSED FOR TWELVE MONTH PERIODS**  
**BY DIVISIONS**

<b>Jan 1, 2022 - Dec 31, 2022</b>			
	<b>Memphis</b>	<b>Jackson</b>	<b>Totals</b>
Chapter 7	1,233	427	1,660
Chapter 11	5	4	9
Chapter 12	0	0	0
Chapter 13	4,995	1,409	6,404
<b>Totals:</b>	<b>6,233</b>	<b>1,840</b>	<b>8,073</b>

<b>Jan 1, 2021 - Dec 31, 2021</b>			
	<b>Memphis</b>	<b>Jackson</b>	<b>Totals</b>
Chapter 7	1,676	564	2,240
Chapter 11	13	10	23
Chapter 12	0	1	1
Chapter 13	5,310	1,621	6,931
<b>Totals:</b>	<b>6,999</b>	<b>2,196</b>	<b>9,195</b>

<b>Jan 1, 2020 - Dec 31, 2020</b>			
	<b>Memphis</b>	<b>Jackson</b>	<b>Totals</b>
Chapter 7	2,331	785	3,116
Chapter 11	13	6	19
Chapter 12	0	1	1
Chapter 13	6,039	1,641	7,680
<b>Totals:</b>	<b>8,383</b>	<b>2,433</b>	<b>10,816</b>

<b>Jan 1, 2019 - Dec 31, 2019</b>			
	<b>Memphis</b>	<b>Jackson</b>	<b>Totals</b>
Chapter 7	2,607	893	3,500
Chapter 11	18	3	21
Chapter 12	1	1	2
Chapter 13	8,284	1,819	10,103
<b>Totals:</b>	<b>10,910</b>	<b>2,716</b>	<b>13,626</b>

<b>2022 Over 2021</b>			
	<b>Memphis</b>	<b>Jackson</b>	<b>Total %</b>
Chapter 7	(443)	(137)	-25.89%
Chapter 11	(8)	(6)	-60.87%
Chapter 12	0	(1)	-100.00%
Chapter 13	(315)	(212)	-7.60%
<b>Totals:</b>	<b>(766)</b>	<b>(356)</b>	<b>-12.20%</b>

<b>2022 Over 2021</b>		
	<b>Jackson</b>	<b>Total %</b>
Chapter 7	(137)	-24.29%
Chapter 11	(6)	-60.00%
Chapter 12	(1)	-100.00%
Chapter 13	(212)	-13.08%
<b>Totals:</b>	<b>(356)</b>	<b>-16.21%</b>

<b>% of Closings by Chap. By Div. Chapter % of</b>			
	<b>Memphis</b>	<b>Jackson</b>	<b>Total Closings</b>
Chapter 7	74%	26%	21%
Chapter 11	56%	44%	0%
Chapter 12	0%	0%	0%
Chapter 13	78%	22%	79%
<b>Totals:</b>	<b>77%</b>	<b>23%</b>	<b>100%</b>

<b>% of Closings by Chap. By Div. Chapter % of</b>			
	<b>Memphis</b>	<b>Jackson</b>	<b>Total Closings</b>
Chapter 7	75%	25%	24%
Chapter 11	57%	43%	0%
Chapter 12	0%	100%	0%
Chapter 13	77%	23%	75%
<b>Totals:</b>	<b>76%</b>	<b>24%</b>	<b>100%</b>

<b>% of Closings by Chap. By Div. Chapter % of</b>			
	<b>Memphis</b>	<b>Jackson</b>	<b>Total Closings</b>
Chapter 7	75%	25%	29%
Chapter 11	68%	32%	0%
Chapter 12	0%	100%	0%
Chapter 13	79%	21%	71%
<b>Totals:</b>	<b>78%</b>	<b>22%</b>	<b>100%</b>

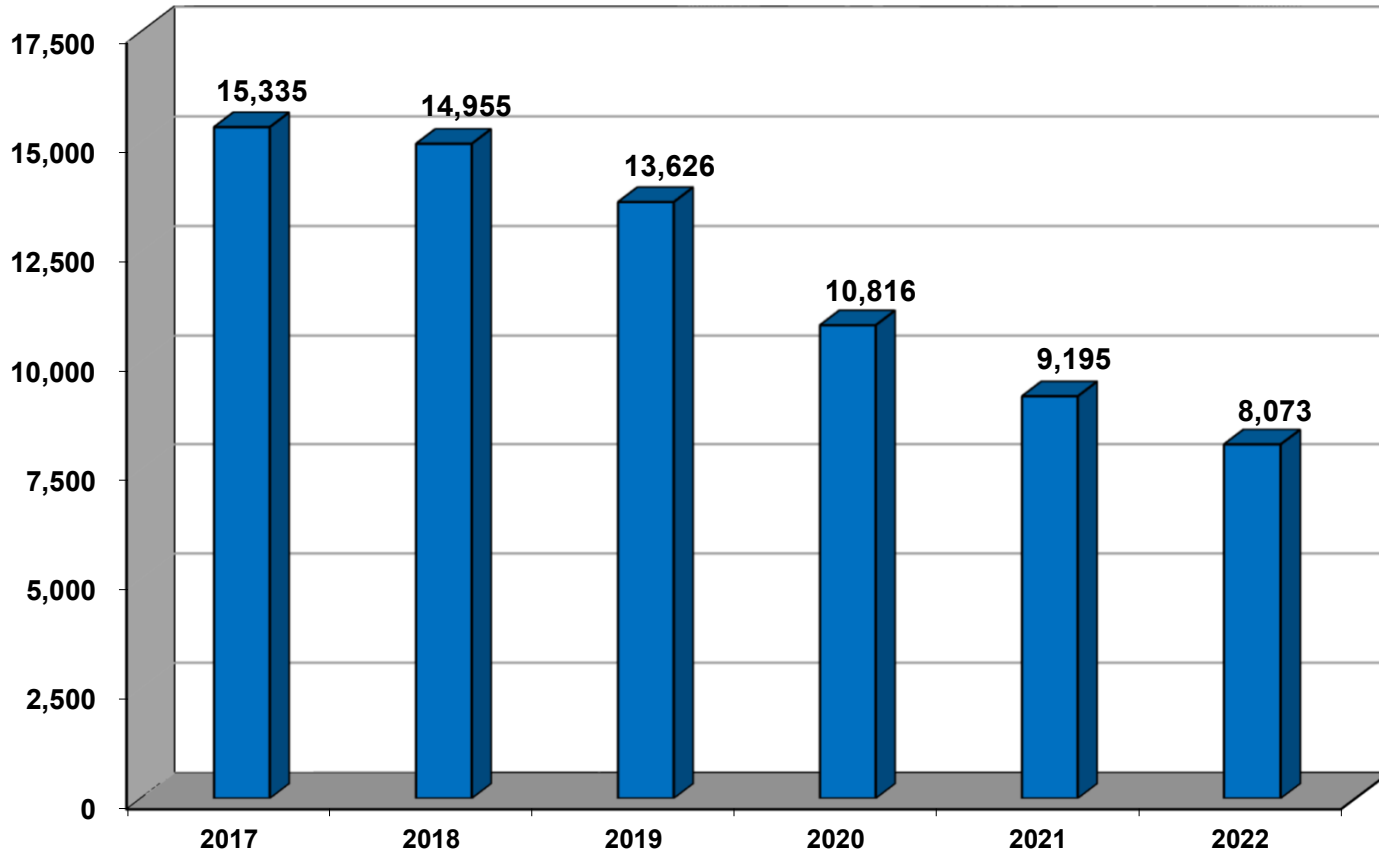
<b>% of Closings by Chap. By Div. Chapter % of</b>			
	<b>Memphis</b>	<b>Jackson</b>	<b>Total Closings</b>
Chapter 7	74%	26%	26%
Chapter 11	86%	14%	0%
Chapter 12	50%	50%	0%
Chapter 13	82%	18%	74%
<b>Totals:</b>	<b>80%</b>	<b>20%</b>	<b>100%</b>

<b>Overall Change 2022 Over 2021 (Both Divisions)</b>
<b>-12.20%</b>

<b>2022 Over 2021</b>		
	<b>Memphis</b>	<b>Total %</b>
Chapter 7	(443)	-26.43%
Chapter 11	(8)	-61.54%
Chapter 12	0	0.00%
Chapter 13	(315)	-5.93%
<b>Totals:</b>	<b>(766)</b>	<b>-10.94%</b>

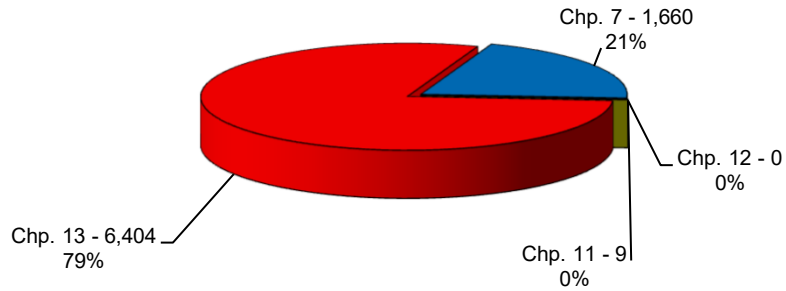
*Calculation of percentages are rounded to two places. .745 would be shown as .75 or 75%, and .744 would be displayed as .74 or 74%.*

**Total Closings For Western District By Year  
12 Month Period Ending Dec 31, 2022  
and Prior 12 Month Intervals**

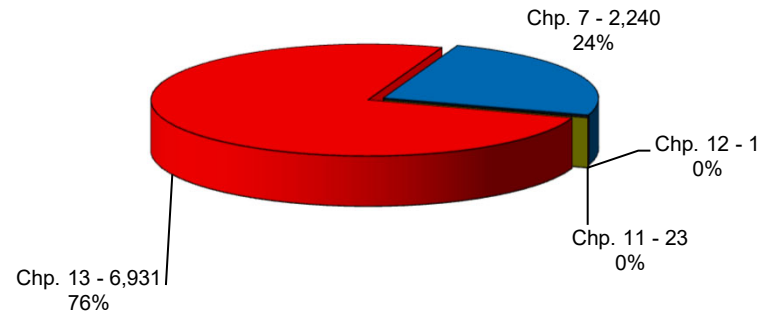


**United States Bankruptcy Court  
Western District of Tennessee**

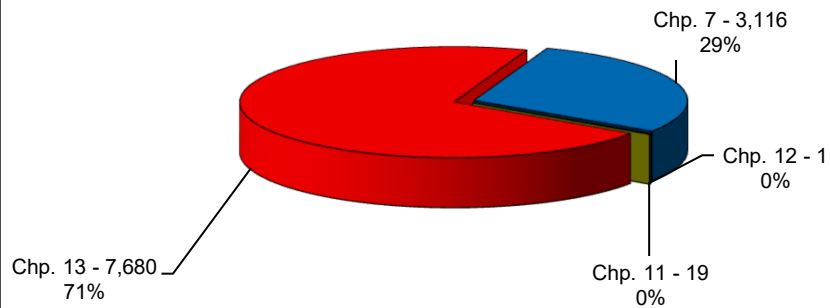
**Bankruptcy Case Closings  
Jan 1, 2022 thru Dec 31, 2022**



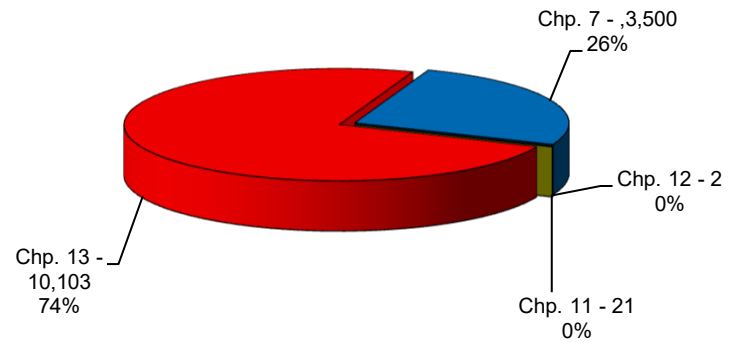
**Bankruptcy Case Closings  
Jan 1, 2021 thru Dec 31, 2021**



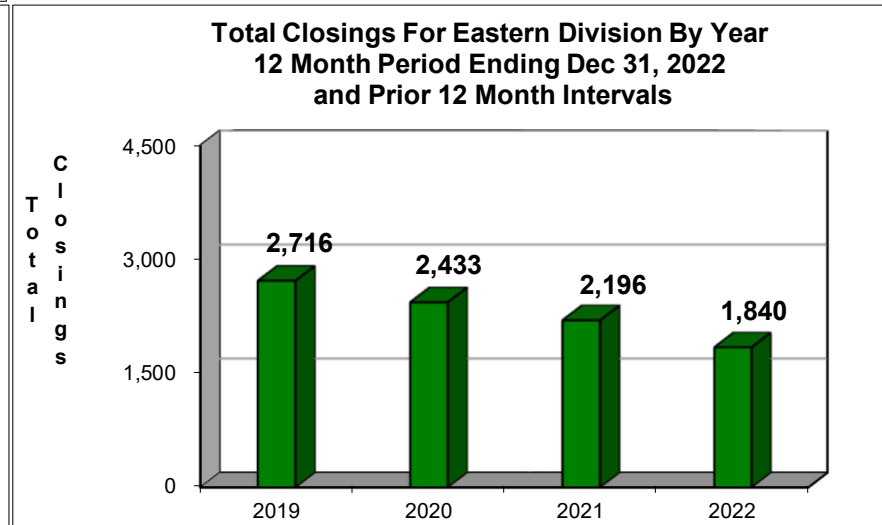
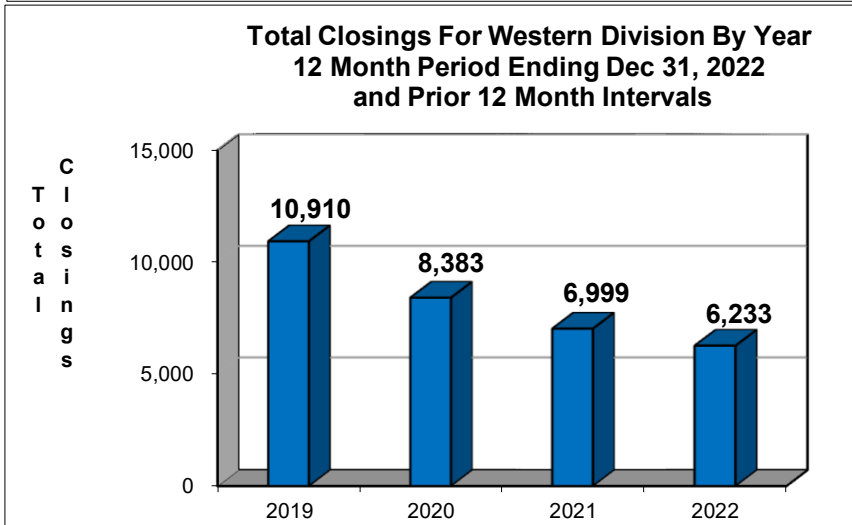
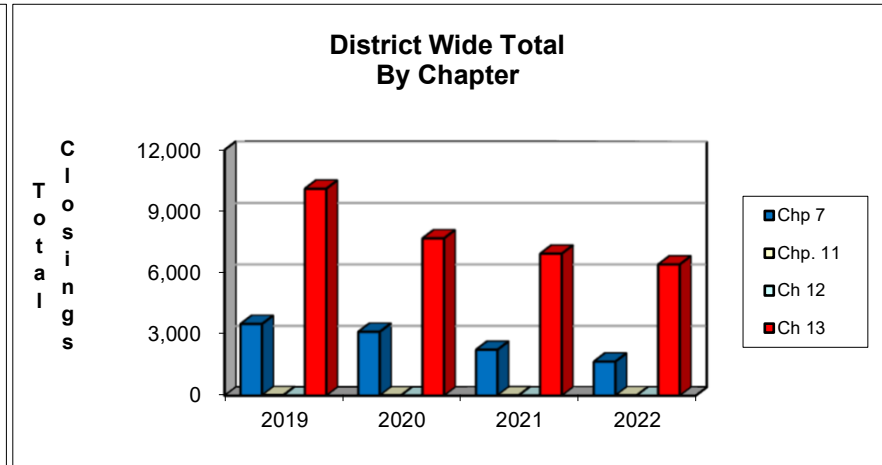
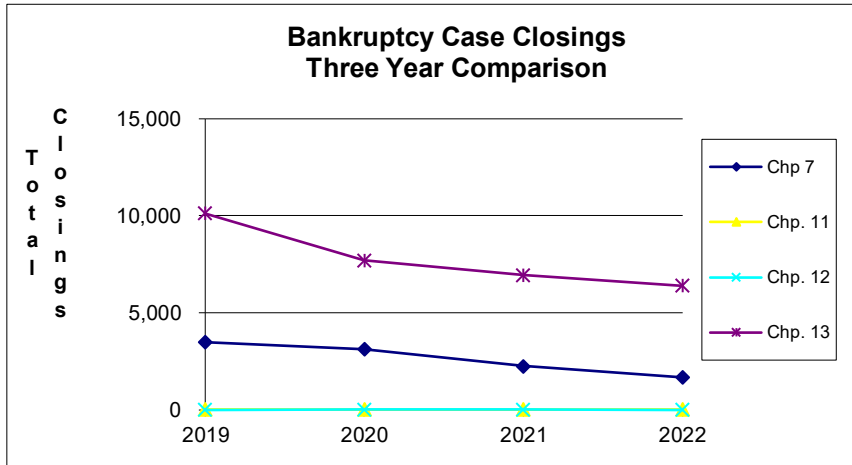
**Bankruptcy Case Closings  
Jan 1, 2020 thru Dec 31, 2020**



**Bankruptcy Case Closings  
Jan 1, 2019 thru Dec 31, 2019**



## United States Bankruptcy Court Western District of Tennessee



**NOTE: Data For Each Year was Calculated Beginning Dec 31, 2022 And Extending Backwards Twelve Months**