

UNITED STATES BANKRUPTCY COURT
Western District of Tennessee
PETITIONS CLOSED FOR TWELVE MONTH PERIODS
BY DIVISIONS

Jan 1, 2019 - Dec 31, 2019			
	Memphis	Jackson	Totals
Chapter 7	2,618	895	3,513
Chapter 11	19	3	22
Chapter 12	1	1	2
Chapter 13	8,290	1,821	10,111
Totals:	10,928	2,720	13,648

Jan 1, 2018 - Dec 31, 2018			
	Memphis	Jackson	Totals
Chapter 7	2,944	1,002	3,946
Chapter 11	27	9	36
Chapter 12	0	1	1
Chapter 13	8,993	1,995	10,988
Totals:	11,964	3,007	14,971

Jan 1, 2017 - Dec 31, 2017			
	Memphis	Jackson	Totals
Chapter 7	2,742	993	3,735
Chapter 11	23	5	28
Chapter 12	0	0	0
Chapter 13	9,551	2,033	11,584
Totals:	12,316	3,031	15,347

Jan 1, 2016 - Dec 31, 2016			
	Memphis	Jackson	Totals
Chapter 7	3,023	977	4,000
Chapter 11	18	9	27
Chapter 12	0	0	0
Chapter 13	9,997	2,244	12,241
Totals:	13,038	3,230	16,268

2019 Over 2018			
	Memphis	Jackson	Total %
Chapter 7	(326)	(107)	-10.97%
Chapter 11	(8)	(6)	-38.89%
Chapter 12	1	0	100.00%
Chapter 13	(703)	(174)	-7.98%
Totals:	(1,036)	(287)	-8.84%

2019 Over 2018		
	Jackson	Total %
Chapter 7	(107)	-10.68%
Chapter 11	(6)	-66.67%
Chapter 12	0	0.00%
Chapter 13	(174)	-8.72%
Totals:	(287)	-9.54%

% of Closings by Chap. By Div. Chapter % of			
	Memphis	Jackson	Total Closings
Chapter 7	75%	25%	26%
Chapter 11	86%	14%	0%
Chapter 12	50%	50%	0%
Chapter 13	82%	18%	74%
Totals:	80%	20%	100%

% of Closings by Chap. By Div. Chapter % of			
	Memphis	Jackson	Total Closings
Chapter 7	75%	25%	26%
Chapter 11	75%	25%	0%
Chapter 12	0%	100%	0%
Chapter 13	82%	18%	73%
Totals:	80%	20%	100%

% of Closings by Chap. By Div. Chapter % of			
	Memphis	Jackson	Total Closings
Chapter 7	73%	27%	24%
Chapter 11	82%	18%	0%
Chapter 12	0%	0%	0%
Chapter 13	82%	18%	75%
Totals:	80%	20%	100%

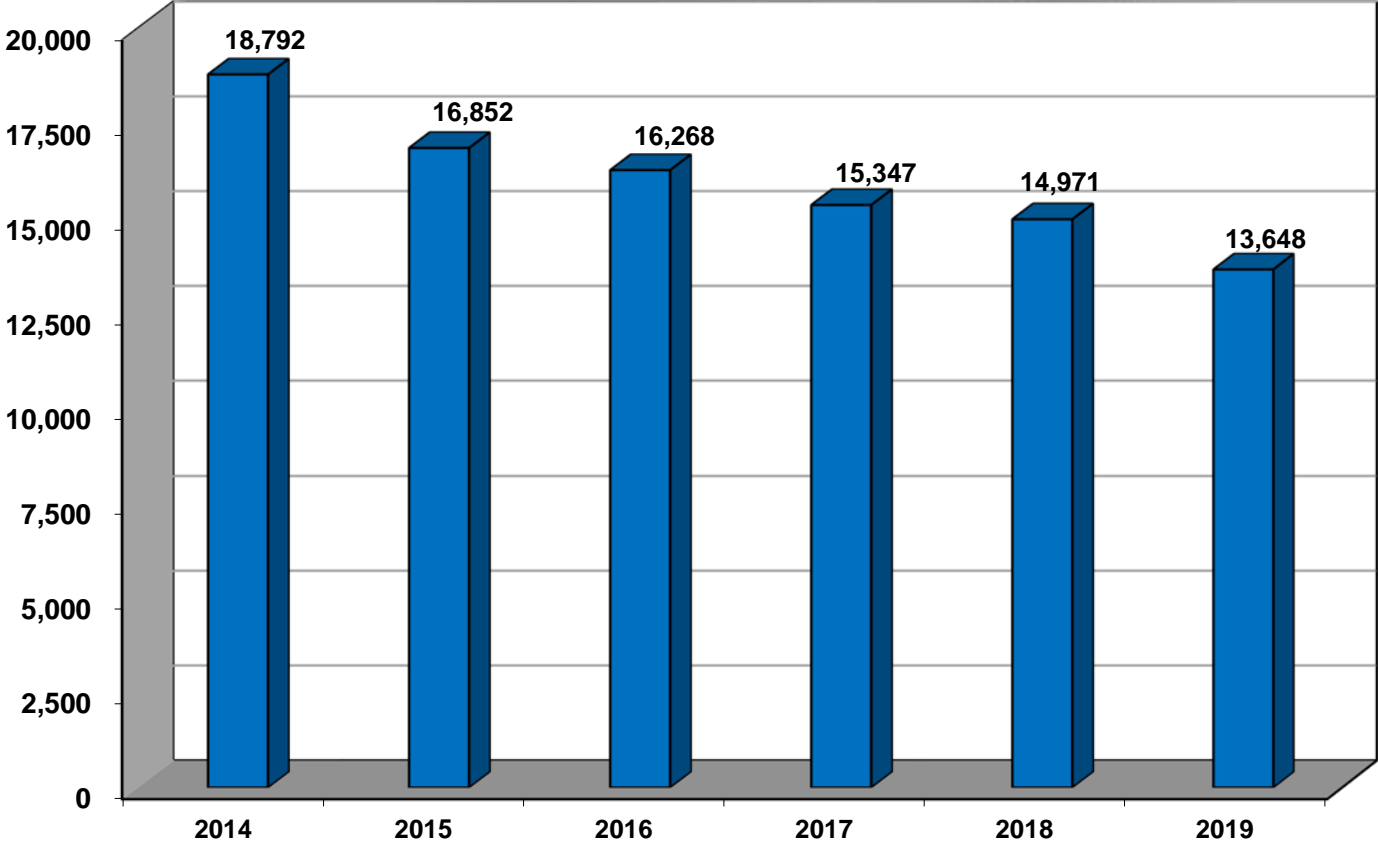
% of Closings by Chap. By Div. Chapter % of			
	Memphis	Jackson	Total Closings
Chapter 7	76%	24%	25%
Chapter 11	67%	33%	0%
Chapter 12	0%	0%	0%
Chapter 13	82%	18%	75%
Totals:	80%	20%	100%

Overall Change 2019 Over 2018 (Both Divisions)
-8.84%

2019 Over 2018		
	Memphis	Total %
Chapter 7	(326)	-11.07%
Chapter 11	(8)	-29.63%
Chapter 12	1	100%
Chapter 13	(703)	-7.82%
Totals:	(1,036)	-8.66%

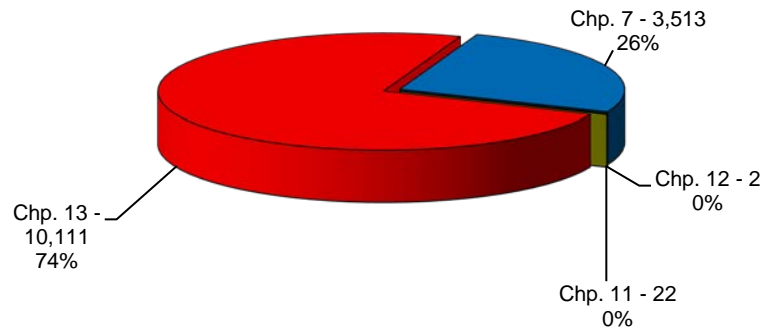
Calculation of percentages are rounded to two places. .745 would be shown as .75 or 75%, and .744 would be displayed as .74 or 74%.

**Total Closings For Western District By Year
12 Month Period Ending Dec 31, 2019
and Prior 12 Month Intervals**

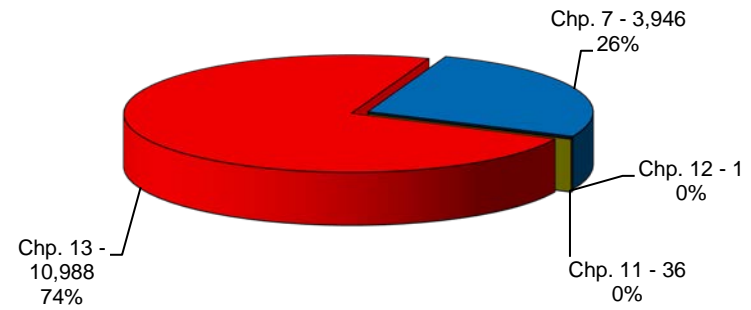


United States Bankruptcy Court Western District of Tennessee

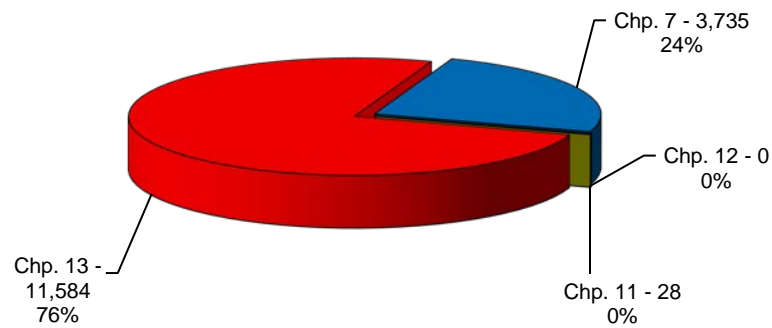
**Bankruptcy Case Closings
Jan 1, 2019 thru Dec 31, 2019**



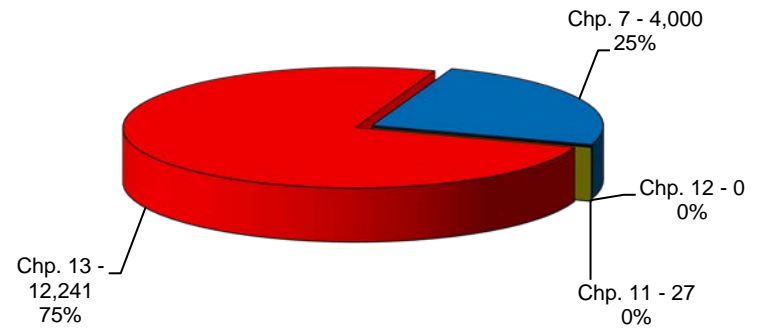
**Bankruptcy Case Closings
Jan 1, 2018 thru Dec 31, 2018**



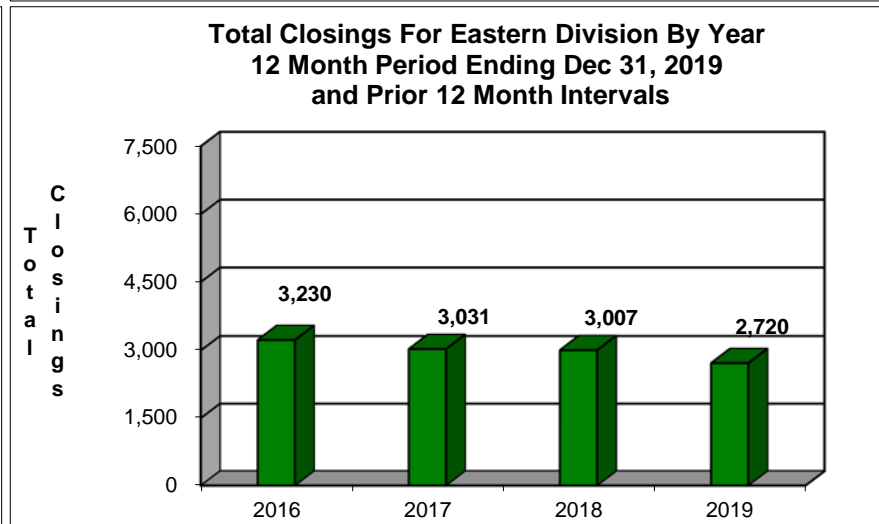
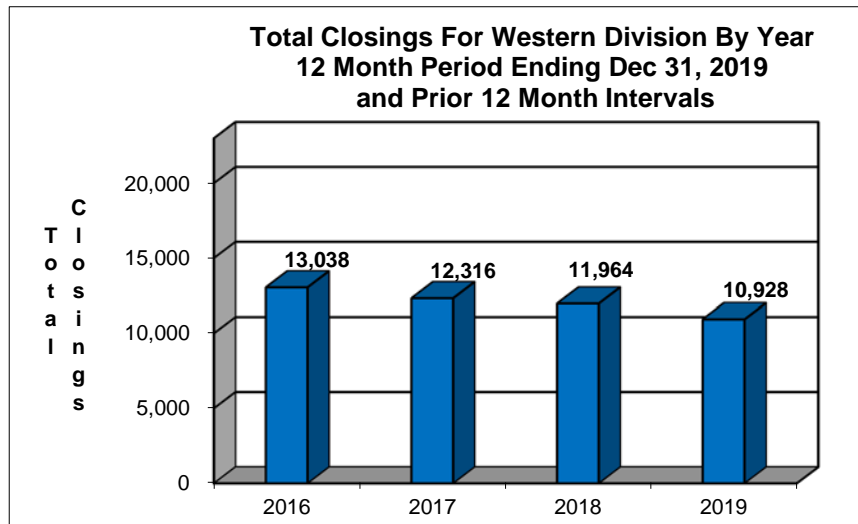
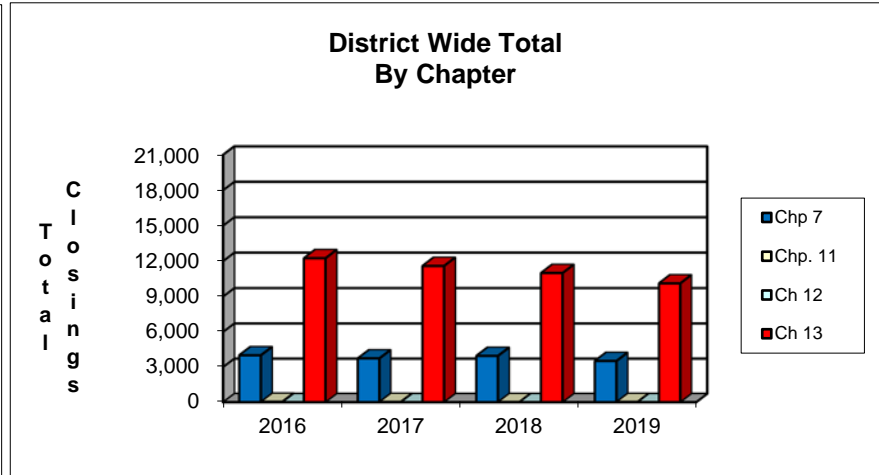
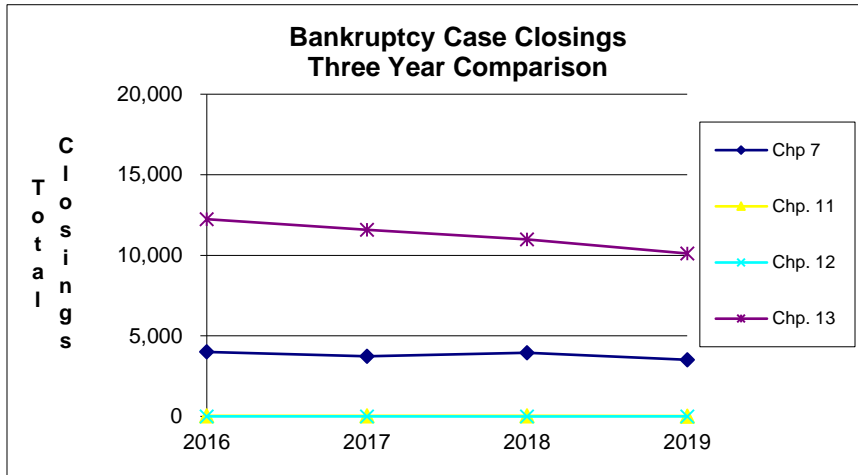
**Bankruptcy Case Closings
Jan 1, 2017 thru Dec 31, 2017**



**Bankruptcy Case Closings
Jan 1, 2016 thru Dec 31, 2016**



United States Bankruptcy Court Western District of Tennessee



Bankruptcy Case Filings and Closings Five Year Comparison 12 Month Period Ending Dec 31, 2019 and Prior 12 Month Intervals