

**UNITED STATES BANKRUPTCY COURT**  
**Western District of Tennessee**  
**PETITIONS CLOSED FOR TWELVE MONTH PERIODS**  
**BY DIVISIONS**

<b>Apr 1, 2020 - Mar 31, 2021</b>			
	<b>Memphis</b>	<b>Jackson</b>	<b>Totals</b>
Chapter 7	2,182	744	2,926
Chapter 11	7	7	14
Chapter 12	0	1	1
Chapter 13	5,589	1,647	7,236
<b>Totals:</b>	<b>7,778</b>	<b>2,399</b>	<b>10,177</b>

<b>Apr 1, 2019 - Mar 31, 2020</b>			
	<b>Memphis</b>	<b>Jackson</b>	<b>Totals</b>
Chapter 7	2,576	919	3,495
Chapter 11	22	3	25
Chapter 12	1	1	2
Chapter 13	8,081	1,860	9,941
<b>Totals:</b>	<b>10,680</b>	<b>2,783</b>	<b>13,463</b>

<b>Apr 1, 2018 - Mar 31, 2019</b>			
	<b>Memphis</b>	<b>Jackson</b>	<b>Totals</b>
Chapter 7	2,753	947	3,700
Chapter 11	19	9	28
Chapter 12	0	0	0
Chapter 13	8,771	1,877	10,648
<b>Totals:</b>	<b>11,543</b>	<b>2,833</b>	<b>14,376</b>

<b>Apr 1, 2017 - Mar 31, 2018</b>			
	<b>Memphis</b>	<b>Jackson</b>	<b>Totals</b>
Chapter 7	2,783	1,000	3,783
Chapter 11	28	4	32
Chapter 12	0	1	1
Chapter 13	9,399	2,022	11,421
<b>Totals:</b>	<b>12,210</b>	<b>3,027</b>	<b>15,237</b>

<b>2021 Over 2020</b>			
	<b>Memphis</b>	<b>Jackson</b>	<b>Total %</b>
Chapter 7	(394)	(175)	-16.28%
Chapter 11	(15)	4	-44.00%
Chapter 12	(1)	0	-50.00%
Chapter 13	(2,492)	(213)	-27.21%
<b>Totals:</b>	<b>(2,902)</b>	<b>(384)</b>	<b>-24.41%</b>

<b>2021 Over 2020</b>		
	<b>Jackson</b>	<b>Total %</b>
Chapter 7	(175)	-19.04%
Chapter 11	4	133.33%
Chapter 12	0	0.00%
Chapter 13	(213)	-11.45%
<b>Totals:</b>	<b>(384)</b>	<b>-13.80%</b>

<b>% of Closings by Chap. By Div. Chapter % of</b>			
	<b>Memphis</b>	<b>Jackson</b>	<b>Total Closings</b>
Chapter 7	75%	25%	29%
Chapter 11	50%	50%	0%
Chapter 12	0%	100%	0%
Chapter 13	77%	23%	71%
<b>Totals:</b>	<b>76%</b>	<b>24%</b>	<b>100%</b>

<b>% of Closings by Chap. By Div. Chapter % of</b>			
	<b>Memphis</b>	<b>Jackson</b>	<b>Total Closings</b>
Chapter 7	74%	26%	26%
Chapter 11	88%	12%	0%
Chapter 12	50%	50%	0%
Chapter 13	81%	19%	74%
<b>Totals:</b>	<b>79%</b>	<b>21%</b>	<b>100%</b>

<b>% of Closings by Chap. By Div. Chapter % of</b>			
	<b>Memphis</b>	<b>Jackson</b>	<b>Total Closings</b>
Chapter 7	74%	26%	26%
Chapter 11	68%	32%	0%
Chapter 12	0%	0%	0%
Chapter 13	82%	18%	74%
<b>Totals:</b>	<b>80%</b>	<b>20%</b>	<b>100%</b>

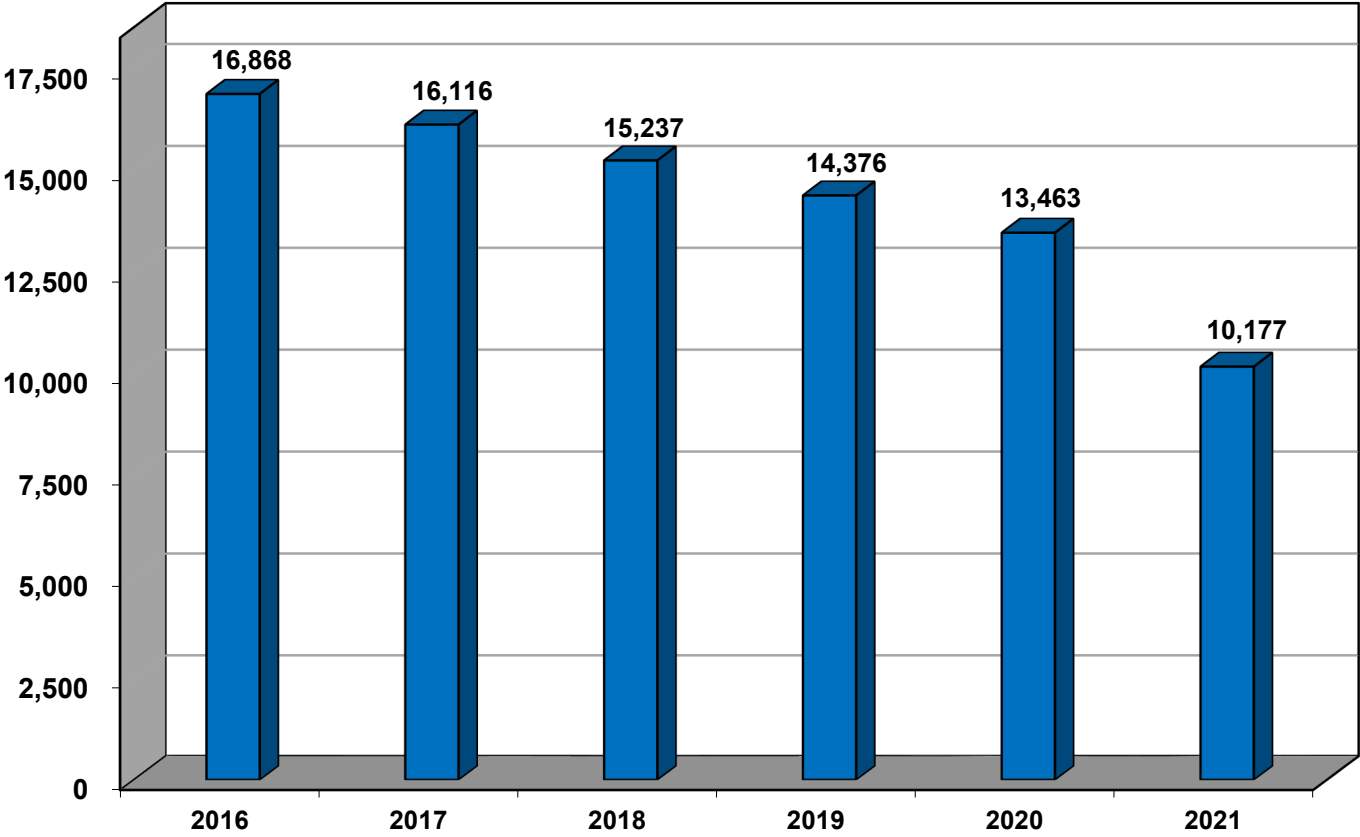
<b>% of Closings by Chap. By Div. Chapter % of</b>			
	<b>Memphis</b>	<b>Jackson</b>	<b>Total Closings</b>
Chapter 7	74%	26%	25%
Chapter 11	87%	12%	0%
Chapter 12	0%	100%	0%
Chapter 13	82%	18%	75%
<b>Totals:</b>	<b>80%</b>	<b>20%</b>	<b>100%</b>

<b>Overall Change</b> <b>2021 Over 2020</b> <b>(Both Divisions)</b>
<b>-24.41%</b>

<b>2021 Over 2020</b>		
	<b>Memphis</b>	<b>Total %</b>
Chapter 7	(394)	-15.30%
Chapter 11	(15)	-68.18%
Chapter 12	(1)	-100.00%
Chapter 13	(2,492)	-30.84%
<b>Totals:</b>	<b>(2,902)</b>	<b>-27.17%</b>

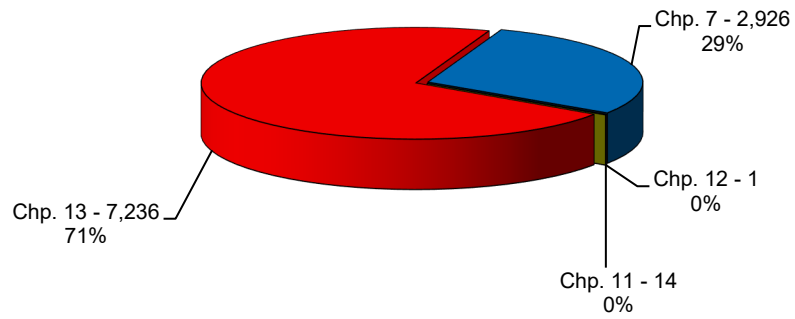
*Calculation of percentages are rounded to two places. .745 would be shown as .75 or 75%, and .744 would be displayed as .74 or 74%.*

**Total Closings For Western District By Year  
12 Month Period Ending Mar 31, 2021  
and Prior 12 Month Intervals**

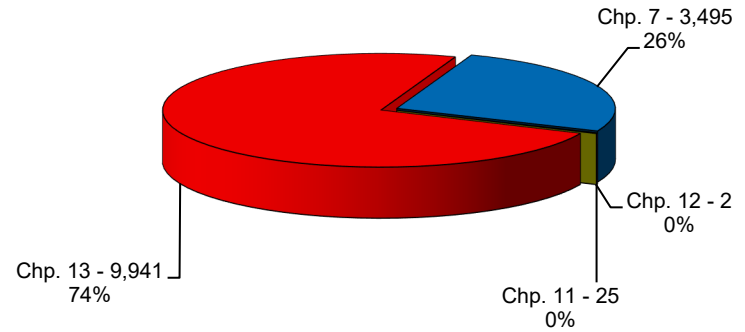


## United States Bankruptcy Court Western District of Tennessee

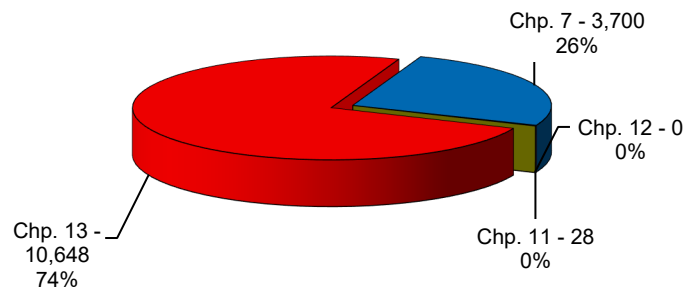
**Bankruptcy Case Closings  
Apr 1, 2020 thru Mar 31, 2021**



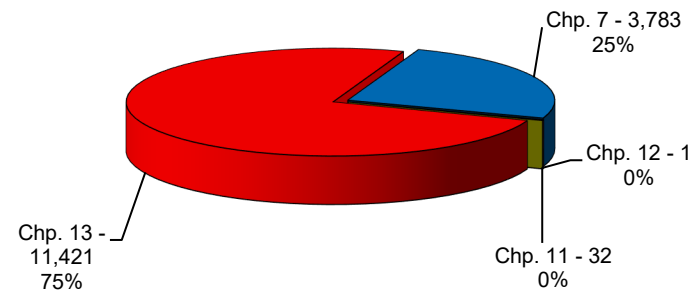
**Bankruptcy Case Closings  
Apr 1, 2019 thru Mar 31, 2020**



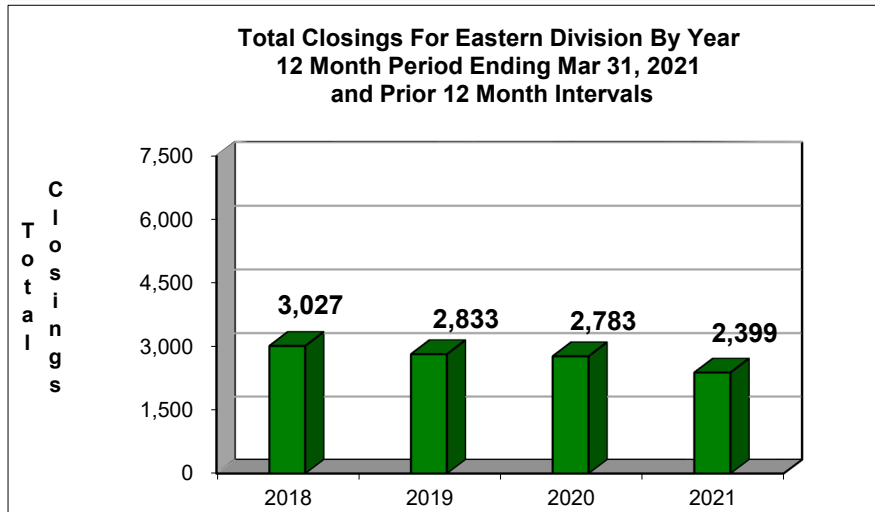
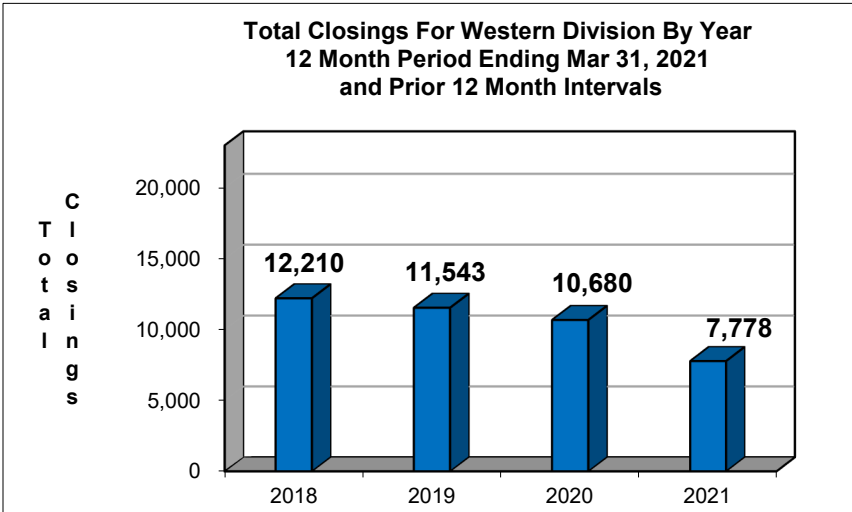
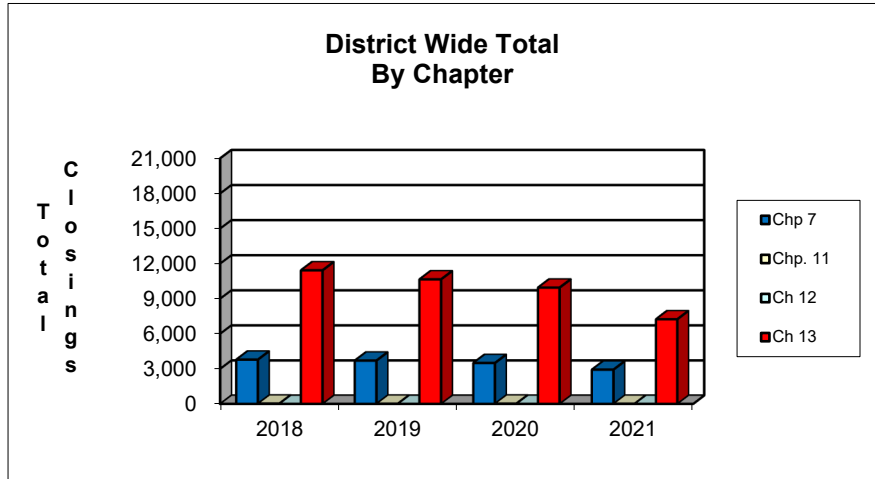
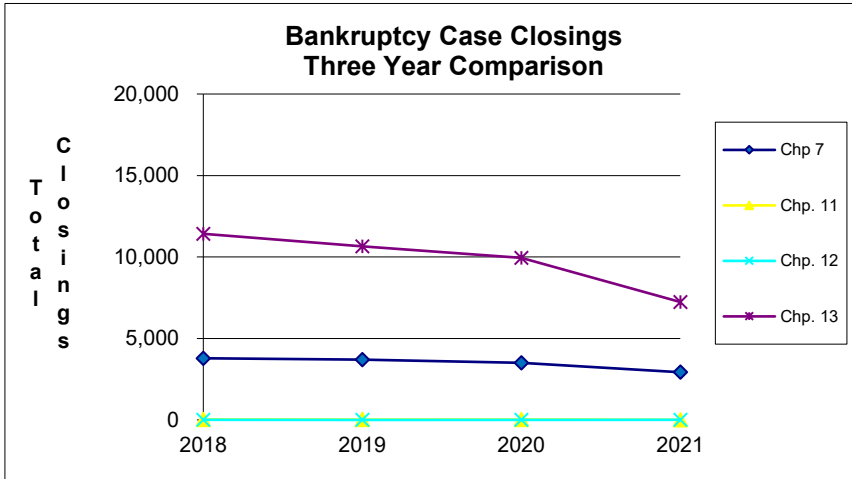
**Bankruptcy Case Closings  
Apr 1, 2018 thru Mar 31, 2019**



**Bankruptcy Case Closings  
Apr 1, 2017 thru Mar 31, 2018**



## United States Bankruptcy Court Western District of Tennessee



**NOTE: Data For Each Year was Calculated Beginning Mar 31, 2021 And Extending Backwards Twelve Months**